

Texas

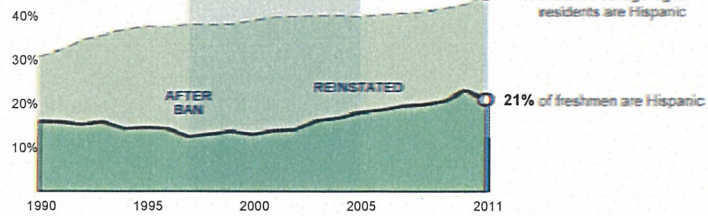
Banned in 1997

The state's flagship universities each enrolled fewer black and Hispanic students after a court ruling prohibited them from using affirmative action. The University of Texas later readopted affirmative action in 2005.

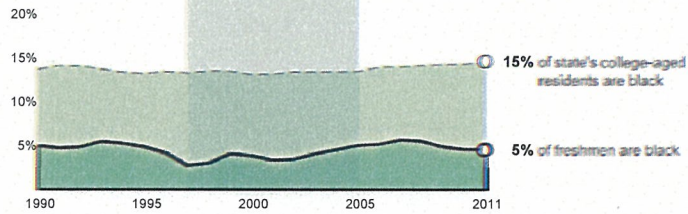
Highlight enrollment gap

University of Texas

HISPANIC

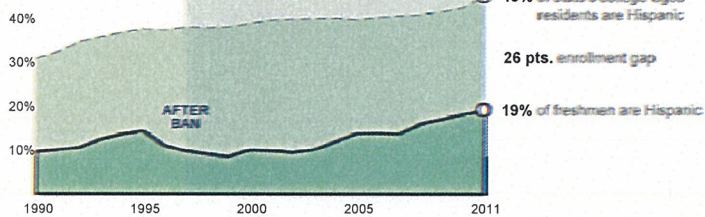


BLACK

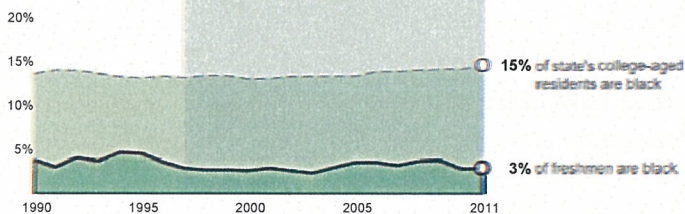


Texas A&M

HISPANIC



BLACK



Florida

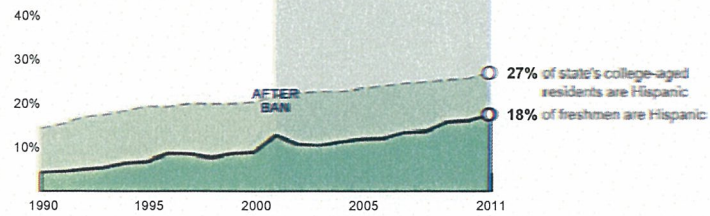
Banned in 2001

The University of Florida and Florida State University have been more successful than colleges in other states at maintaining minority enrollment despite a ban on affirmative action. Hispanic enrollment has tracked fairly closely with the overall growth of young Hispanics in Florida.

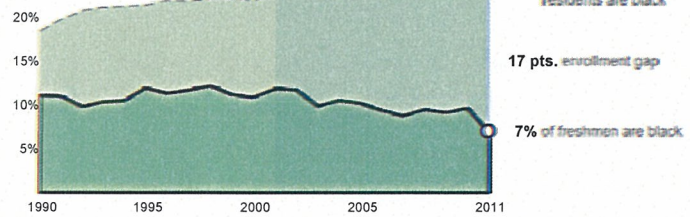
Highlight enrollment gap

Florida State

HISPANIC

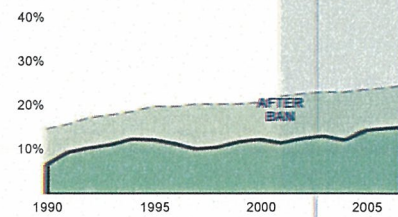


BLACK

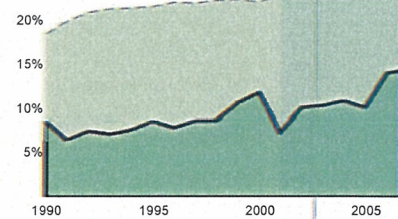


University of Florida

HISPANIC



BLACK



Michigan

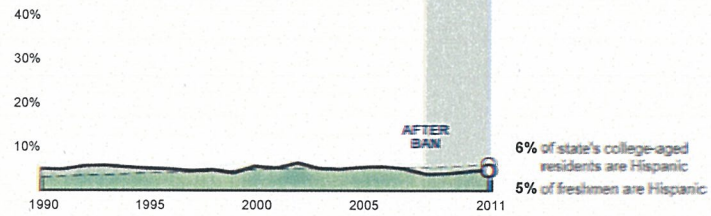
Banned in 2008

After Michigan voters approved a ban on affirmative action, the number of black freshmen declined at the two most prominent public universities, even as the statewide proportion of 19-year-olds who were black increased.

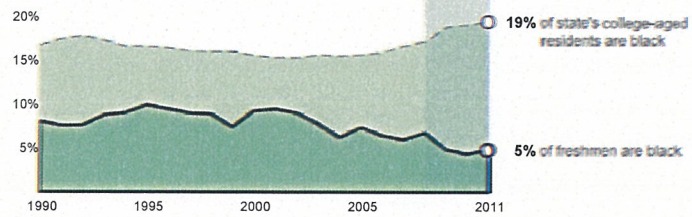
Highlight enrollment gap

University of Michigan

HISPANIC

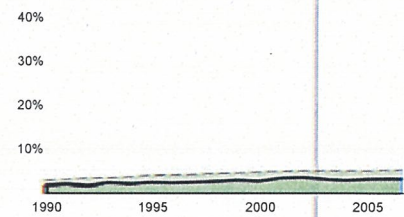


BLACK

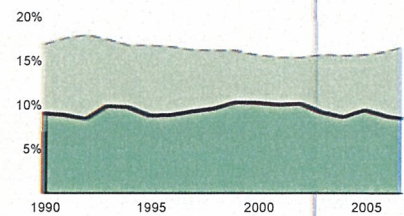


Michigan State

HISPANIC



BLACK



Washington

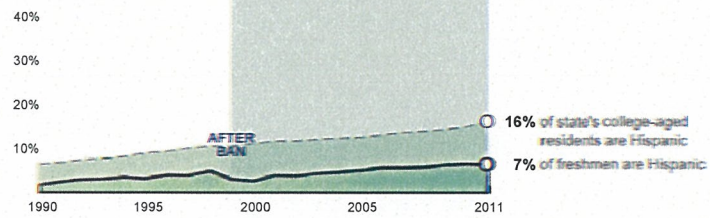
Banned in 1999

Minority enrollment fell at the University of Washington after voters approved a ban on affirmative action. The effect was less clear at Washington State University.

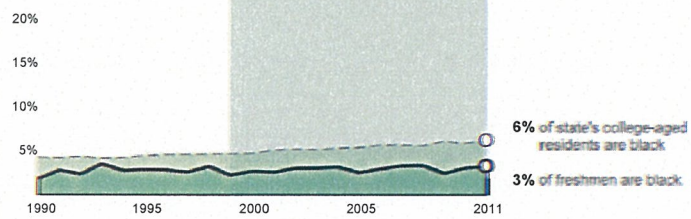
Highlight enrollment gap

University of Washington

HISPANIC

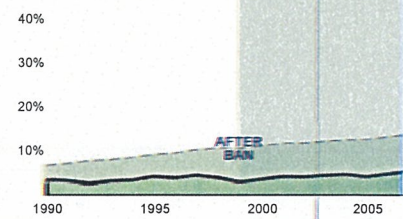


BLACK

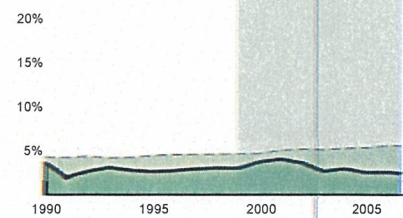


Washington State

HISPANIC



BLACK



By FORD FESSENDEN and JOSH KELLER

Sources: National Center for Education Statistics (enrollment data), Centers for Disease Control (state population estimates)

Related Links

[Analysis of Supreme Court Decision on Affirmative Action](#)