THE SUPREME COURT *of* OHIO

2011
OHIO COURTS
STATISTICAL REPORT

The Supreme Court *of* Ohio

2011

OHIO COURTS STATISTICAL REPORT

MAUREEN O'CONNOR

Chief Justice

PAUL E. PFEIFER

EVELYN LUNDBERG STRATTON

TERRENCE O'DONNELL

JUDITH ANN LANZINGER

ROBERT R. CUPP

YVETTE McGEE BROWN

Justices

STEVEN C. HOLLON

Administrative Director

Office of Judicial & Court Services

W. MILT NUZUM III

ACTING DIRECTOR

Case Management Section

STEPHANIE E. HESS

MANAGER OF CASE MANAGEMENT SERVICES

Content Development

CHRISTINE BRATTON
BRIAN FARRINGTON

Production and Graphics

PHILLIP FARMER
KATIE RIEDEL
JAMES R. SHROYER
CAROL TAYLOR

Information Technology Support

MARK DUTTON
DONALD TURKLAY

Table of Contents

Introduction 1

The Supreme Court of Ohio

Caseload Details 7

Courts of Appeals

Overall Caseloads 15
Criminal Appeals 16
Civil Appeals 17
Miscellaneous Matters 18
Domestic Relations, Juvenile and Probate Appeals 19

Court of Claims

Caseload Details 23

Courts of Common Pleas, General Division

Composite Report for Entire State 27
Overall Caseloads and Terminations 28
Total Civil 32
Professional Tort 36
Product Liability 40
Other Torts 44
Workers' Compensation 48
Foreclosures 52
Administrative Appeal 56
Complex Litigation 60
Other Civil 64
Criminal 68

Courts of Common Pleas, Domestic Relations Division

Composite Report for Entire State 75
Overall Caseloads and Terminations 76
Marriage Terminations with Children 80
Marriage Terminations without Children 84
Marriage Dissolutions with Children 88
Marriage Dissolutions without Children 92
Change of Custody 96
Visitation Enforcement or Modification 100

Support Enforcement or Modification 104
Domestic Violence 108
Uniform Interstate Family Support Act 112
Parentage 116
All Others 120

Courts of Common Pleas, Probate Division

Composite Report for Entire State 127
Overall Caseloads 128
Decedents' Estates and Wrongful Death 130
Guardianships 132
Conservatorships, Testamentary Trusts and Civil Actions 134
Miscellaneous Matters 136

Courts of Common Pleas, Juvenile Division

Composite Report for Entire State 141
Overall Caseloads and Terminations 142
Delinquency 146
Traffic 150
Dependency, Neglect, and Abuse 154
Unruly 158
Adult 162
Motion for Permanent Custody 166
Custody, Change of Custody and Visitation 170
Support Enforcement or Modification 174
Parentage 178
Uniform Interstate Family Support Act 182
All Others 186

Municipal Courts

Composite Administrative Judge Report for Entire State 193
Composite Individual Judge Report for Entire State 194
Overall Caseloads 195
Felony 198
Misdemeanor 204
Operating a Vehicle While Under the Influence 210
Other Traffic 216
Personal Injury and Property Damage 222
Contracts. 228
Forcible Entry and Detainer 234
Other Civil. 240
Small Claims. 246

County Courts

Composite Administrative Judge Report for Entire State.....255
Composite Individual Judge Report Form for Entire State.....256
Overall Caseloads 257
Felony.....258
Misdemeanor.....260
Operating a Vehicle While Under the Influence.....262
Other Traffic.....264
Personal Injury and Property Damage.....266
Contracts.....268
Forcible Entry and Detainer. 270
Other Civil 272
Small Claims 274

Definitions

Courts of Common Pleas Statistical Reporting 279
Municipal and County Courts Statistical Reporting 283

INTRODUCTION

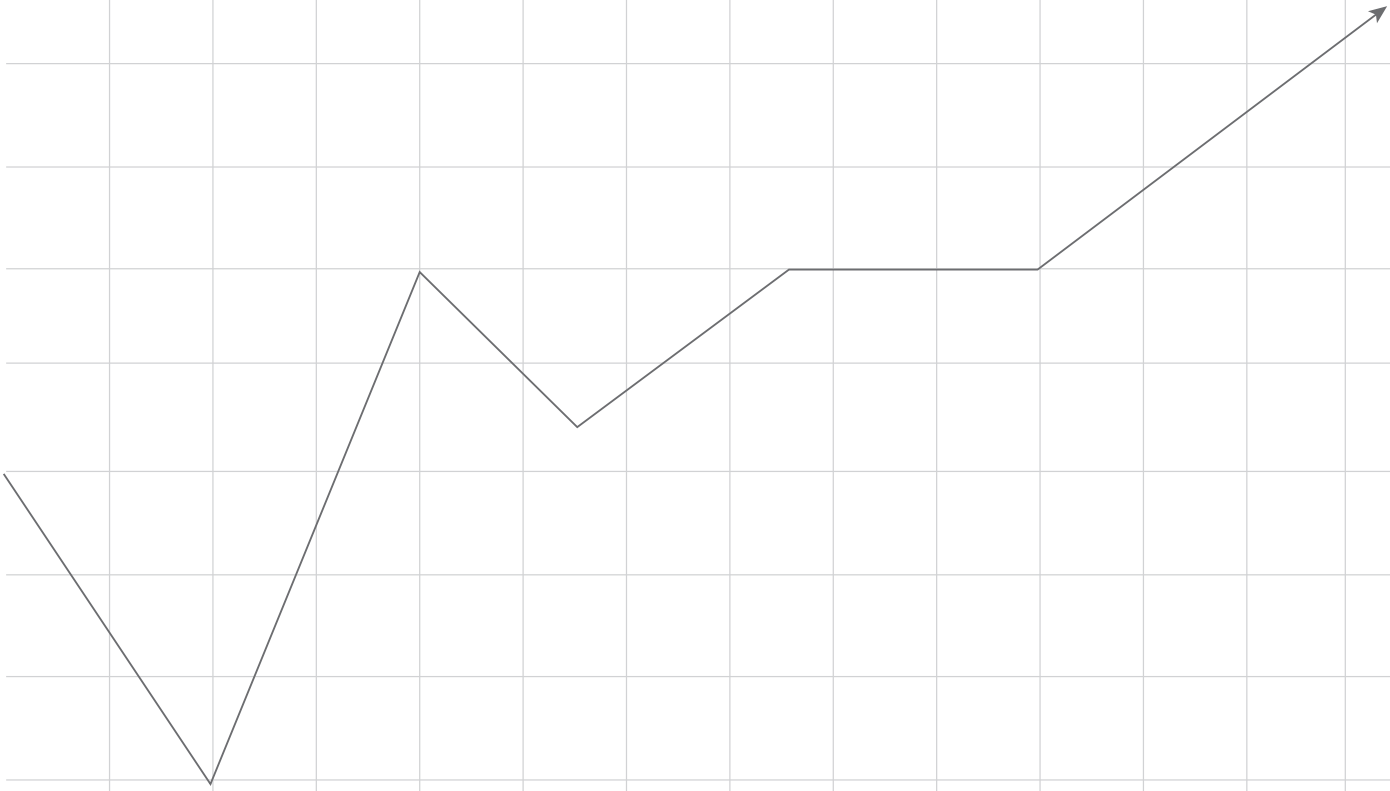

2011 Ohio Courts Statistical Report

Introduction

For more than 50 years, the Supreme Court of Ohio has produced annual compilations of statistics regarding Ohio court caseloads. The *Ohio Courts Summary*, reflecting the prior year's caseloads, has proven a valuable reference source for details concerning individual court data. However, when a longer view of the data is sought, the usefulness of the *Ohio Courts Summary* is limited. In order to provide the courts and the citizens of Ohio with a broader multi-year overview of the work of the Ohio judiciary, the Supreme Court prepared a companion report, the *Ohio Courts Statistical Summary*.

The in-depth annual caseload statistics traditionally reported in the *Ohio Courts Summary* continue to be reported in this publication, the *Ohio Courts Statistical Report*. The multitude of statistical tables contained in this report remain essentially unchanged from the tables contained in past editions of the *Ohio Courts Summary*. This consistency enables users to continue to compare year-to-year data for individual courts.

The companion *Ohio Courts Statistical Summary* incorporates the current year's statewide caseload statistics with statistics from prior years in order to reveal trends in the data. Additional content includes descriptions of the overall structure and operations of the Ohio judicial system.

SUPREME COURT OF OHIO

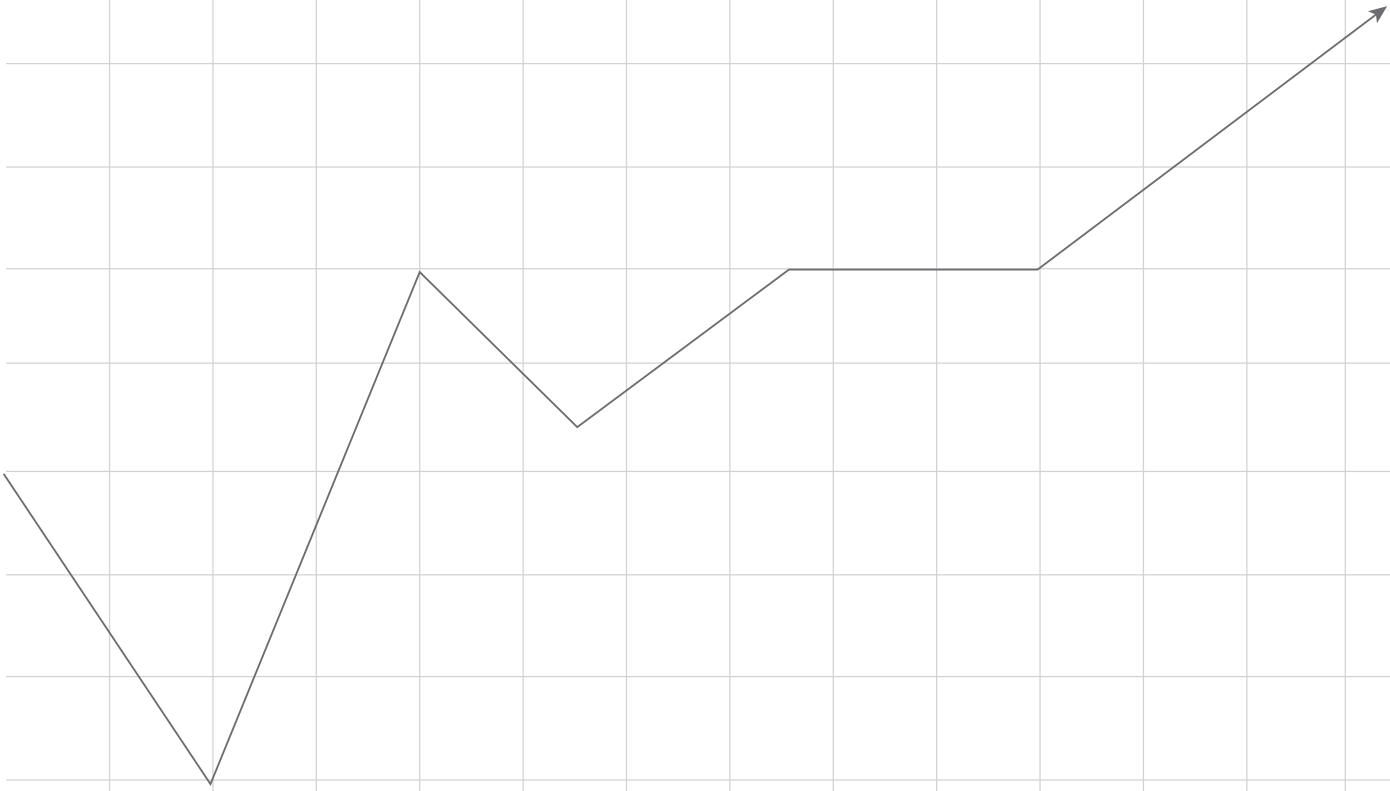

Supreme Court of Ohio
Cases Filed in 2011

JURISDICTIONAL APPEALS	
Claimed Appeals of Right	16
Discretionary Appeals (Non-felony)[1]	811
Discretionary Appeals (Felony)	731
Death Penalty Postconviction Appeals	8
Appeals Involving Termination of Parental Rights/Adoption	12
Appeals from App.R. 26(B) Applications (*Murnahan* Appeals)	89
TOTAL	**1,667**
MERIT CASES	
Original Actions	164
Habeas Corpus Cases	43
Direct Appeals (Cases Originating in Court of Appeals)	118
Direct Appeal Involving Termination of Parental Rights/Adoption	1
Certified Conflicts	29
Certified Conflicts Involving Termination of Parental Rights/Adoption	1
Appeals from Board of Tax Appeals	21
Appeals from Public Utilities Commission	8
Appeals from Power Siting Board	8
Death Penalty Cases	8
Certified Questions of State Law	1
Appeals from App.R. 26(B) Application in Death Penalty Cases	1
Other Merit Cases	5
TOTAL	**408**
PRACTICE OF LAW CASES	
Disciplinary Cases	119
Bar Admissions Cases	17
Unauthorized Practice of Law Cases	4
Other Matters Relating to Practice of Law	2
TOTAL	**132**
TOTAL CASES FILED	**2,207**

[1] Non-felony discretionary appeals include cases in which the appellant sought jurisdiction as both a discretionary appeal and a claimed appeal of right. A claimed appeal of right is an appeal that claims a substantial constitutional question, including an appeal from the decision of a court of appeal under App. R. 26(B) in a noncapital case. A discretionary appeal is an appeal involving a felony or a question of public or great general interest and invokes the discretionary jurisdiction of the Supreme Court.

Supreme Court of Ohio
Cases Related to the Practice of Law
Detail of Cases Filed in 2011

DISCIPLINARY CASES	
Cases on Report of Board	70
Consent to Discipline Cases	11
Case under Gov.Bar R. V(7)/Mental Illness	1
Attorney Resignation Cases	15
Reciprocal Discipline Cases	3
Cases upon Felony Conviction	14
Cases on Motion for Interim Remedial Suspension	3
Judge Disciplinary Cases	2
TOTAL	**119**
BAR ADMISSIONS CASES	
Character and Fitness Cases	7
TOTAL	**7**
UNAUTHORIZED PRACTICE OF LAW CASES	
Cases on Report of Board	2
Consent Decree Cases	1
Miscellaneous UPL Cases	1
TOTAL	**4**
OTHER MATTERS RELATING TO PRACTICE OF LAW[2]	**2**
TOTAL PRACTICE OF LAW CASES FILED	**132**

[2] Disciplinary cases identified as "Other Matters Relating to Practice of Law" typically consist of cases pertaining to the enforcement of orders issued by the Board of Commissioners on Grievances & Discipline during the investigation of a disciplinary complaint.

Supreme Court of Ohio
Final Dispositions in 2011

JURISDICTIONAL APPEALS[3]	
Claimed Appeals of Right	19
Discretionary Appeals (Non-felony)[4]	780
Discretionary Appeals (Felony)	685
Death Penalty Postconviction Appeals	3
Appeals Involving Termination of Parental Rights/Adoption	14
Appeals from App.R. 26(B) Applications (*Murnahan* Appeals)	88
TOTAL	**1,589**
MERIT CASES	
Original Actions	167
Habeas Corpus Cases	39
Direct Appeals (Cases Originating in Court of Appeals)	115
Direct Appeals Involving Termination of Parental Rights/Adoption	2
Certified Conflicts	19
Certified Conflicts Involving Termination of Parental Rights/Adoption	1
Appeals from Board of Tax Appeals	34
Appeals from Public Utilities Commission	17
Death Penalty Cases	3
Certified Questions of State Law	4
Appeals from App.R. 26(B) Application in Death Penalty Case	1
Appeal from Contest of Election under R.C. 3515.15	1
Petition Challenges Pursuant to Article II, Section 1g	1
Other Merit Cases	5
Jurisdictional Appeals Accepted for Review[5]	157
TOTAL	**566**
PRACTICE OF LAW CASES	
Disciplinary Cases	97
Bar Admissions Cases	6
Unauthorized Practice of Law Cases	3
Other Matters Related to Practice of Law	2
TOTAL	**108**
TOTAL FINAL DISPOSITIONS	**2,263**

[3] Jurisdictional appeals include dispositions where the court's jurisdiction was declined, leave to appeal was denied, or the appeal was dismissed.

[4] Non-felony discretionary appeals include cases in which the appellant sought jurisdiction as both a discretionary appeal and a claimed appeal of right. A claimed appeal of right is an appeal that claims a substantial constitutional question, including an appeal from the decision of a court of appeal under App. R. 26(B) in a noncapital case. A discretionary appeal is an appeal involving a felony or a question of public or great general interest and invokes the discretionary jurisdiction of the Supreme Court.

[5] Jurisdictional Appeals Accepted for Merit Review reflects cases disposed of in 2011 and includes cases accepted and held for a decision in another case. These appeals may have been filed in any preceding year.

Supreme Court of Ohio
Cases Related to the Practice of Law
Detail of Final Dispositions in 2011

ATTORNEY DISCIPLINARY CASES

Cases on Report of Board	
Public reprimand	3
Definite suspension	26
Indefinite suspension	17
Disbarment	8
Dismissed	1
TOTAL	**55**
Consent to Discipline Cases	
Public reprimand	2
Definite suspension	4
TOTAL	**6**
Attorney Resignation Cases	
Resignation accepted - disciplinary action pending	12
Reciprocal Discipline Cases	
Public reprimand	1
Definite suspension	1
Indefinite suspension	1
Cases upon Felony Conviction	
Interim suspension	14
Cases under Gov.Bar R. V(7)/Mental Illness	
Mental illness suspension	1
Cases on Motion for Remedial Suspension	
Interim suspension	4

JUDGE DISCIPLINARY CASES UNDER GOV.JUD. R. II(5)

Cases on Report of Board	
Dismissed	1
Public reprimand	1
TOTAL	**97**

Supreme Court of Ohio
Cases Related to the Practice of Law
Detail of Final Dispositions in 2011

BAR ADMISSIONS CASES	
Character and Fitness Cases	
Applicant disapproved, may reapply	5
Applicant approved	1
TOTAL	**6**
UNAUTHORIZED PRACTICE OF LAW CASES	
Cases on Report of Board	
Respondent enjoined from actions constituting the unauthorized practice of law and civil penalty imposed	1
Cases on Consent Decree	
Respondent enjoined from actions constituting the unauthorized practice of law	1
Miscellaneous Cases	
Respondent ordered to immediately cease and desist from unauthorized practice of law	1
TOTAL	**3**
OTHER MATTERS RELATED TO PRACTICE OF LAW	
Motion to Quash Subpoena/Motion for Protective Order denied	1
Respondent found in contempt; ordered to comply with subpoena and board's orders	1
TOTAL	**2**
TOTAL PRACTICE OF LAW DISPOSITIONS	**108**

Supreme Court of Ohio
Cases Pending as of December 31, 2011

JURISDICTIONAL APPEALS	
Claimed Appeals of Right	5
Discretionary Appeals (Non-felony)[6]	213
Discretionary Appeals (Felony)	160
Death Penalty Postconviction Appeals	10
Appeals Involving Termination of Parental Rights/Adoption	2
Appeals from App.R. 26(B) Applications (*Murnahan* Appeals)	19
TOTAL	**409**
MERIT CASES	
Original Actions	44
Habeas Corpus Cases	6
Direct Appeals (Cases Originating in Court of Appeals)	80
Certified Conflicts	25
Certified Conflicts Involving Termination of Parental Rights/Adoption	1
Appeals from Board of Tax Appeals	21
Appeals from Public Utilities Commission	8
Appeals from Power Siting Board	1
Death Penalty Cases[7]	22
Certified Questions of State Law	6
Other Merit Cases	1
Jurisdictional Appeals Accepted for Review	65
TOTAL	**280**
PRACTICE OF LAW CASES	
Disciplinary Cases	66
Bar Admission Cases	4
Unauthorized Practice of Law Cases	2
TOTAL	**72**
TOTAL CASES PENDING	**761**

[6] This category includes cases in which the appellant sought jurisdiction as both a discretionary appeal and a claimed appeal of right.

[7] Included under death penalty cases pending on December 31, 2011, are two cases involving appeals from the courts of appeal in which the death penalty was imposed for an offense committed prior to January 1, 1995.

COURTS OF APPEALS

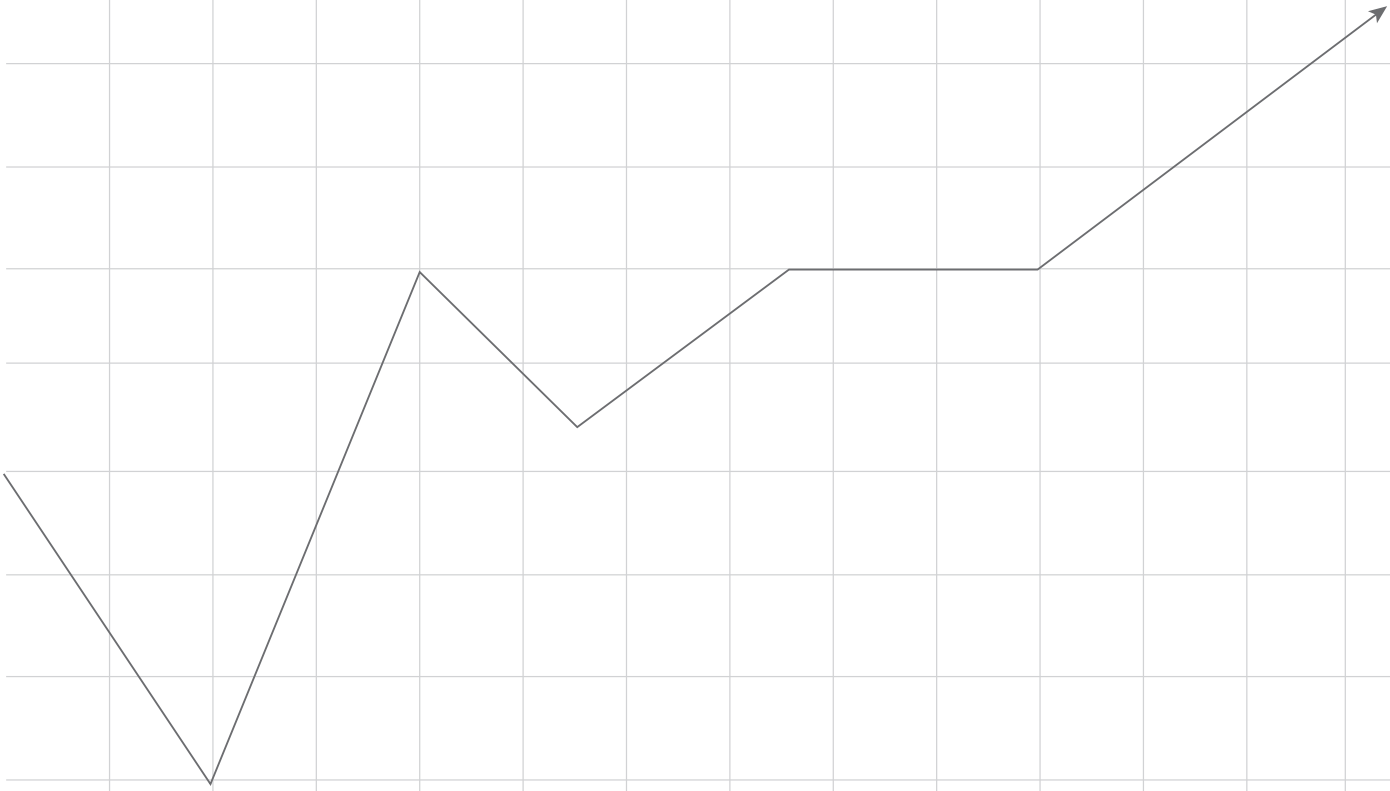

Courts of Appeals
Overall Caseloads
2011

	Number of Judges	Cases Pending January 1	New Cases Filed	Transferred in or Reactivated	Total Cases	Terminated by: Decision or Opinion	Dismissal	Bankruptcy Stay	Other Terminations	Total Terminations	Cases Pending December 31
First District	6	819	869	30	1,718	759	318	0	2	1,079	639
Second District	5	697	826	24	1,547	649	293	3	7	952	595
Third District	4	220	498	16	734	256	224	2	5	487	247
Fourth District	4	299	438	12	749	352	92	3	2	449	300
Fifth District	6	581	1,051	30	1,662	791	318	6	0	1,115	547
Sixth District	5	357	651	12	1,020	401	231	7	3	642	378
Seventh District	4	265	364	6	635	227	107	1	0	335	300
Eighth District	12	1,159	1,587	79	2,825	1,391	555	6	60	2,012	813
Ninth District	5	706	866	33	1,605	597	369	0	0	966	639
Tenth District	8	1,550	1,259	5	2,814	919	315	0	0	1,234	1,580
Eleventh District	5	301	525	18	844	350	148	9	1	508	336
Twelfth District	5	421	574	6	1,001	437	213	0	0	650	351
Statewide	69	7,375	9,508	271	17,154	7,129	3,183	37	80	10,429	6,725

Courts of Appeals
Criminal Caseloads
2011

	Number of Judges	Cases Pending January 1	New Cases Filed	Transferred in or Reactivated	Total Cases	Terminated by: Decision or Opinion	Dismissal	Other Terminations	Total Terminations	Cases Pending December 31
First District	6	627	463	17	1,107	554	123	0	677	430
Second District	5	454	464	17	935	423	109	2	534	401
Third District	4	133	259	10	402	159	109	1	269	133
Fourth District	4	162	217	5	384	177	38	1	216	168
Fifth District	6	292	463	24	779	377	140	0	517	262
Sixth District	5	244	297	2	543	215	76	0	291	252
Seventh District	4	136	153	3	292	112	36	0	148	144
Eighth District	12	639	691	36	1,366	724	253	0	977	389
Ninth District	5	372	362	17	751	332	132	0	464	287
Tenth District	8	320	377	1	698	324	57	0	381	317
Eleventh District	5	131	188	5	324	148	35	0	183	141
Twelfth District	5	212	275	5	492	236	77	0	313	179
Statewide	69	3,722	4,209	142	8,073	3,781	1,185	4	4,970	3,103

Courts of Appeals
Civil Caseloads
2011

	Number of Judges	Cases Pending January 1	New Cases Filed	Transferred in or Reactivated	Total Cases	Terminated by: Decision or Opinion	Terminated by: Dismissal	Terminated by: Bankruptcy Stay	Terminated by: Other Terminations	Total Terminations	Cases Pending December 31
First District	6	128	266	10	404	132	110	0	0	242	162
Second District	5	144	197	6	347	119	104	2	2	227	120
Third District	4	43	101	4	148	45	45	1	3	94	54
Fourth District	4	84	127	4	215	80	37	3	1	121	94
Fifth District	6	141	313	2	456	205	98	4	0	307	149
Sixth District	5	54	214	7	275	90	103	7	3	203	72
Seventh District	4	89	128	3	220	63	46	1	0	110	110
Eighth District	12	380	562	29	971	433	183	6	50	672	299
Ninth District	5	242	295	10	547	190	150	0	0	340	207
Tenth District	8	842	462	2	1,306	273	129	0	0	402	904
Eleventh District	5	89	163	9	261	94	61	7	0	162	99
Twelfth District	5	120	127	0	247	102	60	0	0	162	85
Statewide	69	2,356	2,955	86	5,397	1,826	1,126	31	59	3,042	2,355

Courts of Appeals
Miscellaneous Matters Caseloads
2011

	Number of Judges	Cases Pending January 1	New Cases Filed	Transferred in or Reactivated	Total Cases	Terminated by: Decision or Opinion	Terminated by: Dismissal	Terminated by: Bankruptcy Stay	Terminated by: Other Terminations	Total Terminations	Cases Pending December 31
First District	6	11	61	0	72	13	43	0	0	56	16
Second District	5	19	42	0	61	20	25	0	3	48	13
Third District	4	12	45	1	58	9	38	0	1	48	10
Fourth District	4	13	37	2	52	35	9	0	0	44	8
Fifth District	6	38	70	2	110	57	25	0	0	82	28
Sixth District	5	10	43	2	55	39	4	0	0	43	12
Seventh District	4	6	30	0	36	15	10	0	0	25	11
Eighth District	12	58	162	3	223	112	59	0	1	172	51
Ninth District	5	16	50	0	66	0	42	0	0	42	24
Tenth District	8	292	294	2	588	233	63	0	0	296	292
Eleventh District	5	18	42	1	61	24	12	0	0	36	25
Twelfth District	5	8	38	1	47	13	26	0	0	39	8
Statewide	69	501	914	14	1,429	570	356	0	5	931	498

Miscellaneous matters include habeas corpus, original actions, administrative appeals, and appeals from the Court of Claims.

Courts of Appeals

Domestic Relations, Probate, and Juvenile Appeals Caseloads

2011

	Number of Judges	Cases Pending January 1	New Cases Filed	Transferred in or Reactivated	Total Cases	Terminated by: Decision or Opinion	Terminated by: Dismissal	Terminated by: Bankruptcy Stay	Terminated by: Other Terminations	Total Terminations	Cases Pending December 31
First District	6	53	79	3	135	60	42	0	2	104	31
Second District	5	80	123	1	204	87	55	1	0	143	61
Third District	4	32	93	1	126	43	32	1	0	76	50
Fourth District	4	40	57	1	98	60	8	0	0	68	30
Fifth District	6	110	205	2	317	152	55	2	0	209	108
Sixth District	5	49	97	1	147	57	48	0	0	105	42
Seventh District	4	34	53	0	87	37	15	0	0	52	35
Eighth District	12	82	172	11	265	122	60	0	9	191	74
Ninth District	5	76	159	6	241	75	45	0	0	120	121
Tenth District	8	96	126	0	222	89	66	0	0	155	67
Eleventh District	5	63	132	3	198	84	40	2	1	127	71
Twelfth District	5	81	134	0	215	86	50	0	0	136	79
Statewide	69	796	1,430	29	2,255	952	516	6	12	1,486	769

COURT OF CLAIMS

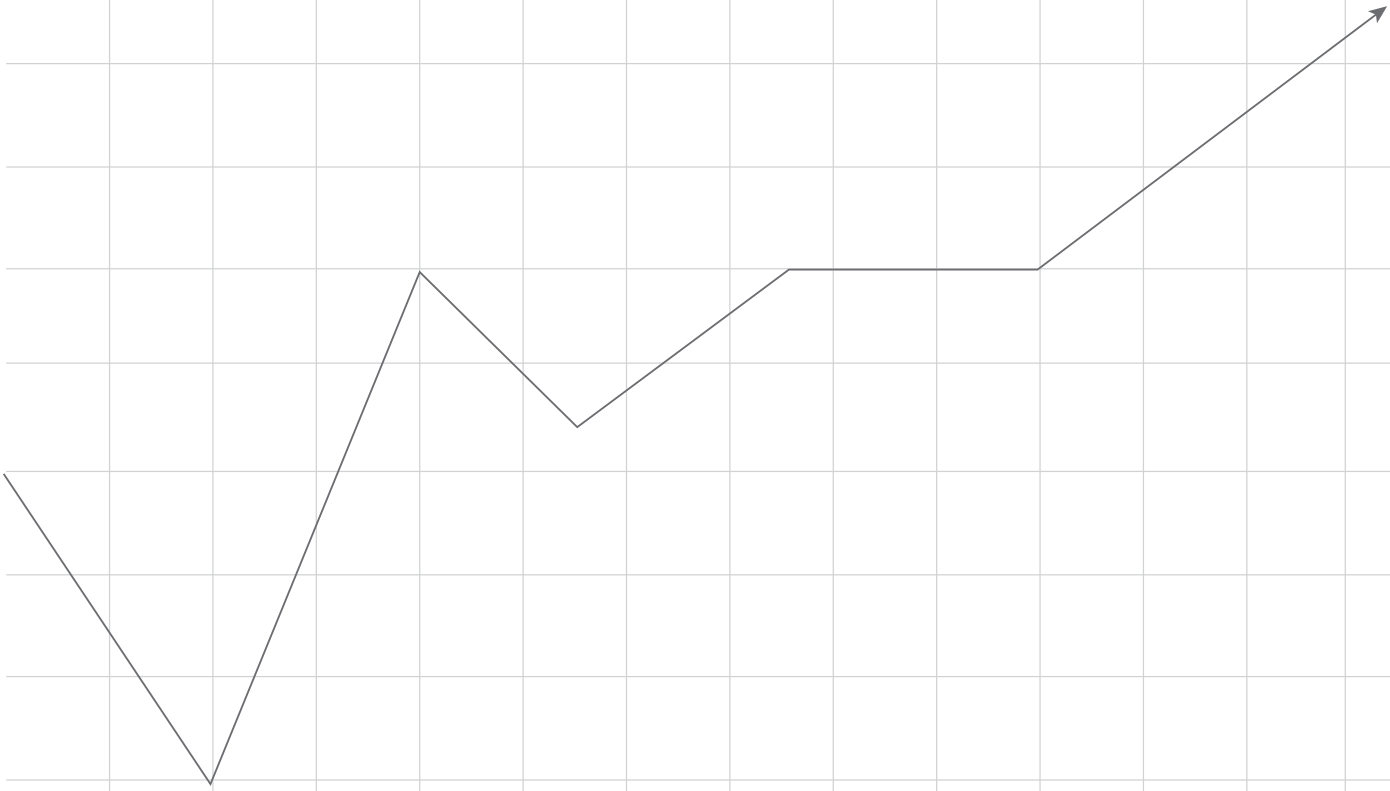

Court of Claims
Overall Caseloads
2011

Judicial Cases

Cases Filed	441
Cases Terminated	532
Trials Held	102
Conferences/Pretrials Held	1,433

Administrative Determinations

Cases Filed	796
Cases Terminated	904
Motions for Court Review	40

Victims Activity

Appeals Filed	100
Appeals Terminated	99
Hearings Held	75

COURTS OF COMMON PLEAS

General Division

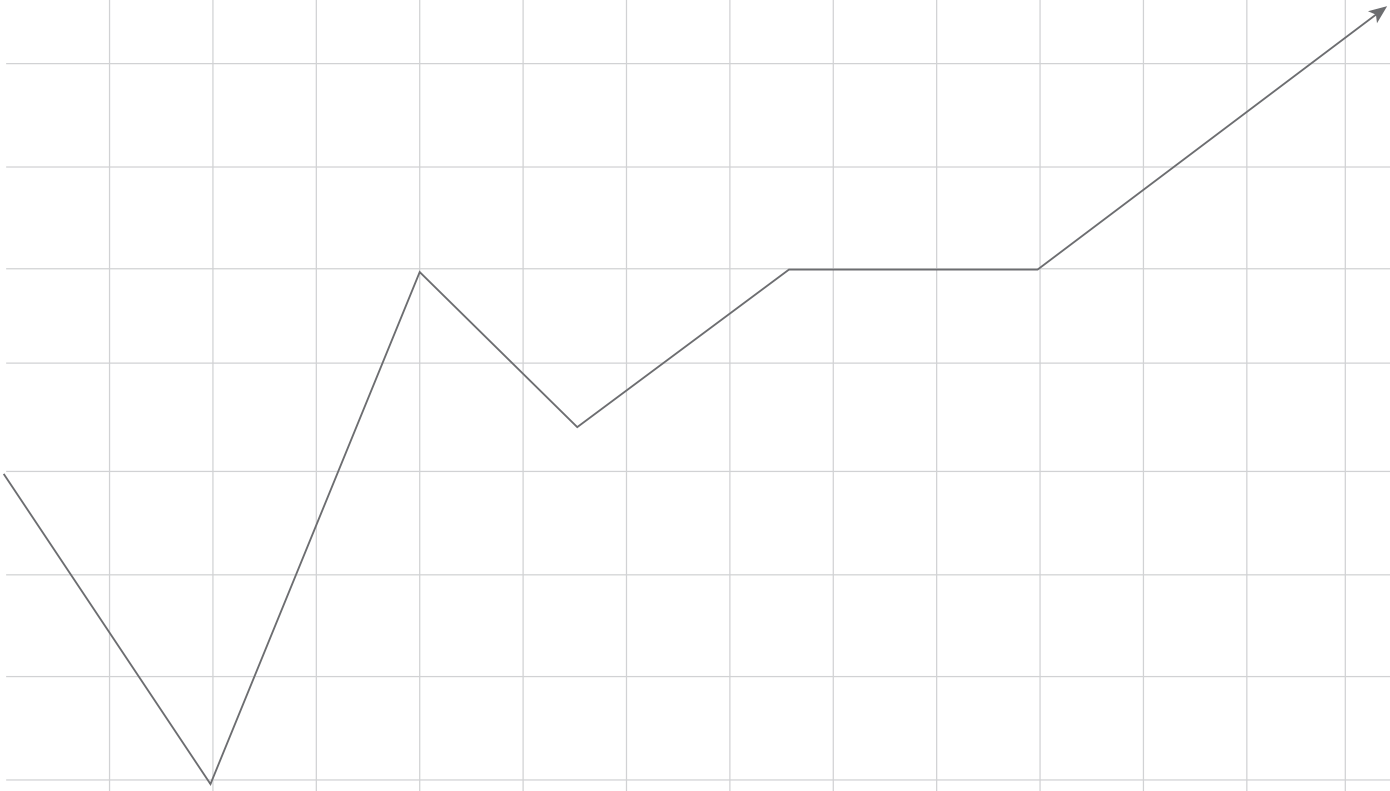

Courts of Common Pleas – General Division

Composite Report for the Entire State

2011

	Professional Tort	Product Liability	Other Torts	Workers' Compensation	Foreclosures	Administrative Appeals	Complex Litigation	Other Civil	Criminal	Total
Cases Pending Beginning of Year	1,645	213	15,134	6,302	38,501	924	89	27,360	23,982	114,150
New Cases Filed	1,230	185	16,596	6,782	71,556	1,304	X	56,493	67,043	221,189
Transferred in, Reactivated or Redesignated Cases	279	18	1,707	978	14,076	184	59	5,154	14,003	36,458
Total Cases	3,154	416	33,437	14,062	124,133	2,412	148	89,007	105,028	371,797
Cases Terminated By:										
Jury Trial	56	2	288	77	7	0	3	176	1,294	1,903
Court Trial	0	1	67	52	245	24	4	1,012	611	2,016
Settled or Dismissed Prior to Trial	322	54	5,250	2,324	4,294	131	20	6,339	1,574	20,308
Dismissal	701	68	7,862	3,556	16,019	340	18	13,663	3,749	45,976
Dismissal: Lack of Speedy Trial (CR) or Want of Prosecution (CV)	127	11	848	439	3,768	41	2	2,183	119	7,538
Magistrate	7	1	600	11	15,561	116	0	5,406	X	21,702
Diversion or Arbitration	18	3	321	91	243	4	0	214	3,856	4,750
Guilty/No Contest to Original Charge (CR) or Default (CV)	19	4	1,292	27	27,146	43	0	18,354	22,521	69,406
Guilty/No Contest to Reduced Charge	X	X	X	X	X	X	X	X	31,923	31,923
Unavailability of Accused	4	0	51	34	3,463	13	0	111	8,203	11,879
Transferred Out	202	50	1,300	949	3,897	78	1	3,524	5,590	15,591
Referred to Private Judge	0	0	0	1	0	0	0	6	X	7
Bankruptcy Stay or Interlocutory Appeal	21	5	272	25	4,356	25	4	2,341	100	7,149
All Other Terminations	184	33	1,241	552	7,289	671	15	10,840	1,752	22,577
Total Terminations	1,661	232	19,392	8,138	86,288	1,486	67	64,169	81,292	262,725
Cases Pending End of Year	1,493	184	14,045	5,924	37,845	926	81	24,838	23,736	109,072
Time Guideline (Months)	**24**	**24**	**24**	**12**	**12**	**9**	**36**	**24**	**6**	**X**
Cases Pending End of Year Beyond Time Guideline	148	13	413	689	3,061	180	8	949	3,479	8,940

"X" indicates data not applicable.

Courts of Common Pleas – General Division

Overall Caseloads

2011

County	Judges	-----Population----- Total	Per Judge	New Filings, Transfers, -----and Reactivations----- Total	Per Judge	Per 1,000 Population	-----Terminations----- Total	Per Judge	Per 1,000 Population	Clearance Rate
The judges of the following counties have general jurisdiction exclusively										
Allen	2	106,331	53,166	1,626	813	15	1,678	839	16	103%
Auglaize	1	45,949	45,949	565	565	12	525	525	11	93%
Butler	7	368,130	52,590	9,379	1,340	25	9,211	1,316	25	98%
Champaign	1	40,097	40,097	869	869	22	903	903	23	104%
Clark	3	138,333	46,111	2,623	874	19	2,738	913	20	104%
Clermont	4	197,363	49,341	3,954	989	20	3,988	997	20	101%
Cuyahoga	34	1,280,122	37,651	49,932	1,469	39	51,883	1,526	41	104%
Fairfield	2	146,156	73,078	2,018	1,009	14	2,009	1,005	14	100%
Franklin	17	1,163,414	68,436	27,536	1,620	24	27,869	1,639	24	101%
Greene	2	161,573	80,787	2,317	1,159	14	2,224	1,112	14	96%
Hamilton	16	802,374	50,148	23,041	1,440	29	22,341	1,396	28	97%
Lake	4	230,041	57,510	4,342	1,086	19	4,370	1,093	19	101%
Licking	2	166,492	83,246	2,642	1,321	16	2,879	1,440	17	109%
Logan	1	45,858	45,858	755	755	16	769	769	17	102%
Lorain	6	301,356	50,226	6,995	1,166	23	7,252	1,209	24	104%
Lucas	10	441,815	44,182	9,220	922	21	9,393	939	21	102%
Mahoning	5	238,823	47,765	6,369	1,274	27	6,755	1,351	28	106%
Marion	2	66,501	33,251	1,916	958	29	1,973	987	30	103%
Medina	2	172,332	86,166	2,933	1,467	17	3,045	1,523	18	104%
Montgomery	11	535,153	48,650	14,997	1,363	28	15,302	1,391	29	102%
Muskingum	2	86,074	43,037	1,057	529	12	1,124	562	13	106%
Portage	2	161,419	80,710	2,664	1,332	17	2,612	1,306	16	98%
Richland	2	124,475	62,238	2,752	1,376	22	2,859	1,430	23	104%
Scioto	2	79,499	39,750	1,675	838	21	1,736	868	22	104%
Stark	5	375,586	75,117	6,371	1,274	17	6,429	1,286	17	101%
Summit	10	541,781	54,178	12,738	1,274	24	12,715	1,272	23	100%
Trumbull	4	210,312	52,578	3,672	918	17	3,793	948	18	103%
Warren	3	212,693	70,898	3,597	1,199	17	3,745	1,248	18	104%
The judges of the following counties also have domestic relations jurisdiction										
Ashland	1	53,139	53,139	625	625	12	617	617	12	99%
Ashtabula	3	101,497	33,832	1,910	637	19	1,880	627	19	98%
Athens	2	64,757	32,379	1,051	526	16	1,083	542	17	103%
Belmont	2	70,400	35,200	963	482	14	918	459	13	95%
Brown	1	44,846	44,846	1,281	1,281	29	1,247	1,247	28	97%
Carroll	1	28,836	28,836	351	351	12	318	318	11	91%
Clinton	1	42,040	42,040	801	801	19	850	850	20	106%
Columbiana	2	107,841	53,921	1,372	686	13	1,373	687	13	100%
Coshocton	1	36,901	36,901	669	669	18	618	618	17	92%
Crawford	1	43,784	43,784	780	780	18	747	747	17	96%
Darke	1	52,959	52,959	672	672	13	716	716	14	107%
Defiance	1	39,037	39,037	654	654	17	745	745	19	114%
Delaware	2	174,214	87,107	2,718	1,359	16	2,692	1,346	15	99%
Fayette	1	29,030	29,030	602	602	21	594	594	20	99%
Fulton	1	42,698	42,698	602	602	14	643	643	15	107%
Gallia	1	30,934	30,934	562	562	18	604	604	20	107%
Geauga	2	93,389	46,695	1,503	752	16	1,542	771	17	103%
Guernsey	1	40,087	40,087	594	594	15	589	589	15	99%
Hancock	2	74,782	37,391	1,125	563	15	1,170	585	16	104%
Hardin	1	32,058	32,058	523	523	16	514	514	16	98%

Courts of Common Pleas – General Division

Overall Caseloads

2011

County	Judges	-----Population----- Total	Per Judge	New Filings, Transfers, -----and Reactivations----- Total	Per Judge	Per 1,000 Population	-----Terminations----- Total	Per Judge	Per 1,000 Population	Clearance Rate
Harrison	1	15,864	15,864	245	245	15	235	235	15	96%
Highland	1	43,589	43,589	728	728	17	688	688	16	95%
Hocking	1	29,380	29,380	626	626	21	568	568	19	91%
Holmes	1	42,366	42,366	399	399	9	420	420	10	105%
Huron	1	59,626	59,626	803	803	13	843	843	14	105%
Jackson	1	33,225	33,225	452	452	14	495	495	15	110%
Jefferson	2	69,709	34,855	1,013	507	15	1,003	502	14	99%
Knox	1	60,921	60,921	914	914	15	1,090	1,090	18	119%
Lawrence	2	62,450	31,225	1,013	507	16	1,022	511	16	101%
Madison	1	43,435	43,435	658	658	15	675	675	16	103%
Meigs	1	23,770	23,770	338	338	14	405	405	17	120%
Mercer	1	40,814	40,814	414	414	10	442	442	11	107%
Miami	2	102,506	51,253	1,471	736	14	1,526	763	15	104%
Monroe	1	14,642	14,642	166	166	11	152	152	10	92%
Ottawa	1	41,428	41,428	831	831	20	901	901	22	108%
Paulding	1	19,614	19,614	290	290	15	283	283	14	98%
Perry	1	36,058	36,058	482	482	13	492	492	14	102%
Pickaway	1	55,698	55,698	908	908	16	931	931	17	103%
Pike	1	28,709	28,709	789	789	27	789	789	27	100%
Preble	1	42,270	42,270	863	863	20	847	847	20	98%
Putnam	1	34,499	34,499	246	246	7	257	257	7	104%
Ross	2	78,064	39,032	1,525	763	20	2,002	1,001	26	131%
Sandusky	2	60,944	30,472	1,032	516	17	1,056	528	17	102%
Seneca	2	56,745	28,373	815	408	14	827	414	15	101%
Shelby	1	49,423	49,423	823	823	17	819	819	17	100%
Tuscarawas	2	92,582	46,291	1,751	876	19	1,693	847	18	97%
Union	1	52,300	52,300	811	811	16	832	832	16	103%
Van Wert	1	28,744	28,744	483	483	17	520	520	18	108%
Vinton	1	13,435	13,435	200	200	15	188	188	14	94%
Washington	2	61,778	30,889	1,049	525	17	1,038	519	17	99%
Wayne	2	114,520	57,260	1,266	633	11	1,289	645	11	102%
Williams	1	37,642	37,642	474	474	13	528	528	14	111%
Wood	3	125,488	41,829	1,923	641	15	1,922	641	15	100%
The judge of the following county also has probate jurisdiction										
Henry	1	28,215	28,215	323	323	11	396	396	14	123%
The judges of the following county also have domestic relations and probate jurisdiction										
Erie	3	77,079	25,693	1,687	562	22	1,664	555	22	99%
The judges of the following counties also have domestic relations, probate, and juvenile jurisdiction										
Adams	1	28,550	28,550	517	517	18	628	628	22	121%
Morgan	1	15,054	15,054	301	301	20	316	316	21	105%
Morrow	2	34,827	17,414	586	293	17	794	397	23	135%
Noble	1	14,645	14,645	226	226	15	272	272	19	120%
Wyandot	1	22,615	22,615	293	293	13	297	297	13	101%
Statewide	244	11,536,504	47,281	257,647	1,056	22	262,725	1,077	23	102%

All population data from 2010 U.S. Census.

Courts of Common Pleas – General Division

Overall Terminations

2011

County	Jury Trial	Court Trial	Settled or Dismissed Pre Trial	Dismissal	Lack of Speedy Trial/ Want of Prosecution	Magistrate	Diversion or Arbitration	Guilty/ No Contest Plea to Original Charge /Default	Unavailability of Party	Transferred Out	Bankruptcy Stay/ Interlocutory Appeal	Other Terminations	Total Terminations
The judges of the following counties have general jurisdiction exclusively													
Allen	15	11	165	342	46	0	23	216	8	14	73	486	1,678
Auglaize	3	17	25	105	14	0	4	146	15	20	15	47	525
Butler	47	24	610	1,477	93	1	38	2,564	1,112	611	225	1,436	9,211
Champaign	7	76	159	101	48	0	1	186	85	5	26	14	903
Clark	34	6	773	29	21	2	2	859	208	220	87	1	2,738
Clermont	17	10	274	949	0	190	91	1,043	297	192	101	210	3,988
Cuyahoga	398	220	167	10,597	21	11,744	1,038	5,781	4,003	5,085	460	2,766	51,883
Fairfield	6	5	80	502	0	0	34	673	103	57	82	129	2,009
Franklin	166	79	2,001	5,264	272	1,896	159	7,962	788	2,143	1,077	1,526	27,869
Greene	15	10	12	640	113	9	126	713	30	47	114	207	2,224
Hamilton	101	176	108	2,934	2,481	4,332	224	2,137	1,296	2,664	516	1,852	22,341
Lake	49	8	419	384	858	219	26	1,203	35	105	145	744	4,370
Licking	33	17	120	561	20	109	50	1,309	69	117	87	340	2,879
Logan	3	7	83	171	0	37	15	228	6	6	59	40	769
Lorain	37	44	1,263	1,237	28	664	85	2,387	500	143	312	303	7,252
Lucas	69	38	955	2,025	215	1	29	2,536	99	327	279	1,740	9,393
Mahoning	35	11	635	1,823	0	459	150	2,359	176	353	278	159	6,755
Marion	16	138	158	294	69	0	87	503	169	54	69	80	1,973
Medina	38	5	917	269	96	55	80	786	69	100	121	393	3,045
Montgomery	64	13	736	4,095	114	590	621	6,906	250	441	323	1,104	15,302
Muskingum	12	5	206	109	2	0	0	537	5	22	50	55	1,124
Portage	11	1	395	403	7	45	51	999	90	87	102	153	2,612
Richland	32	6	372	310	120	108	74	1,055	100	35	101	293	2,859
Scioto	17	10	75	360	12	0	23	499	101	114	44	199	1,736
Stark	77	28	910	393	313	20	190	2,717	133	424	269	817	6,429
Summit	158	45	1,587	1,254	469	254	519	3,251	706	922	336	837	12,715
Trumbull	22	136	1,305	503	0	5	11	1,097	49	126	176	140	3,793
Warren	29	45	358	947	0	0	0	1,210	103	14	95	581	3,745
The judges of the following counties also have domestic relations jurisdiction													
Ashland	2	6	185	38	3	14	3	220	4	3	31	33	617
Ashtabula	14	4	163	473	0	0	1	564	93	40	75	225	1,880
Athens	3	21	101	82	9	0	119	454	79	53	14	109	1,083
Belmont	2	1	16	326	0	0	0	316	29	74	21	119	918
Brown	11	7	89	217	11	153	28	414	58	2	25	81	1,247
Carroll	3	4	47	28	38	0	6	111	6	5	12	11	318
Clinton	3	0	0	204	15	0	38	305	17	3	22	41	850
Columbiana	15	20	122	174	125	19	2	591	24	30	55	146	1,373
Coshocton	5	1	19	151	4	1	0	342	3	35	13	30	618
Crawford	6	4	73	79	13	67	19	310	4	7	17	116	747
Darke	8	58	74	133	8	5	9	246	11	1	33	17	716
Defiance	2	138	44	161	22	0	39	226	0	2	0	5	745
Delaware	26	49	542	354	40	43	122	667	71	66	98	271	2,692
Fayette	15	9	39	71	9	2	12	336	17	2	20	46	594
Fulton	6	27	191	6	21	0	0	252	4	2	20	12	643
Gallia	5	1	156	35	28	14	0	260	50	5	5	26	604
Geauga	9	7	82	352	207	19	83	256	31	10	54	298	1,542
Guernsey	7	10	105	42	36	8	4	145	26	10	13	105	589
Hancock	9	27	107	62	221	0	28	448	1	62	20	98	1,170

Courts of Common Pleas – General Division

Overall Terminations

2011

County	Jury Trial	Court Trial	Settled or Dismissed Pre Trial	Dismissal	Lack of Speedy Trial/ Want of Prosecution	Magistrate	Diversion or Arbitration	Guilty/ No Contest Plea to Original Charge /Default	Unavailability of Party	Transferred Out	Bankruptcy Stay/ Interlocutory Appeal	Other Terminations	Total Terminations
Hardin	1	1	17	95	15	2	16	184	18	0	15	38	514
Harrison	1	12	49	28	0	0	1	88	5	1	6	15	235
Highland	11	7	76	90	9	0	7	373	19	5	16	48	688
Hocking	1	47	137	116	0	0	0	40	32	0	43	9	568
Holmes	2	19	52	52	1	0	1	200	0	3	9	81	420
Huron	6	2	81	120	37	0	10	316	20	8	24	91	843
Jackson	6	0	181	4	0	0	0	235	25	6	8	29	495
Jefferson	7	2	104	263	1	0	2	370	6	63	26	136	1,003
Knox	3	3	91	277	0	0	20	50	0	4	46	504	1,090
Lawrence	5	1	44	259	13	317	4	279	0	9	21	47	1,022
Madison	3	27	21	127	1	0	0	143	8	5	28	285	675
Meigs	0	1	53	0	19	0	0	159	28	1	2	26	405
Mercer	3	3	55	2	108	0	6	94	12	5	13	36	442
Miami	3	17	54	345	30	120	9	716	35	23	45	110	1,526
Monroe	2	0	0	53	0	0	0	75	0	0	1	9	152
Ottawa	5	2	2	189	86	0	9	287	10	8	20	197	901
Paulding	14	0	1	55	1	0	0	161	1	0	2	43	283
Perry	5	1	89	2	12	0	0	237	7	5	26	79	492
Pickaway	7	1	213	18	25	31	0	478	22	6	27	41	931
Pike	1	2	157	31	49	0	26	240	93	7	18	149	789
Preble	10	9	46	101	38	0	13	312	7	4	60	148	847
Putnam	4	14	0	95	0	10	0	17	0	7	11	56	257
Ross	24	28	119	362	6	59	54	873	77	113	40	223	2,002
Sandusky	2	1	16	336	1	0	72	325	3	30	20	209	1,056
Seneca	9	18	85	114	29	24	7	397	10	19	23	63	827
Shelby	6	9	49	127	114	0	7	237	4	7	10	28	819
Tuscarawas	10	55	205	81	298	2	63	681	20	43	64	136	1,693
Union	2	6	32	186	84	0	0	250	2	56	46	110	832
Van Wert	1	4	47	63	23	2	1	257	2	6	21	45	520
Vinton	2	12	49	0	0	0	3	44	12	0	3	6	188
Washington	13	72	194	140	8	0	0	281	36	11	51	188	1,038
Wayne	9	15	344	49	26	1	17	417	32	40	51	142	1,289
Williams	2	0	46	85	0	0	6	281	9	11	15	5	528
Wood	26	10	218	183	165	7	81	662	68	48	67	187	1,922
The judge of the following county also has probate jurisdiction													
Henry	2	1	27	98	1	0	0	64	2	2	3	162	396
The judges of the following county also have domestic relations and probate jurisdiction													
Erie	9	1	165	371	2	6	24	385	29	121	25	240	1,664
The judges of the following counties also have domestic relations, probate, and juvenile jurisdiction													
Adams	7	2	5	133	10	24	1	249	36	14	14	17	628
Morgan	2	14	23	62	1	0	5	140	9	4	6	47	316
Morrow	11	1	123	81	62	1	16	265	42	31	33	82	794
Noble	2	9	8	53	1	0	1	109	2	0	8	36	272
Wyandot	2	2	7	64	20	11	4	110	3	5	12	33	297
Statewide	1,903	2,016	20,308	45,976	7,538	21,702	4,750	69,406	11,879	15,591	7,149	22,577	262,725

Total Terminations includes Referrals to Private Judge and Guilty/No Contest Plea to Reduced Charge (see case type tables for breakdown).

Courts of Common Pleas – General Division

Total Civil Overall Caseloads

2011

County	Cases Pending January 1	New Filings	Reactivations and Transfers	Total Cases	Total Terminations	Clearance Rate	Cases Pending December 31	Cases Pending Beyond Time Guidelines
Adams	134	338	14	486	352	100%	134	6
Allen	618	1,036	95	1,749	1,194	106%	555	36
Ashland	248	455	30	733	498	103%	235	9
Ashtabula	742	1,189	154	2,085	1,304	97%	781	74
Athens	211	441	32	684	447	95%	237	11
Auglaize	125	359	15	499	317	85%	182	6
Belmont	504	532	95	1,131	600	96%	531	116
Brown	293	818	132	1,243	941	99%	302	12
Butler	2,513	5,315	613	8,441	5,827	98%	2,614	78
Carroll	140	214	18	372	225	97%	147	32
Champaign	213	417	95	725	537	105%	188	1
Clark	1,000	1,310	76	2,386	1,505	109%	881	141
Clermont	1,071	2,324	332	3,727	2,685	101%	1,042	15
Clinton	265	441	33	739	470	99%	269	27
Columbiana	575	957	73	1,605	1,090	106%	515	16
Coshocton	179	517	16	712	492	92%	220	11
Crawford	244	467	85	796	550	100%	246	18
Cuyahoga	17,831	27,551	7,483	52,865	36,602	104%	16,263	1,310
Darke	213	421	17	651	486	111%	165	0
Defiance	391	409	0	800	487	119%	313	10
Delaware	951	1,593	274	2,818	1,874	100%	944	56
Erie	874	981	111	1,966	1,129	103%	837	31
Fairfield	782	1,323	65	2,170	1,416	102%	754	64
Fayette	137	292	17	446	311	101%	135	1
Franklin	10,598	16,650	2,151	29,399	18,806	100%	10,593	611
Fulton	212	414	54	680	494	106%	186	17
Gallia	152	263	2	417	281	106%	136	5
Geauga	643	994	307	1,944	1,333	102%	611	12
Greene	805	1,450	124	2,379	1,476	94%	903	18
Guernsey	174	331	65	570	392	99%	178	0
Hamilton	6,985	12,611	1,358	20,954	13,479	96%	7,475	539
Hancock	491	730	47	1,268	843	108%	425	44
Hardin	131	260	14	405	283	103%	122	2
Harrison	106	124	5	235	147	114%	88	19
Henry	232	224	0	456	300	134%	156	39
Highland	197	517	16	730	482	90%	248	0
Hocking	135	329	21	485	312	89%	173	3
Holmes	97	225	0	322	224	100%	98	2
Huron	275	547	55	877	613	102%	264	11
Jackson	203	290	13	506	318	105%	188	18
Jefferson	550	725	60	1,335	823	105%	512	86
Knox	516	652	51	1,219	897	128%	322	55
Lake	1,487	3,506	300	5,293	3,833	101%	1,460	8
Lawrence	427	607	62	1,096	679	101%	417	28

Courts of Common Pleas – General Division

Total Civil Overall Caseloads

2011

County	Cases Pending January 1	New Filings	Reactivations and Transfers	Total Cases	Total Terminations	Clearance Rate	Cases Pending December 31	Cases Pending Beyond Time Guidelines
Licking	824	1,741	205	2,770	2,110	108%	660	19
Logan	285	525	13	823	577	107%	246	15
Lorain	2,690	4,233	691	7,614	5,131	104%	2,483	138
Lucas	3,899	6,573	642	11,114	7,419	103%	3,695	76
Madison	215	295	134	644	486	113%	158	9
Mahoning	2,812	4,100	568	7,480	5,087	109%	2,393	184
Marion	559	909	225	1,693	1,176	104%	517	24
Medina	1,196	1,947	160	3,303	2,245	107%	1,058	40
Meigs	78	141	14	233	163	105%	70	2
Mercer	143	201	18	362	263	120%	99	6
Miami	469	1,073	37	1,579	1,171	105%	408	2
Monroe	42	91	3	136	74	79%	62	4
Montgomery	3,901	9,191	1,458	14,550	11,112	104%	3,438	100
Morgan	107	154	56	317	231	110%	86	18
Morrow	394	339	49	782	548	141%	234	23
Muskingum	440	715	37	1,192	796	106%	396	45
Noble	144	107	9	260	161	139%	99	28
Ottawa	494	664	19	1,177	772	113%	405	39
Paulding	123	177	9	309	189	102%	120	28
Perry	147	308	46	501	372	105%	129	0
Pickaway	309	491	57	857	585	107%	272	6
Pike	238	271	23	532	296	101%	236	71
Portage	1,333	1,646	76	3,055	1,674	97%	1,381	257
Preble	314	551	29	894	591	102%	303	15
Putnam	118	159	9	286	180	107%	106	16
Richland	864	1,658	103	2,625	1,815	103%	810	26
Ross	743	721	71	1,535	1,114	141%	421	30
Sandusky	420	571	70	1,061	688	107%	373	47
Scioto	452	832	93	1,377	921	100%	456	10
Seneca	203	519	37	759	569	102%	190	6
Shelby	209	471	10	690	485	101%	205	5
Stark	1,146	3,996	1,009	6,151	5,064	101%	1,087	0
Summit	3,951	7,309	883	12,143	8,329	102%	3,814	133
Trumbull	2,201	2,844	177	5,222	3,127	104%	2,095	256
Tuscarawas	582	1,313	91	1,986	1,344	96%	642	16
Union	326	547	21	894	599	105%	295	5
Van Wert	172	315	14	501	365	111%	136	4
Vinton	49	83	3	135	89	103%	46	2
Warren	1,306	2,360	449	4,115	2,939	105%	1,176	78
Washington	276	426	103	805	541	102%	264	22
Wayne	479	815	25	1,319	839	100%	480	30
Williams	154	263	14	431	317	114%	114	6
Wood	611	1,188	90	1,889	1,317	103%	572	18
Wyandot	80	164	25	269	208	110%	61	4
Statewide	90,168	154,146	22,455	266,769	181,433	103%	85,336	5,461

Courts of Common Pleas – General Division

Total Civil Terminations

2011

County	Jury Trial	Court Trial	Settled or Dismissed Pre Trial	Dismissal	For Want of Prosecution	Magistrate	Diversion or Arbitration	Default	Unavailability of Party	Transferred Out	Private Judge Referral	Bankruptcy Stay/ Interlocutory Appeal	Other Terminations	Total Terminations
Adams	0	2	4	105	10	24	0	171	0	10	0	13	13	352
Allen	5	6	165	330	46	0	0	70	0	13	0	73	486	1,194
Ashland	0	6	185	29	3	14	2	195	2	3	0	31	28	498
Ashtabula	3	3	161	385	0	0	0	436	0	19	0	74	223	1,304
Athens	2	21	91	70	9	0	0	165	6	11	0	14	58	447
Auglaize	1	16	25	96	14	0	0	104	0	1	0	15	45	317
Belmont	2	1	16	257	0	0	0	177	0	27	0	21	99	600
Brown	2	4	78	203	11	153	18	340	27	2	0	25	78	941
Butler	6	19	610	1,396	93	1	1	2,083	0	139	0	224	1,255	5,827
Carroll	0	4	45	28	38	0	0	82	0	5	0	12	11	225
Champaign	1	76	159	8	48	0	1	162	39	3	0	26	14	537
Clark	7	3	557	19	20	2	2	645	0	163	0	87	0	1,505
Clermont	10	6	258	858	0	190	2	817	185	107	0	101	151	2,685
Clinton	2	0	0	163	15	0	0	223	1	3	0	22	41	470
Columbiana	8	20	122	169	125	19	2	436	0	19	0	54	116	1,090
Coshocton	3	1	19	151	4	1	0	266	0	6	0	13	28	492
Crawford	4	4	51	78	13	67	0	195	0	5	0	17	116	550
Cuyahoga	124	61	164	9,661	21	11,744	50	3,906	3,203	4,481	0	453	2,734	36,602
Darke	5	56	74	121	8	5	2	164	0	1	0	33	17	486
Defiance	0	138	44	148	22	0	30	99	0	2	0	0	4	487
Delaware	4	38	462	353	40	43	0	528	0	42	0	98	266	1,874
Erie	6	1	160	350	2	6	0	304	9	40	0	25	226	1,129
Fairfield	2	5	16	489	0	0	0	661	0	36	0	82	125	1,416
Fayette	0	9	35	60	8	2	3	126	0	2	0	20	46	311
Franklin	43	47	1,652	5,242	272	1,896	12	6,455	11	608	1	1,077	1,490	18,806
Fulton	2	24	187	3	21	0	0	227	0	0	0	20	10	494
Gallia	1	1	76	33	28	14	0	100	0	3	0	5	20	281
Geauga	8	7	78	348	203	19	73	241	0	8	0	54	294	1,333
Greene	5	2	1	628	112	9	0	355	0	43	0	114	207	1,476
Guernsey	4	9	103	42	36	8	4	89	1	5	0	13	78	392
Hamilton*	14	8	104	2,458	2,480	4,332	3	686	0	1,131	0	516	1,747	13,479
Hancock	5	27	103	61	214	0	9	266	0	40	0	20	98	843
Hardin	1	1	16	83	15	2	3	120	0	0	0	15	27	283
Harrison	0	11	35	25	0	0	1	52	1	1	0	6	15	147
Henry	1	1	27	88	0	0	0	19	0	2	0	3	159	300
Highland	1	7	67	72	9	0	0	275	0	5	0	16	30	482
Hocking	0	47	137	78	0	0	0	1	0	0	0	43	6	312
Holmes	2	9	52	41	1	0	1	83	0	3	0	9	23	224
Huron	0	1	79	107	37	0	1	268	0	5	0	24	91	613
Jackson	4	0	114	0	0	0	0	177	0	3	0	8	12	318
Jefferson	4	2	103	258	1	0	1	237	0	58	0	26	133	823
Knox	0	3	87	257	0	0	1	0	0	3	0	46	500	897
Lake	21	7	404	375	858	219	2	960	1	98	0	145	743	3,833
Lawrence	1	1	44	221	13	317	0	12	0	7	0	21	42	679

* Hamilton County has advised the Supreme Court that it qualifies the accuracy of its reported terminations data with the following statement: "Due to coding issues, Line 18 [from the Form A statistical reporting form] 'Other Terminations' included some cases that were disposed of via other means such as Trials, Magistrate, or Default Dispositions."

Courts of Common Pleas – General Division

Total Civil Terminations

2011

County	Jury Trial	Court Trial	Settled or Dismissed Pre Trial	Dismissal	For Want of Prosecution	Magistrate	Diversion or Arbitration	Default	Unavailability of Party	Transferred Out	Private Judge Referral	Bankruptcy Stay/ Interlocutory Appeal	Other Terminations	Total Terminations
Licking	4	5	104	540	20	109	0	824	2	109	0	85	308	2,110
Logan	1	7	82	159	0	37	0	201	0	5	0	57	28	577
Lorain	17	24	1,261	1,139	28	664	5	1,179	109	106	0	312	287	5,131
Lucas	22	30	835	1,786	215	1	16	2,197	20	306	0	279	1,712	7,419
Madison	2	23	17	113	1	0	0	21	0	5	0	28	276	486
Mahoning	16	4	634	1,729	0	459	1	1,681	23	167	0	237	136	5,087
Marion	8	138	155	280	69	0	37	297	2	42	0	69	79	1,176
Medina	9	1	916	217	95	55	0	392	0	60	0	121	379	2,245
Meigs	0	0	53	0	3	0	0	86	0	1	3	2	15	163
Mercer	2	3	55	2	90	0	3	54	0	5	0	13	36	263
Miami	2	13	54	307	27	120	1	468	5	20	0	45	109	1,171
Monroe	1	0	0	34	0	0	0	34	0	0	0	1	4	74
Montgomery	21	7	736	3,994	114	590	0	4,046	5	244	0	291	1,064	11,112
Morgan	1	13	22	51	1	0	1	94	1	3	0	6	38	231
Morrow	3	1	113	72	60	1	1	185	0	17	0	33	62	548
Muskingum	4	5	187	105	1	0	0	376	0	19	0	45	54	796
Noble	0	3	5	48	1	0	1	78	0	0	0	8	17	161
Ottawa	3	2	1	170	86	0	1	285	0	7	0	20	197	772
Paulding	12	0	1	46	1	0	0	112	0	0	0	2	15	189
Perry	3	1	88	2	12	0	0	179	0	5	1	26	55	372
Pickaway	2	1	183	2	25	31	0	282	4	6	0	27	22	585
Pike	0	2	91	28	2	0	1	113	0	3	0	18	38	296
Portage	2	0	394	331	7	45	0	617	2	26	0	102	148	1,674
Preble	3	7	46	101	38	0	0	266	0	3	0	60	67	591
Putnam	0	14	0	90	0	10	0	0	0	3	0	11	52	180
Richland	3	2	328	291	118	108	2	575	0	18	0	101	269	1,815
Ross	5	27	118	279	1	59	13	369	1	43	0	38	161	1,114
Sandusky	2	1	15	211	0	0	38	176	0	17	0	20	208	688
Scioto	4	10	73	253	12	0	9	283	1	62	1	42	171	921
Seneca	5	18	85	89	29	24	0	217	4	17	0	23	58	569
Shelby	4	8	49	78	114	0	0	197	0	5	0	10	20	485
Stark	32	22	895	385	311	20	184	1,709	0	421	1	269	815	5,064
Summit	59	26	1,475	1,244	469	254	285	2,537	0	813	0	336	831	8,329
Trumbull	9	134	1,305	463	0	5	11	788	0	108	0	176	128	3,127
Tuscarawas	7	53	205	61	297	2	1	502	6	40	0	62	108	1,344
Union	1	6	31	160	81	0	0	178	0	38	0	46	58	599
Van Wert	0	3	40	62	23	2	0	167	1	4	0	21	42	365
Vinton	0	11	33	0	0	0	1	38	0	0	0	3	3	89
Warren	13	37	358	912	0	0	0	1,003	0	11	0	95	510	2,939
Washington	3	18	148	94	8	0	0	169	1	6	0	50	44	541
Wayne	2	2	336	47	25	1	1	255	0	13	0	51	106	839
Williams	1	0	42	77	0	0	0	167	2	8	0	15	5	317
Wood	6	6	189	171	165	7	57	438	1	47	0	67	163	1,317
Wyandot	1	2	6	57	20	11	0	72	0	5	0	12	22	208
Statewide	609	1,405	18,734	42,227	7,419	21,702	894	46,885	3,676	10,001	7	7,049	20,825	181,433

Courts of Common Pleas – General Division
Professional Tort Overall Caseloads
2011

County	Cases Pending January 1	New Filings	Reactivations and Transfers	Total Cases	Total Terminations	Clearance Rate	Cases Pending December 31	Cases Pending Beyond Time Guidelines
Adams	2	1	0	3	3	300%	0	0
Allen	19	19	1	39	15	75%	24	2
Ashland	3	5	0	8	5	100%	3	0
Ashtabula	11	7	1	19	6	75%	13	4
Athens	2	1	0	3	1	100%	2	0
Auglaize	0	2	0	2	0	0%	2	0
Belmont	8	3	0	11	3	100%	8	1
Brown	0	0	0	0	0	-	0	0
Butler	15	21	4	40	23	92%	17	1
Carroll	0	0	0	0	0	-	0	0
Champaign	1	0	1	2	2	200%	0	0
Clark	22	14	2	38	17	106%	21	4
Clermont	15	9	1	25	18	180%	7	0
Clinton	4	3	0	7	2	67%	5	0
Columbiana	5	6	0	11	6	100%	5	0
Coshocton	1	1	0	2	1	100%	1	0
Crawford	2	1	0	3	2	200%	1	0
Cuyahoga	359	344	72	775	435	105%	340	19
Darke	1	1	0	2	1	100%	1	0
Defiance	3	1	0	4	3	300%	1	0
Delaware	4	9	0	13	6	67%	7	0
Erie	12	9	3	24	9	75%	15	0
Fairfield	12	5	1	18	8	133%	10	3
Fayette	0	1	0	1	0	0%	1	0
Franklin	330	187	48	565	254	108%	311	40
Fulton	0	0	0	0	0	-	0	0
Gallia	8	1	0	9	5	500%	4	0
Geauga	3	5	1	9	6	100%	3	0
Greene	4	2	0	6	4	200%	2	0
Guernsey	2	4	1	7	4	80%	3	0
Hamilton	189	124	29	342	182	119%	160	31
Hancock	8	2	0	10	5	250%	5	0
Hardin	2	0	0	2	2	-	0	0
Harrison	0	1	0	1	0	0%	1	0
Henry	1	0	0	1	0	-	1	1
Highland	2	0	0	2	2	-	0	0
Hocking	0	0	0	0	0	-	0	0
Holmes	0	1	0	1	0	0%	1	0
Huron	7	11	0	18	8	73%	10	0
Jackson	0	1	0	1	1	100%	0	0
Jefferson	10	3	0	13	10	333%	3	0
Knox	4	2	1	7	4	133%	3	0
Lake	29	25	4	58	36	124%	22	0
Lawrence	0	4	0	4	0	0%	4	0

Courts of Common Pleas – General Division
Professional Tort Overall Caseloads
2011

County	Cases Pending January 1	New Filings	Reactivations and Transfers	Total Cases	Total Terminations	Clearance Rate	Cases Pending December 31	Cases Pending Beyond Time Guidelines
Licking	8	5	0	13	7	140%	6	0
Logan	4	2	0	6	4	200%	2	0
Lorain	33	26	0	59	24	92%	35	4
Lucas	97	62	8	167	88	126%	79	3
Madison	2	1	0	3	3	300%	0	0
Mahoning	20	13	2	35	16	107%	19	5
Marion	6	1	0	7	4	400%	3	2
Medina	10	8	3	21	14	127%	7	0
Meigs	0	1	0	1	1	100%	0	0
Mercer	4	2	0	6	2	100%	4	1
Miami	3	4	0	7	4	100%	3	0
Monroe	0	0	0	0	0	-	0	0
Montgomery	118	84	31	233	109	95%	124	17
Morgan	0	0	0	0	0	-	0	0
Morrow	0	0	0	0	0	-	0	0
Muskingum	9	7	0	16	8	114%	8	0
Noble	0	0	0	0	0	-	0	0
Ottawa	4	1	0	5	2	200%	3	1
Paulding	0	0	0	0	0	-	0	0
Perry	0	0	0	0	0	-	0	0
Pickaway	0	0	0	0	0	-	0	0
Pike	1	0	0	1	1	-	0	0
Portage	6	5	0	11	6	120%	5	0
Preble	0	0	0	0	0	-	0	0
Putnam	0	0	0	0	0	-	0	0
Richland	11	2	0	13	7	350%	6	2
Ross	12	5	5	22	8	80%	14	2
Sandusky	5	3	1	9	5	125%	4	0
Scioto	17	10	3	30	19	146%	11	0
Seneca	11	7	11	29	16	89%	13	0
Shelby	5	0	0	5	3	-	2	0
Stark	37	47	18	102	82	126%	20	0
Summit	85	66	19	170	102	120%	68	2
Trumbull	8	11	2	21	8	62%	13	0
Tuscarawas	5	4	2	11	5	83%	6	0
Union	1	1	0	2	1	100%	1	0
Van Wert	1	0	0	1	0	-	1	0
Vinton	0	0	1	1	0	0%	1	0
Warren	3	3	0	6	5	167%	1	1
Washington	8	3	1	12	5	125%	7	2
Wayne	0	2	0	2	1	50%	1	0
Williams	3	2	0	5	2	100%	3	0
Wood	8	6	2	16	10	125%	6	0
Wyandot	0	0	0	0	0	-	0	0
Statewide	1,645	1,230	279	3,154	1,661	110%	1,493	148

Courts of Common Pleas – General Division

Professional Tort Terminations

2011

County	Jury Trial	Court Trial	Settled or Dismissed Pre Trial	Dismissal	For Want of Prosecution	Magistrate	Diversion or Arbitration	Default	Unavailability of Party	Transferred Out	Private Judge Referral	Bankruptcy Stay/ Interlocutory Appeal	Other Terminations	Total Terminations
Adams	0	0	0	2	0	0	0	0	0	0	0	1	0	3
Allen	0	0	1	10	2	0	0	0	0	0	0	1	1	15
Ashland	0	0	4	1	0	0	0	0	0	0	0	0	0	5
Ashtabula	0	0	0	2	0	0	0	0	0	0	0	1	3	6
Athens	0	0	0	0	0	0	0	0	0	0	0	0	1	1
Auglaize	0	0	0	0	0	0	0	0	0	0	0	0	0	0
Belmont	1	0	0	1	0	0	0	0	0	0	0	0	1	3
Brown	0	0	0	0	0	0	0	0	0	0	0	0	0	0
Butler	0	0	5	5	0	0	0	2	0	7	0	0	4	23
Carroll	0	0	0	0	0	0	0	0	0	0	0	0	0	0
Champaign	0	0	1	0	0	0	0	0	1	0	0	0	0	2
Clark	2	0	13	0	0	0	0	0	0	2	0	0	0	17
Clermont	1	0	2	9	0	0	0	3	0	0	0	0	3	18
Clinton	0	0	0	2	0	0	0	0	0	0	0	0	0	2
Columbiana	0	0	1	2	2	0	0	0	0	0	0	0	1	6
Coshocton	0	0	0	1	0	0	0	0	0	0	0	0	0	1
Crawford	0	0	1	0	0	0	0	0	0	1	0	0	0	2
Cuyahoga	14	0	7	299	0	0	1	4	0	61	0	6	43	435
Darke	0	0	0	1	0	0	0	0	0	0	0	0	0	1
Defiance	0	0	3	0	0	0	0	0	0	0	0	0	0	3
Delaware	0	0	1	1	0	0	0	0	0	1	0	0	3	6
Erie	1	0	2	4	0	0	0	0	0	1	0	0	1	9
Fairfield	0	0	0	6	0	0	0	0	0	1	0	1	0	8
Fayette	0	0	0	0	0	0	0	0	0	0	0	0	0	0
Franklin	8	0	48	125	8	1	0	2	2	20	0	7	33	254
Fulton	0	0	0	0	0	0	0	0	0	0	0	0	0	0
Gallia	0	0	3	0	0	0	0	0	0	0	0	0	2	5
Geauga	1	0	0	3	1	0	0	1	0	0	0	0	0	6
Greene	1	0	0	3	0	0	0	0	0	0	0	0	0	4
Guernsey	0	0	3	0	0	0	0	0	0	0	0	0	1	4
Hamilton*	2	0	0	37	85	0	0	1	0	25	0	0	32	182
Hancock	0	0	2	0	3	0	0	0	0	0	0	0	0	5
Hardin	0	0	1	1	0	0	0	0	0	0	0	0	0	2
Harrison	0	0	0	0	0	0	0	0	0	0	0	0	0	0
Henry	0	0	0	0	0	0	0	0	0	0	0	0	0	0
Highland	0	0	2	0	0	0	0	0	0	0	0	0	0	2
Hocking	0	0	0	0	0	0	0	0	0	0	0	0	0	0
Holmes	0	0	0	0	0	0	0	0	0	0	0	0	0	0
Huron	0	0	6	1	0	0	0	0	0	1	0	0	0	8
Jackson	0	0	0	0	0	0	0	0	0	1	0	0	0	1
Jefferson	0	0	7	3	0	0	0	0	0	0	0	0	0	10
Knox	0	0	4	0	0	0	0	0	0	0	0	0	0	4
Lake	2	0	13	3	12	0	0	1	0	2	0	0	3	36
Lawrence	0	0	0	0	0	0	0	0	0	0	0	0	0	0

* Hamilton County has advised the Supreme Court that it qualifies the accuracy of its reported terminations data with the following statement: "Due to coding issues, Line 18 [from the Form A statistical reporting form] 'Other Terminations' included some cases that were disposed of via other means such as Trials, Magistrate, or Default Dispositions."

Courts of Common Pleas – General Division

Professional Tort Terminations

2011

County	Jury Trial	Court Trial	Settled or Dismissed Pre Trial	Dismissal	For Want of Prosecution	Magistrate	Diversion or Arbitration	Default	Unavailability of Party	Transferred Out	Private Judge Referral	Bankruptcy Stay/ Interlocutory Appeal	Other Terminations	Total Terminations
Licking	0	0	4	3	0	0	0	0	0	0	0	0	0	7
Logan	0	0	3	0	0	0	0	0	0	1	0	0	0	4
Lorain	1	0	8	8	0	2	0	0	0	1	0	0	4	24
Lucas	5	0	18	43	3	0	0	0	1	4	0	0	14	88
Madison	0	0	1	2	0	0	0	0	0	0	0	0	0	3
Mahoning	0	0	3	8	0	1	0	1	0	1	0	2	0	16
Marion	0	0	1	1	1	0	0	0	0	0	0	0	1	4
Medina	0	0	12	0	1	1	0	0	0	0	0	0	0	14
Meigs	0	0	0	0	0	0	0	0	0	0	0	0	1	1
Mercer	1	0	0	0	0	0	0	0	0	0	0	0	1	2
Miami	0	0	0	2	0	0	0	0	0	1	0	0	1	4
Monroe	0	0	0	0	0	0	0	0	0	0	0	0	0	0
Montgomery	1	0	22	55	0	2	0	3	0	13	0	0	13	109
Morgan	0	0	0	0	0	0	0	0	0	0	0	0	0	0
Morrow	0	0	0	0	0	0	0	0	0	0	0	0	0	0
Muskingum	0	0	7	1	0	0	0	0	0	0	0	0	0	8
Noble	0	0	0	0	0	0	0	0	0	0	0	0	0	0
Ottawa	1	0	0	1	0	0	0	0	0	0	0	0	0	2
Paulding	0	0	0	0	0	0	0	0	0	0	0	0	0	0
Perry	0	0	0	0	0	0	0	0	0	0	0	0	0	0
Pickaway	0	0	0	0	0	0	0	0	0	0	0	0	0	0
Pike	0	0	1	0	0	0	0	0	0	0	0	0	0	1
Portage	0	0	4	1	0	0	0	0	0	0	0	0	1	6
Preble	0	0	0	0	0	0	0	0	0	0	0	0	0	0
Putnam	0	0	0	0	0	0	0	0	0	0	0	0	0	0
Richland	0	0	5	1	1	0	0	0	0	0	0	0	0	7
Ross	0	0	2	2	0	0	0	0	0	3	0	0	1	8
Sandusky	0	0	0	1	0	0	2	0	0	1	0	0	1	5
Scioto	0	0	0	10	0	0	2	1	0	3	0	0	3	19
Seneca	0	0	2	2	0	0	0	0	0	12	0	0	0	16
Shelby	0	0	0	0	3	0	0	0	0	0	0	0	0	3
Stark	3	0	41	7	1	0	9	0	0	20	0	0	1	82
Summit	8	0	40	25	2	0	2	0	0	14	0	2	9	102
Trumbull	0	0	5	2	0	0	0	0	0	1	0	0	0	8
Tuscarawas	2	0	1	0	1	0	0	0	0	1	0	0	0	5
Union	0	0	0	0	0	0	0	0	0	1	0	0	0	1
Van Wert	0	0	0	0	0	0	0	0	0	0	0	0	0	0
Vinton	0	0	0	0	0	0	0	0	0	0	0	0	0	0
Warren	0	0	3	2	0	0	0	0	0	0	0	0	0	5
Washington	1	0	3	1	0	0	0	0	0	0	0	0	0	5
Wayne	0	0	0	0	0	0	0	0	0	0	0	0	1	1
Williams	0	0	2	0	0	0	0	0	0	0	0	0	0	2
Wood	0	0	4	1	1	0	2	0	0	2	0	0	0	10
Wyandot	0	0	0	0	0	0	0	0	0	0	0	0	0	0
Statewide	56	0	322	701	127	7	18	19	4	202	0	21	184	1,661

Courts of Common Pleas – General Division

Product Liability Overall Caseloads

2011

County	Cases Pending January 1	New Filings	Reactivations and Transfers	Total Cases	Total Terminations	Clearance Rate	Cases Pending December 31	Cases Pending Beyond Time Guidelines
Adams	0	1	0	1	0	0%	1	0
Allen	1	0	0	1	1	-	0	0
Ashland	0	1	0	1	1	100%	0	0
Ashtabula	2	0	0	2	2	-	0	0
Athens	0	0	0	0	0	-	0	0
Auglaize	0	0	0	0	0	-	0	0
Belmont	1	0	0	1	0	-	1	0
Brown	0	0	0	0	0	-	0	0
Butler	3	0	0	3	3	-	0	0
Carroll	0	1	0	1	1	100%	0	0
Champaign	0	0	0	0	0	-	0	0
Clark	18	12	0	30	12	100%	18	1
Clermont	1	4	0	5	0	0%	5	0
Clinton	2	0	0	2	2	-	0	0
Columbiana	3	4	0	7	3	75%	4	0
Coshocton	1	0	0	1	1	-	0	0
Crawford	1	0	0	1	1	-	0	0
Cuyahoga*	36	40	4	80	48	109%	32	0
Darke	0	0	0	0	0	-	0	0
Defiance	0	0	0	0	0	-	0	0
Delaware	0	4	0	4	3	75%	1	0
Erie	0	0	0	0	0	-	0	0
Fairfield	0	0	0	0	0	-	0	0
Fayette	0	0	0	0	0	-	0	0
Franklin	33	25	1	59	31	119%	28	3
Fulton	1	0	0	1	1	-	0	0
Gallia	0	0	0	0	0	-	0	0
Geauga	0	2	0	2	2	100%	0	0
Greene	3	7	0	10	5	71%	5	0
Guernsey	0	0	0	0	0	-	0	0
Hamilton	28	12	2	42	19	136%	23	6
Hancock	2	1	0	3	2	200%	1	0
Hardin	0	0	0	0	0	-	0	0
Harrison	0	1	0	1	1	100%	0	0
Henry	0	2	0	2	0	0%	2	0
Highland	0	0	0	0	0	-	0	0
Hocking	0	0	0	0	0	-	0	0
Holmes	0	0	0	0	0	-	0	0
Huron	0	0	0	0	0	-	0	0
Jackson	0	0	0	0	0	-	0	0
Jefferson	1	0	0	1	1	-	0	0
Knox	0	0	0	0	0	-	0	0
Lake	3	3	0	6	5	167%	1	0
Lawrence	1	0	0	1	1	-	0	0

* Due to their unique nature, statistics concerning Cuyahoga County's asbestos-related Product Liability caseload are not included in this report and instead are reported in the *Ohio Courts Statistical Summary.*

Courts of Common Pleas – General Division
Product Liability Overall Caseloads
2011

County	Cases Pending January 1	New Filings	Reactivations and Transfers	Total Cases	Total Terminations	Clearance Rate	Cases Pending December 31	Cases Pending Beyond Time Guidelines
Licking	1	0	1	2	1	100%	1	0
Logan	0	0	0	0	0	-	0	0
Lorain	11	11	2	24	14	108%	10	0
Lucas	8	7	1	16	10	125%	6	0
Madison	0	1	0	1	0	0%	1	0
Mahoning	0	0	0	0	0	-	0	0
Marion	1	0	0	1	1	-	0	0
Medina	1	0	0	1	1	-	0	0
Meigs	0	2	1	3	1	33%	2	0
Mercer	0	0	0	0	0	-	0	0
Miami	4	0	0	4	4	-	0	0
Monroe	0	1	0	1	0	0%	1	0
Montgomery	6	9	0	15	6	67%	9	1
Morgan	0	0	0	0	0	-	0	0
Morrow	2	0	1	3	2	200%	1	0
Muskingum	0	0	0	0	0	-	0	0
Noble	1	0	0	1	0	-	1	1
Ottawa	0	0	0	0	0	-	0	0
Paulding	1	0	0	1	1	-	0	0
Perry	2	0	0	2	2	-	0	0
Pickaway	0	0	0	0	0	-	0	0
Pike	0	0	0	0	0	-	0	0
Portage	4	4	0	8	5	125%	3	0
Preble	1	0	0	1	1	-	0	0
Putnam	0	0	0	0	0	-	0	0
Richland	4	4	0	8	5	125%	3	0
Ross	1	0	0	1	0	-	1	0
Sandusky	1	0	0	1	1	-	0	0
Scioto	1	1	0	2	1	100%	1	0
Seneca	0	1	0	1	0	0%	1	0
Shelby	0	0	0	0	0	-	0	0
Stark	3	6	1	10	8	114%	2	0
Summit	10	9	2	21	11	100%	10	1
Trumbull	1	0	1	2	1	100%	1	0
Tuscarawas	1	1	0	2	1	100%	1	0
Union	0	2	0	2	0	0%	2	0
Van Wert	0	0	0	0	0	-	0	0
Vinton	0	0	0	0	0	-	0	0
Warren	2	3	0	5	2	67%	3	0
Washington	2	1	1	4	4	200%	0	0
Wayne	0	0	0	0	0	-	0	0
Williams	1	0	0	1	1	-	0	0
Wood	2	1	0	3	1	100%	2	0
Wyandot	0	1	0	1	1	100%	0	0
Statewide	213	185	18	416	232	114%	184	13

Courts of Common Pleas – General Division

Product Liability Terminations

2011

County	Jury Trial	Court Trial	Settled or Dismissed Pre Trial	Dismissal	For Want of Prosecution	Magistrate	Diversion or Arbitration	Default	Unavailability of Party	Transferred Out	Private Judge Referral	Bankruptcy Stay/ Interlocutory Appeal	Other Terminations	Total Terminations
Adams	0	0	0	0	0	0	0	0	0	0	0	0	0	0
Allen	0	0	0	0	0	0	0	0	0	0	0	1	0	1
Ashland	0	0	1	0	0	0	0	0	0	0	0	0	0	1
Ashtabula	0	0	0	1	0	0	0	0	0	0	0	0	1	2
Athens	0	0	0	0	0	0	0	0	0	0	0	0	0	0
Auglaize	0	0	0	0	0	0	0	0	0	0	0	0	0	0
Belmont	0	0	0	0	0	0	0	0	0	0	0	0	0	0
Brown	0	0	0	0	0	0	0	0	0	0	0	0	0	0
Butler	0	0	0	1	0	0	0	0	0	0	0	1	1	3
Carroll	0	0	0	1	0	0	0	0	0	0	0	0	0	1
Champaign	0	0	0	0	0	0	0	0	0	0	0	0	0	0
Clark	0	0	6	0	0	0	0	1	0	4	0	1	0	12
Clermont	0	0	0	0	0	0	0	0	0	0	0	0	0	0
Clinton	0	0	0	2	0	0	0	0	0	0	0	0	0	2
Columbiana	0	0	2	1	0	0	0	0	0	0	0	0	0	3
Coshocton	0	0	0	1	0	0	0	0	0	0	0	0	0	1
Crawford	0	0	1	0	0	0	0	0	0	0	0	0	0	1
Cuyahoga	0	0	0	18	0	0	0	0	0	20	0	1	9	48
Darke	0	0	0	0	0	0	0	0	0	0	0	0	0	0
Defiance	0	0	0	0	0	0	0	0	0	0	0	0	0	0
Delaware	0	0	1	0	0	0	0	0	0	1	0	0	1	3
Erie	0	0	0	0	0	0	0	0	0	0	0	0	0	0
Fairfield	0	0	0	0	0	0	0	0	0	0	0	0	0	0
Fayette	0	0	0	0	0	0	0	0	0	0	0	0	0	0
Franklin	0	1	9	14	0	0	0	0	0	5	0	0	2	31
Fulton	0	0	1	0	0	0	0	0	0	0	0	0	0	1
Gallia	0	0	0	0	0	0	0	0	0	0	0	0	0	0
Geauga	0	0	0	0	1	0	0	0	0	0	0	0	1	2
Greene	0	0	0	1	0	0	0	3	0	1	0	0	0	5
Guernsey	0	0	0	0	0	0	0	0	0	0	0	0	0	0
Hamilton*	1	0	0	6	4	0	0	0	0	3	0	0	5	19
Hancock	0	0	2	0	0	0	0	0	0	0	0	0	0	2
Hardin	0	0	0	0	0	0	0	0	0	0	0	0	0	0
Harrison	0	0	0	1	0	0	0	0	0	0	0	0	0	1
Henry	0	0	0	0	0	0	0	0	0	0	0	0	0	0
Highland	0	0	0	0	0	0	0	0	0	0	0	0	0	0
Hocking	0	0	0	0	0	0	0	0	0	0	0	0	0	0
Holmes	0	0	0	0	0	0	0	0	0	0	0	0	0	0
Huron	0	0	0	0	0	0	0	0	0	0	0	0	0	0
Jackson	0	0	0	0	0	0	0	0	0	0	0	0	0	0
Jefferson	0	0	0	1	0	0	0	0	0	0	0	0	0	1
Knox	0	0	0	0	0	0	0	0	0	0	0	0	0	0
Lake	0	0	1	0	3	0	0	0	0	1	0	0	0	5
Lawrence	0	0	0	1	0	0	0	0	0	0	0	0	0	1

* Hamilton County has advised the Supreme Court that it qualifies the accuracy of its reported terminations data with the following statement: "Due to coding issues, Line 18 [from the Form A statistical reporting form] 'Other Terminations' included some cases that were disposed of via other means such as Trials, Magistrate, or Default Dispositions."

Courts of Common Pleas – General Division

Product Liability Terminations

2011

County	Jury Trial	Court Trial	Settled or Dismissed Pre Trial	Dismissal	For Want of Prosecution	Magistrate	Diversion or Arbitration	Default	Unavailability of Party	Transferred Out	Private Judge Referral	Bankruptcy Stay/ Interlocutory Appeal	Other Terminations	Total Terminations
Licking	0	0	0	0	0	0	0	0	0	0	0	1	0	1
Logan	0	0	0	0	0	0	0	0	0	0	0	0	0	0
Lorain	0	0	7	3	0	0	0	0	0	2	0	0	2	14
Lucas	0	0	3	3	0	0	0	0	0	3	0	0	1	10
Madison	0	0	0	0	0	0	0	0	0	0	0	0	0	0
Mahoning	0	0	0	0	0	0	0	0	0	0	0	0	0	0
Marion	0	0	1	0	0	0	0	0	0	0	0	0	0	1
Medina	0	0	1	0	0	0	0	0	0	0	0	0	0	1
Meigs	0	0	1	0	0	0	0	0	0	0	0	0	0	1
Mercer	0	0	0	0	0	0	0	0	0	0	0	0	0	0
Miami	0	0	1	2	0	0	0	0	0	0	0	0	1	4
Monroe	0	0	0	0	0	0	0	0	0	0	0	0	0	0
Montgomery	1	0	1	2	0	1	0	0	0	1	0	0	0	6
Morgan	0	0	0	0	0	0	0	0	0	0	0	0	0	0
Morrow	0	0	0	0	1	0	0	0	0	0	0	0	1	2
Muskingum	0	0	0	0	0	0	0	0	0	0	0	0	0	0
Noble	0	0	0	0	0	0	0	0	0	0	0	0	0	0
Ottawa	0	0	0	0	0	0	0	0	0	0	0	0	0	0
Paulding	0	0	0	1	0	0	0	0	0	0	0	0	0	1
Perry	0	0	2	0	0	0	0	0	0	0	0	0	0	2
Pickaway	0	0	0	0	0	0	0	0	0	0	0	0	0	0
Pike	0	0	0	0	0	0	0	0	0	0	0	0	0	0
Portage	0	0	3	2	0	0	0	0	0	0	0	0	0	5
Preble	0	0	1	0	0	0	0	0	0	0	0	0	0	1
Putnam	0	0	0	0	0	0	0	0	0	0	0	0	0	0
Richland	0	0	1	1	1	0	0	0	0	2	0	0	0	5
Ross	0	0	0	0	0	0	0	0	0	0	0	0	0	0
Sandusky	0	0	0	1	0	0	0	0	0	0	0	0	0	1
Scioto	0	0	0	1	0	0	0	0	0	0	0	0	0	1
Seneca	0	0	0	0	0	0	0	0	0	0	0	0	0	0
Shelby	0	0	0	0	0	0	0	0	0	0	0	0	0	0
Stark	0	0	3	0	0	0	2	0	0	1	0	0	2	8
Summit	0	0	1	2	0	0	1	0	0	3	0	0	4	11
Trumbull	0	0	0	0	0	0	0	0	0	1	0	0	0	1
Tuscarawas	0	0	0	0	0	0	0	0	0	0	0	0	1	1
Union	0	0	0	0	0	0	0	0	0	0	0	0	0	0
Van Wert	0	0	0	0	0	0	0	0	0	0	0	0	0	0
Vinton	0	0	0	0	0	0	0	0	0	0	0	0	0	0
Warren	0	0	1	0	0	0	0	0	0	0	0	0	1	2
Washington	0	0	3	0	0	0	0	0	0	1	0	0	0	4
Wayne	0	0	0	0	0	0	0	0	0	0	0	0	0	0
Williams	0	0	0	1	0	0	0	0	0	0	0	0	0	1
Wood	0	0	0	0	1	0	0	0	0	0	0	0	0	1
Wyandot	0	0	0	0	0	0	0	0	0	1	0	0	0	1
Statewide	2	1	54	68	11	1	3	4	0	50	0	5	33	232

Courts of Common Pleas – General Division

Other Torts Overall Caseloads

2011

County	Cases Pending January 1	New Filings	Reactivations and Transfers	Total Cases	Total Terminations	Clearance Rate	Cases Pending December 31	Cases Pending Beyond Time Guidelines
Adams	4	9	1	14	4	40%	10	0
Allen	158	118	18	294	164	121%	130	10
Ashland	33	29	0	62	29	100%	33	1
Ashtabula	115	103	8	226	142	128%	84	0
Athens	1	7	2	10	3	33%	7	0
Auglaize	29	33	3	65	31	86%	34	0
Belmont	186	78	7	271	113	133%	158	32
Brown	1	27	20	48	25	53%	23	0
Butler	463	461	33	957	524	106%	433	4
Carroll	15	6	0	21	14	233%	7	1
Champaign	7	25	13	45	28	74%	17	0
Clark	122	112	11	245	141	115%	104	11
Clermont	135	120	11	266	139	106%	127	0
Clinton	36	26	0	62	36	138%	26	1
Columbiana	112	96	10	218	118	111%	100	2
Coshocton	28	16	3	47	23	121%	24	2
Crawford	34	15	3	52	23	128%	29	4
Cuyahoga*	2,979	4,001	567	7,547	4,743	104%	2,804	44
Darke	44	27	2	73	40	138%	33	0
Defiance	26	20	0	46	19	95%	27	1
Delaware	133	118	15	266	149	112%	117	2
Erie	170	98	8	276	132	125%	144	2
Fairfield	117	117	8	242	123	98%	119	3
Fayette	13	1	2	16	13	433%	3	0
Franklin	1,857	1,730	185	3,772	2,058	107%	1,714	51
Fulton	30	23	2	55	30	120%	25	2
Gallia	36	17	1	54	30	167%	24	0
Geauga	132	113	22	267	156	116%	111	1
Greene	148	140	13	301	193	126%	108	0
Guernsey	29	33	6	68	39	100%	29	0
Hamilton	1,318	1,337	45	2,700	1,357	98%	1,343	74
Hancock	67	55	7	129	69	111%	60	2
Hardin	12	15	0	27	15	100%	12	0
Harrison	17	10	0	27	14	140%	13	3
Henry	33	14	0	47	23	164%	24	3
Highland	1	0	0	1	1	-	0	0
Hocking	3	8	0	11	3	38%	8	0
Holmes	9	20	0	29	12	60%	17	0
Huron	36	47	0	83	40	85%	43	0
Jackson	38	22	3	63	36	144%	27	1
Jefferson	108	58	4	170	87	140%	83	7
Knox	39	16	0	55	30	188%	25	2
Lake	335	402	18	755	449	107%	306	0
Lawrence	75	66	2	143	68	100%	75	2

* Due to their unique nature, statistics concerning Cuyahoga County's asbestos-related Other Torts caseload are not included in this report and instead are reported in the *Ohio Courts Statistical Summary.*

Courts of Common Pleas – General Division

Other Torts Overall Caseloads

2011

County	Cases Pending January 1	New Filings	Reactivations and Transfers	Total Cases	Total Terminations	Clearance Rate	Cases Pending December 31	Cases Pending Beyond Time Guidelines
Licking	130	90	11	231	143	142%	88	2
Logan	18	15	0	33	17	113%	16	1
Lorain	525	496	81	1,102	601	104%	501	22
Lucas	918	889	66	1,873	984	103%	889	9
Madison	17	19	4	40	14	61%	26	3
Mahoning	292	290	31	613	307	96%	306	13
Marion	71	58	5	134	73	116%	61	0
Medina	153	161	18	332	177	99%	155	0
Meigs	18	19	0	37	22	116%	15	0
Mercer	10	17	0	27	18	106%	9	0
Miami	96	85	3	184	100	114%	84	0
Monroe	8	8	0	16	8	100%	8	0
Montgomery	960	1,771	143	2,874	2,107	110%	767	25
Morgan	3	3	0	6	1	33%	5	1
Morrow	20	3	4	27	23	329%	4	1
Muskingum	100	67	3	170	93	133%	77	2
Noble	8	3	0	11	7	233%	4	0
Ottawa	66	39	0	105	54	138%	51	2
Paulding	6	11	2	19	6	46%	13	2
Perry	8	4	1	13	6	120%	7	0
Pickaway	1	0	1	2	1	100%	1	0
Pike	16	6	3	25	15	167%	10	1
Portage	194	176	11	381	176	94%	205	18
Preble	3	0	0	3	3	-	0	0
Putnam	8	9	0	17	9	100%	8	0
Richland	116	123	4	243	112	88%	131	3
Ross	84	24	13	121	73	197%	48	4
Sandusky	52	53	10	115	58	92%	57	4
Scioto	59	45	6	110	56	110%	54	0
Seneca	24	28	2	54	34	113%	20	1
Shelby	49	35	0	84	49	140%	35	0
Stark	277	554	57	888	631	103%	257	0
Summit	737	860	120	1,717	1,058	108%	659	2
Trumbull	304	262	16	582	296	106%	286	22
Tuscarawas	80	96	16	192	103	92%	89	0
Union	16	20	0	36	15	75%	21	0
Van Wert	15	16	1	32	13	76%	19	1
Vinton	8	1	0	9	5	500%	4	1
Warren	146	153	6	305	152	96%	153	3
Washington	55	80	3	138	73	88%	65	0
Wayne	59	65	4	128	64	93%	64	0
Williams	22	20	2	44	23	105%	21	0
Wood	86	123	7	216	110	85%	106	2
Wyandot	12	10	0	22	16	160%	6	0
Statewide	15,134	16,596	1,707	33,437	19,392	106%	14,045	413

Courts of Common Pleas – General Division

Other Torts Terminations

2011

County	Jury Trial	Court Trial	Settled or Dismissed Pre Trial	Dismissal	For Want of Prosecution	Magistrate	Diversion or Arbitration	Default	Unavailability of Party	Transferred Out	Private Judge Referral	Bankruptcy Stay/ Interlocutory Appeal	Other Terminations	Total Terminations
Adams	0	0	0	4	0	0	0	0	0	0	0	0	0	4
Allen	2	0	79	49	8	0	0	2	0	5	0	9	10	164
Ashland	0	1	23	2	0	0	0	1	1	0	0	0	1	29
Ashtabula	0	0	74	42	0	0	0	4	0	8	0	5	9	142
Athens	0	0	2	0	0	0	0	0	0	1	0	0	0	3
Auglaize	1	0	9	16	0	0	0	3	0	0	0	1	1	31
Belmont	1	0	8	86	0	0	0	1	0	6	0	0	11	113
Brown	1	0	17	1	1	0	0	2	0	1	0	2	0	25
Butler	3	3	214	165	7	1	1	53	0	33	0	5	39	524
Carroll	0	2	9	0	1	0	0	1	0	1	0	0	0	14
Champaign	1	0	15	1	1	0	0	0	7	2	0	1	0	28
Clark	4	0	102	5	1	0	0	11	0	15	0	3	0	141
Clermont	2	0	54	55	0	0	0	9	2	9	0	4	4	139
Clinton	1	0	0	32	1	0	0	1	0	0	0	0	1	36
Columbiana	5	2	45	27	14	0	0	12	0	6	0	2	5	118
Coshocton	2	0	3	14	2	0	0	1	0	1	0	0	0	23
Crawford	1	0	16	1	0	0	0	0	0	1	0	1	3	23
Cuyahoga	76	10	69	3,144	1	1	36	400	1	566	0	55	384	4,743
Darke	4	1	28	4	0	0	0	0	0	1	0	0	2	40
Defiance	0	0	12	4	0	0	0	2	0	0	0	0	1	19
Delaware	4	3	86	24	0	2	0	10	0	11	0	3	6	149
Erie	3	1	51	45	0	0	0	7	0	7	0	2	16	132
Fairfield	0	0	0	100	0	0	0	7	0	4	0	3	9	123
Fayette	0	0	6	6	0	0	0	0	0	0	0	0	1	13
Franklin	14	3	611	863	71	35	0	230	0	107	0	48	76	2,058
Fulton	2	0	26	0	1	0	0	1	0	0	0	0	0	30
Gallia	1	0	25	1	0	0	0	0	0	1	0	1	1	30
Geauga	3	0	37	60	21	0	8	4	0	2	0	3	18	156
Greene	3	0	1	152	1	1	0	15	0	9	0	3	8	193
Guernsey	2	0	25	5	0	0	1	0	0	0	0	1	5	39
Hamilton*	4	2	39	576	463	1	1	44	0	34	0	13	180	1,357
Hancock	2	1	29	8	10	0	0	8	0	4	0	0	7	69
Hardin	1	0	5	7	0	0	1	0	0	0	0	0	1	15
Harrison	0	2	8	1	0	0	0	0	0	0	0	0	3	14
Henry	0	1	8	7	0	0	0	0	0	0	0	0	7	23
Highland	0	0	1	0	0	0	0	0	0	0	0	0	0	1
Hocking	0	0	1	2	0	0	0	0	0	0	0	0	0	3
Holmes	0	0	4	5	0	0	0	0	0	0	0	1	2	12
Huron	0	0	27	7	1	0	0	2	0	1	0	0	2	40
Jackson	2	0	31	0	0	0	0	2	0	0	0	0	1	36
Jefferson	2	0	47	27	1	0	0	2	0	6	0	0	2	87
Knox	0	0	26	2	0	0	0	0	0	0	0	1	1	30
Lake	10	0	198	76	97	1	1	13	1	20	0	2	30	449
Lawrence	1	0	22	35	0	2	0	1	0	3	0	0	4	68

* Hamilton County has advised the Supreme Court that it qualifies the accuracy of its reported terminations data with the following statement: "Due to coding issues, Line 18 [from the Form A statistical reporting form] 'Other Terminations' included some cases that were disposed of via other means such as Trials, Magistrate, or Default Dispositions."

Courts of Common Pleas – General Division

Other Torts Terminations

2011

County	Jury Trial	Court Trial	Settled or Dismissed Pre Trial	Dismissal	For Want of Prosecution	Magistrate	Diversion or Arbitration	Default	Unavailability of Party	Transferred Out	Private Judge Referral	Bankruptcy Stay/ Interlocutory Appeal	Other Terminations	Total Terminations
Licking	3	0	41	54	0	0	0	7	0	8	0	4	26	143
Logan	0	0	15	2	0	0	0	0	0	0	0	0	0	17
Lorain	14	1	335	101	2	7	2	42	35	29	0	14	19	601
Lucas	6	4	366	340	40	0	1	87	1	51	0	15	73	984
Madison	2	1	1	8	0	0	0	0	0	0	0	0	2	14
Mahoning	4	0	176	86	0	0	0	11	0	23	0	2	5	307
Marion	2	0	42	15	0	0	1	3	0	5	0	1	4	73
Medina	3	0	130	14	0	1	0	4	0	11	0	2	12	177
Meigs	0	0	16	0	0	0	0	4	0	1	0	0	1	22
Mercer	0	1	14	0	3	0	0	0	0	0	0	0	0	18
Miami	2	2	31	54	0	0	0	2	0	2	0	2	5	100
Monroe	1	0	0	6	0	0	0	0	0	0	0	0	1	8
Montgomery	14	1	345	948	5	535	0	129	0	57	0	9	64	2,107
Morgan	0	0	0	0	0	0	0	0	0	1	0	0	0	1
Morrow	1	0	10	4	2	0	0	1	0	3	0	0	2	23
Muskingum	2	0	67	7	0	0	0	8	0	5	0	0	4	93
Noble	0	0	1	6	0	0	0	0	0	0	0	0	0	7
Ottawa	2	0	1	27	11	0	0	1	0	0	0	1	11	54
Paulding	0	0	0	5	0	0	0	1	0	0	0	0	0	6
Perry	2	0	4	0	0	0	0	0	0	0	0	0	0	6
Pickaway	0	0	0	0	1	0	0	0	0	0	0	0	0	1
Pike	0	1	9	5	0	0	0	0	0	0	0	0	0	15
Portage	1	0	72	67	1	1	0	11	1	6	0	5	11	176
Preble	0	0	3	0	0	0	0	0	0	0	0	0	0	3
Putnam	0	0	0	8	0	0	0	0	0	0	0	0	1	9
Richland	1	0	60	22	8	2	0	5	0	4	0	3	7	112
Ross	4	0	32	14	0	0	0	4	0	6	0	1	12	73
Sandusky	1	0	4	37	0	0	2	8	0	4	0	0	2	58
Scioto	1	0	7	27	1	0	1	4	0	0	0	1	14	56
Seneca	0	1	22	1	1	0	0	6	0	1	0	2	0	34
Shelby	2	0	22	11	9	0	0	1	0	1	0	1	2	49
Stark	18	5	309	40	14	0	116	41	0	51	0	11	26	631
Summit	30	4	526	162	17	6	121	16	0	112	0	10	54	1,058
Trumbull	4	5	183	54	0	2	2	9	0	22	0	7	8	296
Tuscarawas	0	4	47	2	19	0	0	5	1	15	0	3	7	103
Union	0	0	2	7	1	0	0	2	0	2	0	0	1	15
Van Wert	0	0	7	3	0	0	0	2	1	0	0	0	0	13
Vinton	0	0	4	0	0	0	0	1	0	0	0	0	0	5
Warren	5	0	100	28	0	0	0	14	0	1	0	3	1	152
Washington	2	2	50	12	1	0	0	1	0	2	0	2	1	73
Wayne	0	1	48	5	1	0	0	1	0	2	0	2	4	64
Williams	1	0	11	3	0	0	0	5	0	2	0	0	1	23
Wood	1	2	42	8	8	2	26	7	0	7	0	1	6	110
Wyandot	1	0	2	8	0	0	0	0	0	1	0	1	3	16
Statewide	288	67	5,250	7,862	848	600	321	1,292	51	1,300	0	272	1,241	19,392

Courts of Common Pleas – General Division
Workers' Compensation Overall Caseloads
2011

County	Cases Pending January 1	New Filings	Reactivations and Transfers	Total Cases	Total Terminations	Clearance Rate	Cases Pending December 31	Cases Pending Beyond Time Guidelines
Adams	8	2	0	10	7	350%	3	0
Allen	35	48	5	88	46	87%	42	4
Ashland	16	12	0	28	16	133%	12	1
Ashtabula	39	63	1	103	55	86%	48	0
Athens	5	5	0	10	6	120%	4	0
Auglaize	8	14	1	23	11	73%	12	0
Belmont	41	21	1	63	18	82%	45	24
Brown	12	6	9	27	21	140%	6	2
Butler	158	192	24	374	227	105%	147	8
Carroll	10	10	0	20	10	100%	10	2
Champaign	16	9	9	34	31	172%	3	0
Clark	89	51	3	143	70	130%	73	30
Clermont	76	86	3	165	92	103%	73	5
Clinton	39	38	0	77	44	116%	33	8
Columbiana	32	39	1	72	41	103%	31	3
Coshocton	23	22	0	45	16	73%	29	8
Crawford	12	12	1	25	10	77%	15	3
Cuyahoga	1,181	1,586	434	3,201	2,041	101%	1,160	63
Darke	10	9	0	19	14	156%	5	0
Defiance	19	12	0	31	14	117%	17	9
Delaware	41	45	4	90	51	104%	39	3
Erie	57	38	6	101	49	111%	52	4
Fairfield	47	36	5	88	53	129%	35	11
Fayette	9	20	1	30	12	57%	18	0
Franklin	798	853	113	1,764	907	94%	857	63
Fulton	9	9	1	19	10	100%	9	3
Gallia	20	24	0	44	25	104%	19	1
Geauga	40	47	3	90	54	108%	36	0
Greene	37	31	5	73	48	133%	25	1
Guernsey	10	13	0	23	16	123%	7	0
Hamilton	769	716	44	1,529	816	107%	713	145
Hancock	31	38	1	70	37	95%	33	3
Hardin	6	4	0	10	5	125%	5	1
Harrison	8	5	0	13	5	100%	8	2
Henry	16	4	0	20	15	375%	5	1
Highland	5	11	2	18	6	46%	12	0
Hocking	2	6	0	8	3	50%	5	0
Holmes	14	16	0	30	15	94%	15	0
Huron	18	20	0	38	22	110%	16	1
Jackson	23	27	0	50	30	111%	20	3
Jefferson	51	32	0	83	31	97%	52	18
Knox	30	24	1	55	34	136%	21	5
Lake	140	153	4	297	199	127%	98	0
Lawrence	26	24	0	50	27	113%	23	4

Courts of Common Pleas – General Division
Workers' Compensation Overall Caseloads
2011

County	Cases Pending January 1	New Filings	Reactivations and Transfers	Total Cases	Total Terminations	Clearance Rate	Cases Pending December 31	Cases Pending Beyond Time Guidelines
Licking	38	43	3	84	51	111%	33	1
Logan	34	28	0	62	38	136%	24	3
Lorain	166	146	25	337	180	105%	157	34
Lucas	155	134	7	296	186	132%	110	4
Madison	25	19	3	47	27	123%	20	2
Mahoning	217	242	66	525	300	97%	225	30
Marion	48	43	6	97	65	133%	32	0
Medina	58	66	2	126	78	115%	48	0
Meigs	1	9	0	10	1	11%	9	0
Mercer	15	8	2	25	20	200%	5	1
Miami	41	51	4	96	62	113%	34	1
Monroe	5	3	0	8	4	133%	4	0
Montgomery	258	215	25	498	313	130%	185	8
Morgan	3	0	0	3	2	-	1	1
Morrow	1	3	0	4	1	33%	3	0
Muskingum	34	31	0	65	29	94%	36	10
Noble	1	2	0	3	1	50%	2	1
Ottawa	6	6	0	12	3	50%	9	2
Paulding	4	4	0	8	2	50%	6	2
Perry	5	10	0	15	6	60%	9	0
Pickaway	5	11	0	16	6	55%	10	0
Pike	58	25	1	84	20	77%	64	44
Portage	89	59	2	150	69	113%	81	26
Preble	5	11	1	17	6	50%	11	0
Putnam	4	4	0	8	5	125%	3	0
Richland	54	65	2	121	56	84%	65	3
Ross	36	22	5	63	37	137%	26	4
Sandusky	20	21	3	44	27	113%	17	2
Scioto	38	47	10	95	45	79%	50	2
Seneca	12	9	2	23	18	164%	5	0
Shelby	27	31	0	58	31	100%	27	3
Stark	79	191	29	299	202	92%	97	0
Summit	231	286	56	573	378	111%	195	9
Trumbull	172	141	27	340	192	114%	148	27
Tuscarawas	53	64	11	128	72	96%	56	3
Union	48	86	0	134	91	106%	43	1
Van Wert	5	7	0	12	6	86%	6	0
Vinton	5	7	0	12	5	71%	7	1
Warren	85	72	2	159	93	126%	66	10
Washington	19	18	0	37	19	106%	18	4
Wayne	48	59	0	107	49	83%	58	9
Williams	22	13	0	35	29	223%	6	2
Wood	30	32	2	64	47	138%	17	0
Wyandot	6	5	0	11	6	120%	5	0
Statewide	6,302	6,782	978	14,062	8,138	105%	5,924	689

Courts of Common Pleas – General Division

Workers' Compensation Terminations

2011

County	Jury Trial	Court Trial	Settled or Dismissed Pre Trial	Dismissal	For Want of Prosecution	Magistrate	Diversion or Arbitration	Default	Unavailability of Party	Transferred Out	Private Judge Referral	Bankruptcy Stay/ Interlocutory Appeal	Other Terminations	Total Terminations
Adams	0	0	1	5	0	0	0	0	0	1	0	0	0	7
Allen	0	0	14	17	5	0	0	0	0	4	0	1	5	46
Ashland	0	0	16	0	0	0	0	0	0	0	0	0	0	16
Ashtabula	1	0	31	17	0	0	0	0	0	1	0	0	5	55
Athens	0	0	4	1	0	0	0	0	0	1	0	0	0	6
Auglaize	0	0	5	6	0	0	0	0	0	0	0	0	0	11
Belmont	0	0	3	9	0	0	0	0	0	1	0	0	5	18
Brown	0	1	13	7	0	0	0	0	0	0	0	0	0	21
Butler	0	8	87	83	1	0	0	1	0	34	0	1	12	227
Carroll	0	0	8	1	0	0	0	0	0	1	0	0	0	10
Champaign	0	0	17	0	1	0	0	0	13	0	0	0	0	31
Clark	1	1	63	1	0	0	0	0	0	3	0	1	0	70
Clermont	1	2	44	37	0	0	0	0	0	4	0	0	4	92
Clinton	0	0	0	42	2	0	0	0	0	0	0	0	0	44
Columbiana	0	0	19	7	12	0	0	0	0	1	0	1	1	41
Coshocton	1	0	3	11	0	0	0	0	0	0	0	0	1	16
Crawford	2	0	6	2	0	0	0	0	0	0	0	0	0	10
Cuyahoga	14	8	26	1,353	0	0	0	1	0	486	0	1	152	2,041
Darke	1	0	12	0	1	0	0	0	0	0	0	0	0	14
Defiance	0	3	7	4	0	0	0	0	0	0	0	0	0	14
Delaware	0	0	39	5	0	0	0	0	0	5	0	0	2	51
Erie	1	0	19	22	0	0	0	0	0	5	0	0	2	49
Fairfield	1	0	5	42	0	0	0	0	0	5	0	0	0	53
Fayette	0	0	6	4	0	0	0	0	0	0	0	0	2	12
Franklin	8	5	270	512	26	4	0	4	0	50	0	7	21	907
Fulton	0	0	10	0	0	0	0	0	0	0	0	0	0	10
Gallia	0	0	23	1	0	0	0	0	0	0	0	0	1	25
Geauga	1	0	15	21	7	0	1	0	0	3	0	1	5	54
Greene	0	0	0	41	0	0	0	0	0	7	0	0	0	48
Guernsey	2	0	9	0	0	0	1	0	0	1	0	0	3	16
Hamilton*	1	3	17	362	249	0	0	1	0	38	0	1	144	816
Hancock	0	0	18	4	12	0	0	0	0	1	0	0	2	37
Hardin	0	0	2	2	0	0	0	0	0	0	0	0	1	5
Harrison	0	0	4	0	0	0	0	0	0	0	0	0	1	5
Henry	0	0	7	7	0	0	0	0	0	0	0	0	1	15
Highland	0	1	2	3	0	0	0	0	0	0	0	0	0	6
Hocking	0	0	2	1	0	0	0	0	0	0	0	0	0	3
Holmes	0	0	7	6	0	0	0	0	0	2	0	0	0	15
Huron	0	0	16	5	0	0	0	0	0	0	0	0	1	22
Jackson	1	0	26	0	0	0	0	1	0	0	0	0	2	30
Jefferson	1	0	21	7	0	0	0	0	0	2	0	0	0	31
Knox	0	0	31	1	0	0	0	0	0	1	0	0	1	34
Lake	3	2	76	31	61	0	0	0	0	7	0	0	19	199
Lawrence	0	0	9	17	0	0	0	0	0	0	0	0	1	27

* Hamilton County has advised the Supreme Court that it qualifies the accuracy of its reported terminations data with the following statement: "Due to coding issues, Line 18 [from the Form A statistical reporting form] 'Other Terminations' included some cases that were disposed of via other means such as Trials, Magistrate, or Default Dispositions."

Courts of Common Pleas – General Division
Workers' Compensation Terminations
2011

County	Jury Trial	Court Trial	Settled or Dismissed Pre Trial	Dismissal	For Want of Prosecution	Magistrate	Diversion or Arbitration	Default	Unavailability of Party	Transferred Out	Private Judge Referral	Bankruptcy Stay/ Interlocutory Appeal	Other Terminations	Total Terminations
Licking	0	0	19	20	0	0	0	0	0	5	0	0	7	51
Logan	0	0	35	2	0	0	0	0	0	1	0	0	0	38
Lorain	0	0	109	34	0	3	0	1	19	7	0	2	5	180
Lucas	4	0	72	82	3	0	0	0	1	5	0	2	17	186
Madison	0	3	3	20	0	0	0	0	0	1	0	0	0	27
Mahoning	6	0	102	109	0	2	0	2	0	61	0	1	17	300
Marion	1	0	27	29	1	0	0	0	0	6	0	0	1	65
Medina	1	0	59	5	0	0	0	0	0	2	0	0	11	78
Meigs	0	0	1	0	0	0	0	0	0	0	0	0	0	1
Mercer	0	1	13	0	4	0	0	1	0	1	0	0	0	20
Miami	0	0	9	41	4	0	0	0	0	6	0	1	1	62
Monroe	0	0	0	4	0	0	0	0	0	0	0	0	0	4
Montgomery	4	0	102	168	0	1	0	9	0	19	0	0	10	313
Morgan	0	0	1	1	0	0	0	0	0	0	0	0	0	2
Morrow	0	0	0	0	0	0	0	0	0	0	0	0	1	1
Muskingum	1	1	23	3	0	0	0	0	0	0	0	0	1	29
Noble	0	0	0	1	0	0	0	0	0	0	0	0	0	1
Ottawa	0	0	0	2	1	0	0	0	0	0	0	0	0	3
Paulding	0	0	0	1	1	0	0	0	0	0	0	0	0	2
Perry	0	0	4	0	0	0	0	0	0	0	0	0	2	6
Pickaway	0	0	4	0	0	0	0	0	0	0	0	0	2	6
Pike	0	0	14	0	0	0	0	0	0	1	0	0	5	20
Portage	0	0	35	24	0	0	0	0	0	4	0	1	5	69
Preble	1	0	4	0	0	0	0	0	0	0	0	0	1	6
Putnam	0	0	0	3	0	0	0	0	0	0	0	0	2	5
Richland	2	0	21	27	3	0	0	0	0	0	0	0	3	56
Ross	0	0	20	8	0	0	0	0	0	1	0	0	8	37
Sandusky	0	0	3	15	0	0	5	1	0	1	0	0	2	27
Scioto	0	0	6	23	0	0	0	0	0	8	1	0	7	45
Seneca	4	0	5	6	0	0	0	0	0	0	0	0	3	18
Shelby	2	0	14	5	10	0	0	0	0	0	0	0	0	31
Stark	3	0	136	16	0	0	15	0	0	26	0	1	5	202
Summit	3	5	151	69	2	0	64	0	0	63	0	1	20	378
Trumbull	3	1	120	32	0	0	0	0	0	32	0	0	4	192
Tuscarawas	0	0	34	2	23	0	0	0	0	9	0	2	2	72
Union	1	1	7	51	6	0	0	0	0	22	0	0	3	91
Van Wert	0	0	5	0	0	0	0	1	0	0	0	0	0	6
Vinton	0	0	5	0	0	0	0	0	0	0	0	0	0	5
Warren	1	6	48	34	0	0	0	0	0	0	0	0	4	93
Washington	0	0	11	7	0	0	0	0	0	0	0	0	1	19
Wayne	0	0	42	1	0	0	0	0	0	2	0	0	4	49
Williams	0	0	15	8	0	0	0	4	0	1	0	0	1	29
Wood	0	0	31	3	2	1	5	0	1	1	0	0	3	47
Wyandot	0	0	1	3	2	0	0	0	0	0	0	0	0	6
Statewide	77	52	2,324	3,556	439	11	91	27	34	949	1	25	552	8,138

Courts of Common Pleas – General Division

Foreclosures Overall Caseloads

2011

County	Cases Pending January 1	New Filings	Reactivations and Transfers	Total Cases	Total Terminations	Clearance Rate	Cases Pending December 31	Cases Pending Beyond Time Guidelines
Adams	54	95	8	157	120	117%	37	2
Allen	237	472	43	752	555	108%	197	13
Ashland	108	249	19	376	258	96%	118	5
Ashtabula	361	708	129	1,198	727	87%	471	60
Athens	73	147	13	233	149	93%	84	5
Auglaize	63	216	8	287	179	80%	108	6
Belmont	123	205	68	396	261	96%	135	34
Brown	139	294	71	504	387	106%	117	8
Butler	1,235	2,544	473	4,252	2,915	97%	1,337	54
Carroll	83	132	15	230	135	92%	95	25
Champaign	144	224	45	413	304	113%	109	1
Clark	508	881	51	1,440	960	103%	480	48
Clermont	466	1,153	267	1,886	1,392	98%	494	7
Clinton	112	264	30	406	264	90%	142	14
Columbiana	264	534	48	846	601	103%	245	9
Coshocton	44	317	6	367	273	85%	94	0
Crawford	123	262	58	443	315	98%	128	8
Cuyahoga	8,832	11,544	5,298	25,674	18,209	108%	7,465	999
Darke	93	198	9	300	214	103%	86	0
Defiance	174	191	0	365	178	93%	187	0
Delaware	427	886	196	1,509	1,000	92%	509	38
Erie	364	444	48	856	544	111%	312	16
Fairfield	348	795	37	1,180	801	96%	379	39
Fayette	61	181	11	253	186	97%	67	1
Franklin	4,221	7,834	830	12,885	8,235	95%	4,650	286
Fulton	113	222	35	370	278	108%	92	7
Gallia	43	100	0	143	108	108%	35	2
Geauga	237	463	238	938	657	94%	281	8
Greene	459	765	83	1,307	781	92%	526	15
Guernsey	69	198	34	301	212	91%	89	0
Hamilton	2,532	5,834	588	8,954	5,754	90%	3,200	174
Hancock	192	336	22	550	367	103%	183	29
Hardin	63	172	10	245	181	99%	64	0
Harrison	35	56	3	94	64	108%	30	7
Henry	97	111	0	208	129	116%	79	24
Highland	106	262	9	377	242	89%	135	0
Hocking	54	152	9	215	161	100%	54	2
Holmes	39	105	0	144	113	108%	31	2
Huron	124	303	22	449	317	98%	132	7
Jackson	70	157	7	234	178	109%	56	8
Jefferson	174	280	43	497	343	106%	154	34
Knox	337	421	45	803	609	131%	194	48
Lake	446	1,609	225	2,280	1,707	93%	573	0
Lawrence	135	216	49	400	255	96%	145	12

Courts of Common Pleas – General Division
Foreclosures Overall Caseloads
2011

County	Cases Pending January 1	New Filings	Reactivations and Transfers	Total Cases	Total Terminations	Clearance Rate	Cases Pending December 31	Cases Pending Beyond Time Guidelines
Licking	381	983	142	1,506	1,205	107%	301	5
Logan	160	278	11	449	308	107%	141	11
Lorain	1,067	1,742	366	3,175	2,149	102%	1,026	28
Lucas	1,701	3,237	302	5,240	3,564	101%	1,676	34
Madison	124	146	99	369	307	125%	62	4
Mahoning	964	1,381	272	2,617	1,803	109%	814	74
Marion	265	388	156	809	557	102%	252	15
Medina	603	906	98	1,607	1,067	106%	540	36
Meigs	37	60	2	99	73	118%	26	2
Mercer	54	117	12	183	134	104%	49	4
Miami	197	543	15	755	592	106%	163	1
Monroe	8	31	1	40	23	72%	17	0
Montgomery	1,307	3,924	979	6,210	5,006	102%	1,204	20
Morgan	36	48	40	124	100	114%	24	6
Morrow	198	207	27	432	286	122%	146	19
Muskingum	195	425	25	645	471	105%	174	25
Noble	98	48	4	150	101	194%	49	18
Ottawa	152	183	10	345	217	112%	128	20
Paulding	73	77	3	153	85	106%	68	18
Perry	87	214	34	335	261	105%	74	0
Pickaway	123	272	33	428	296	97%	132	6
Pike	76	94	13	183	118	110%	65	15
Portage	597	792	45	1,434	750	90%	684	177
Preble	141	330	22	493	302	86%	191	13
Putnam	75	86	8	169	103	110%	66	14
Richland	342	717	66	1,125	776	99%	349	13
Ross	264	349	23	636	473	127%	163	14
Sandusky	202	268	37	507	331	109%	176	36
Scioto	129	273	32	434	319	105%	115	5
Seneca	102	296	14	412	304	98%	108	4
Shelby	77	274	6	357	259	93%	98	2
Stark	394	2,124	798	3,316	2,909	100%	407	0
Summit	1,769	3,658	506	5,933	4,125	99%	1,808	86
Trumbull	883	1,161	97	2,141	1,238	98%	903	161
Tuscarawas	178	340	28	546	373	101%	173	11
Union	167	291	18	476	309	100%	167	2
Van Wert	45	133	7	185	122	87%	63	3
Vinton	19	41	2	62	44	102%	18	0
Warren	530	1,242	377	2,149	1,650	102%	499	44
Washington	108	152	66	326	241	111%	85	15
Wayne	205	356	8	569	370	102%	199	21
Williams	59	143	7	209	165	110%	44	3
Wood	290	610	46	946	680	104%	266	16
Wyandot	37	84	16	137	104	104%	33	3
Statewide	38,501	71,556	14,076	124,133	86,288	101%	37,845	3,061

Courts of Common Pleas – General Division

Foreclosures Terminations

2011

County	Jury Trial	Court Trial	Settled or Dismissed Pre Trial	Dismissal	For Want of Prosecution	Magistrate	Diversion or Arbitration	Default	Unavailability of Party	Transferred Out	Private Judge Referral	Bankruptcy Stay/ Interlocutory Appeal	Other Terminations	Total Terminations
Adams	0	0	1	35	2	0	0	66	0	3	0	12	1	120
Allen	0	1	0	120	18	0	0	6	0	1	0	46	363	555
Ashland	0	0	90	4	2	0	0	129	0	0	0	24	9	258
Ashtabula	1	0	5	223	0	0	0	285	0	1	0	48	164	727
Athens	0	0	17	24	4	0	0	90	1	1	0	9	3	149
Auglaize	0	0	0	46	14	0	0	83	0	0	0	13	23	179
Belmont	0	0	1	101	0	0	0	114	0	9	0	15	21	261
Brown	0	0	11	133	7	7	17	173	0	1	0	16	22	387
Butler	0	2	146	871	55	0	0	1,410	0	17	0	167	247	2,915
Carroll	0	0	11	24	27	0	0	58	0	0	0	11	4	135
Champaign	0	0	91	3	34	0	0	136	11	0	0	22	7	304
Clark	0	0	282	9	12	0	2	518	0	72	0	65	0	960
Clermont	0	0	55	350	0	0	0	617	181	44	0	75	70	1,392
Clinton	0	0	0	51	7	0	0	186	0	1	0	17	2	264
Columbiana	0	0	13	95	60	0	0	343	0	2	0	39	49	601
Coshocton	0	0	2	91	1	0	0	166	0	0	0	6	7	273
Crawford	0	0	0	56	10	0	0	157	0	0	0	12	80	315
Cuyahoga	0	1	6	1,050	20	11,727	0	9	3,201	2,134	0	53	8	18,209
Darke	0	26	8	55	2	0	0	102	0	0	0	19	2	214
Defiance	0	98	2	72	6	0	0	0	0	0	0	0	0	178
Delaware	0	2	171	236	22	1	0	361	0	3	0	63	141	1,000
Erie	0	0	51	172	0	2	0	234	0	7	0	17	61	544
Fairfield	0	0	0	194	0	0	0	486	0	17	0	61	43	801
Fayette	0	0	4	25	6	0	2	109	0	1	0	17	22	186
Franklin	0	14	219	2,251	73	7	4	4,504	1	120	0	643	399	8,235
Fulton	0	9	93	1	12	0	0	143	0	0	0	12	8	278
Gallia	0	0	3	17	20	0	0	61	0	1	0	3	3	108
Geauga	0	2	17	160	125	0	52	96	0	1	0	38	166	657
Greene	0	1	0	273	102	1	0	195	0	10	0	77	122	781
Guernsey	0	0	27	29	25	0	1	72	1	0	0	9	48	212
Hamilton*	0	0	23	859	971	3,047	0	2	0	402	0	424	26	5,754
Hancock	0	1	2	14	108	0	7	186	0	0	0	12	37	367
Hardin	0	0	5	39	10	0	1	105	0	0	0	8	13	181
Harrison	0	0	9	12	0	0	0	36	0	1	0	5	1	64
Henry	0	0	1	44	0	0	0	7	0	0	0	2	75	129
Highland	0	1	25	35	1	0	0	161	0	4	0	11	4	242
Hocking	0	24	67	29	0	0	0	0	0	0	0	36	5	161
Holmes	1	2	21	18	1	0	0	57	0	1	0	6	6	113
Huron	0	0	13	63	19	0	0	176	0	0	0	16	30	317
Jackson	0	0	39	0	0	0	0	126	0	2	0	8	3	178
Jefferson	0	0	2	112	0	0	1	167	0	36	0	12	13	343
Knox	0	0	0	219	0	0	1	0	0	0	0	38	351	609
Lake	0	0	1	136	441	5	0	543	0	25	0	64	492	1,707
Lawrence	0	0	1	103	4	124	0	0	0	0	0	13	10	255

* Hamilton County has advised the Supreme Court that it qualifies the accuracy of its reported terminations data with the following statement: "Due to coding issues, Line 18 [from the Form A statistical reporting form] 'Other Terminations' included some cases that were disposed of via other means such as Trials, Magistrate, or Default Dispositions."

Courts of Common Pleas – General Division

Foreclosures Terminations

2011

County	Jury Trial	Court Trial	Settled or Dismissed Pre Trial	Dismissal	For Want of Prosecution	Magistrate	Diversion or Arbitration	Default	Unavailability of Party	Transferred Out	Private Judge Referral	Bankruptcy Stay/ Interlocutory Appeal	Other Terminations	Total Terminations
Licking	0	0	8	282	19	1	0	660	2	70	0	56	107	1,205
Logan	0	0	0	100	0	0	0	146	0	0	0	46	16	308
Lorain	0	0	462	502	0	576	0	288	44	22	0	183	72	2,149
Lucas	0	5	154	810	98	0	11	1,538	16	57	0	195	680	3,564
Madison	0	12	6	60	0	0	0	7	0	1	0	22	199	307
Mahoning	0	0	28	602	0	25	0	977	0	10	0	147	14	1,803
Marion	0	4	9	166	41	0	35	222	1	0	0	55	24	557
Medina	0	1	303	144	91	4	0	272	0	7	0	78	167	1,067
Meigs	0	0	15	0	1	0	0	52	0	0	0	2	3	73
Mercer	0	0	2	1	68	0	3	36	0	0	0	9	15	134
Miami	0	0	0	134	11	0	0	380	1	1	0	26	39	592
Monroe	0	0	0	9	0	0	0	13	0	0	0	1	0	23
Montgomery	0	1	53	1,752	63	4	0	2,301	3	53	0	186	590	5,006
Morgan	0	1	5	19	0	0	0	51	0	0	0	3	21	100
Morrow	0	0	38	51	34	0	1	115	0	7	0	22	18	286
Muskingum	0	1	36	78	0	0	0	294	0	4	0	32	26	471
Noble	0	0	2	20	0	0	0	66	0	0	0	4	9	101
Ottawa	0	1	0	53	23	0	0	81	0	0	0	8	51	217
Paulding	4	0	1	18	0	0	0	58	0	0	0	2	2	85
Perry	0	0	55	2	10	0	0	143	0	0	0	21	30	261
Pickaway	0	0	70	1	7	1	0	185	0	0	0	15	17	296
Pike	0	0	36	8	2	0	0	56	0	0	0	9	7	118
Portage	0	0	137	146	3	0	0	360	0	3	0	63	38	750
Preble	0	0	10	77	18	0	0	144	0	0	0	39	14	302
Putnam	0	0	0	55	0	0	0	0	0	0	0	6	42	103
Richland	0	0	120	102	35	0	0	302	0	1	0	62	154	776
Ross	0	3	16	114	0	1	11	253	0	3	0	25	47	473
Sandusky	0	0	3	99	0	0	27	2	0	3	0	13	184	331
Scioto	0	0	6	71	3	0	4	163	0	7	0	25	40	319
Seneca	0	0	23	55	28	0	0	154	0	0	0	15	29	304
Shelby	0	0	2	31	69	0	0	140	0	0	0	7	10	259
Stark	0	1	133	230	225	10	4	1,293	0	257	0	185	571	2,909
Summit	1	0	289	626	354	16	52	1,801	0	442	0	208	336	4,125
Trumbull	0	20	473	189	0	0	6	435	0	8	0	83	24	1,238
Tuscarawas	0	2	7	13	130	0	0	176	0	2	0	19	24	373
Union	0	0	15	61	62	0	0	118	0	6	0	29	18	309
Van Wert	0	0	12	20	13	0	0	52	0	1	0	6	18	122
Vinton	0	5	16	0	0	0	0	20	0	0	0	3	0	44
Warren	0	2	22	643	0	0	0	584	0	0	0	68	331	1,650
Washington	0	2	34	43	5	0	0	105	0	0	0	28	24	241
Wayne	0	0	115	19	16	0	0	166	0	0	0	30	24	370
Williams	0	0	1	38	0	0	0	115	0	1	0	9	1	165
Wood	0	0	42	93	104	2	1	299	0	13	0	41	85	680
Wyandot	0	0	0	28	14	0	0	48	0	1	0	6	7	104
Statewide	7	245	4,294	16,019	3,768	15,561	243	27,146	3,463	3,897	0	4,356	7,289	86,288

Courts of Common Pleas – General Division
Administrative Appeal Overall Caseloads
2011

County	Cases Pending January 1	New Filings	Reactivations and Transfers	Total Cases	Total Terminations	Clearance Rate	Cases Pending December 31	Cases Pending Beyond Time Guidelines
Adams	3	1	0	4	2	200%	2	1
Allen	7	11	0	18	10	91%	8	1
Ashland	2	1	0	3	3	300%	0	0
Ashtabula	15	11	0	26	15	136%	11	2
Athens	6	6	1	13	6	86%	7	1
Auglaize	0	0	0	0	0	-	0	0
Belmont	4	0	0	4	2	-	2	2
Brown	0	0	0	0	0	-	0	0
Butler	17	23	1	41	26	108%	15	4
Carroll	0	1	0	1	0	0%	1	0
Champaign	0	1	1	2	1	50%	1	0
Clark	30	10	1	41	25	227%	16	10
Clermont	5	6	2	13	9	113%	4	0
Clinton	0	5	0	5	1	20%	4	0
Columbiana	3	4	1	8	6	120%	2	0
Coshocton	0	1	0	1	1	100%	0	0
Crawford	0	0	0	0	0	-	0	0
Cuyahoga	123	308	26	457	236	71%	221	46
Darke	0	5	0	5	3	60%	2	0
Defiance	0	0	0	0	0	-	0	0
Delaware	8	3	0	11	7	233%	4	2
Erie	5	24	11	40	24	69%	16	0
Fairfield	7	5	0	12	7	140%	5	0
Fayette	2	1	0	3	3	300%	0	0
Franklin	183	267	51	501	333	105%	168	37
Fulton	3	2	0	5	5	250%	0	0
Gallia	2	7	1	10	3	38%	7	2
Geauga	9	16	1	26	20	118%	6	1
Greene	9	5	3	17	10	125%	7	1
Guernsey	0	2	0	2	1	50%	1	0
Hamilton	86	78	12	176	112	124%	64	13
Hancock	3	1	0	4	4	400%	0	0
Hardin	0	2	0	2	1	50%	1	0
Harrison	0	0	0	0	0	-	0	0
Henry	10	0	0	10	9	-	1	1
Highland	0	4	0	4	4	100%	0	0
Hocking	0	0	0	0	0	-	0	0
Holmes	2	2	0	4	3	150%	1	0
Huron	1	2	0	3	2	100%	1	1
Jackson	2	1	0	3	2	200%	1	0
Jefferson	3	2	0	5	1	50%	4	2
Knox	0	2	1	3	2	67%	1	0
Lake	10	34	1	45	33	94%	12	1
Lawrence	0	3	0	3	1	33%	2	0

Courts of Common Pleas – General Division
Administrative Appeal Overall Caseloads
2011

County	Cases Pending January 1	New Filings	Reactivations and Transfers	Total Cases	Total Terminations	Clearance Rate	Cases Pending December 31	Cases Pending Beyond Time Guidelines
Licking	9	15	2	26	16	94%	10	3
Logan	2	8	0	10	8	100%	2	0
Lorain	18	30	7	55	29	78%	26	2
Lucas	23	32	6	61	36	95%	25	2
Madison	0	1	0	1	1	100%	0	0
Mahoning	30	20	29	79	61	124%	18	8
Marion	8	5	0	13	8	160%	5	1
Medina	11	12	4	27	23	144%	4	0
Meigs	0	0	0	0	0	-	0	0
Mercer	1	1	0	2	1	100%	1	0
Miami	9	3	0	12	11	367%	1	0
Monroe	0	2	0	2	1	50%	1	1
Montgomery	87	87	9	183	109	114%	74	4
Morgan	2	3	0	5	3	100%	2	1
Morrow	2	2	1	5	4	133%	1	0
Muskingum	1	1	1	3	2	100%	1	0
Noble	1	2	0	3	0	0%	3	1
Ottawa	5	6	0	11	5	83%	6	1
Paulding	0	0	0	0	0	-	0	0
Perry	2	0	0	2	2	-	0	0
Pickaway	0	0	0	0	0	-	0	0
Pike	0	0	0	0	0	-	0	0
Portage	8	15	1	24	12	75%	12	4
Preble	1	4	0	5	2	50%	3	0
Putnam	0	0	0	0	0	-	0	0
Richland	4	10	0	14	6	60%	8	0
Ross	11	1	0	12	12	1200%	0	0
Sandusky	3	3	0	6	4	133%	2	1
Scioto	2	3	0	5	1	33%	4	1
Seneca	1	2	0	3	2	100%	1	0
Shelby	0	2	0	2	2	100%	0	0
Stark	14	27	2	43	32	110%	11	0
Summit	60	82	5	147	98	113%	49	5
Trumbull	17	18	2	37	17	85%	20	4
Tuscarawas	4	8	1	13	11	122%	2	0
Union	1	2	0	3	1	50%	2	1
Van Wert	0	0	0	0	0	-	0	0
Vinton	0	2	0	2	1	50%	1	0
Warren	22	28	0	50	22	79%	28	12
Washington	1	4	0	5	3	75%	2	0
Wayne	3	1	0	4	3	300%	1	0
Williams	0	1	0	1	1	100%	0	0
Wood	1	4	0	5	3	75%	2	0
Wyandot	0	0	0	0	0	-	0	0
Statewide	924	1,304	184	2,412	1,486	100%	926	180

Courts of Common Pleas – General Division

Administrative Appeal Terminations

2011

County	Jury Trial	Court Trial	Settled or Dismissed Pre Trial	Dismissal	For Want of Prosecution	Magistrate	Diversion or Arbitration	Default	Unavailability of Party	Transferred Out	Private Judge Referral	Bankruptcy Stay/ Interlocutory Appeal	Other Terminations	Total Terminations
Adams	0	0	0	0	0	0	0	0	0	0	0	0	2	2
Allen	0	0	2	5	0	0	0	0	0	0	0	0	3	10
Ashland	0	0	1	1	0	0	0	0	0	0	0	0	1	3
Ashtabula	0	2	1	6	0	0	0	0	0	0	0	0	6	15
Athens	0	0	3	1	0	0	0	0	2	0	0	0	0	6
Auglaize	0	0	0	0	0	0	0	0	0	0	0	0	0	0
Belmont	0	0	0	0	0	0	0	1	0	0	0	0	1	2
Brown	0	0	0	0	0	0	0	0	0	0	0	0	0	0
Butler	0	0	6	6	0	0	0	1	0	2	0	0	11	26
Carroll	0	0	0	0	0	0	0	0	0	0	0	0	0	0
Champaign	0	0	0	0	0	0	0	0	1	0	0	0	0	1
Clark	0	1	17	0	1	0	0	0	0	6	0	0	0	25
Clermont	0	0	1	1	0	0	0	0	0	0	0	0	7	9
Clinton	0	0	0	1	0	0	0	0	0	0	0	0	0	1
Columbiana	0	0	1	2	0	0	0	0	0	0	0	0	3	6
Coshocton	0	0	0	0	0	0	0	0	0	0	0	0	1	1
Crawford	0	0	0	0	0	0	0	0	0	0	0	0	0	0
Cuyahoga	0	1	0	80	0	0	2	0	0	16	0	2	135	236
Darke	0	0	0	0	1	0	1	0	0	0	0	0	1	3
Defiance	0	0	0	0	0	0	0	0	0	0	0	0	0	0
Delaware	0	0	3	1	0	0	0	0	0	0	0	0	3	7
Erie	0	0	1	0	0	0	0	0	9	1	0	0	13	24
Fairfield	0	0	1	5	0	0	0	0	0	0	0	0	1	7
Fayette	0	0	0	0	0	0	0	0	0	0	0	0	3	3
Franklin	0	0	20	59	9	89	0	19	1	13	0	10	113	333
Fulton	0	1	3	1	0	0	0	0	0	0	0	0	0	5
Gallia	0	0	1	0	0	0	0	0	0	1	0	0	1	3
Geauga	0	0	0	4	1	0	0	0	0	0	0	0	15	20
Greene	0	0	0	3	0	0	0	0	0	2	0	0	5	10
Guernsey	0	0	0	1	0	0	0	0	0	0	0	0	0	1
Hamilton*	0	0	0	16	15	13	0	0	0	10	0	0	58	112
Hancock	0	0	0	0	1	0	0	0	0	0	0	0	3	4
Hardin	0	0	0	1	0	0	0	0	0	0	0	0	0	1
Harrison	0	0	0	0	0	0	0	0	0	0	0	0	0	0
Henry	0	0	0	2	0	0	0	0	0	0	0	0	7	9
Highland	0	0	0	3	0	0	0	0	0	0	0	0	1	4
Hocking	0	0	0	0	0	0	0	0	0	0	0	0	0	0
Holmes	0	0	0	1	0	0	0	0	0	0	0	0	2	3
Huron	0	0	0	2	0	0	0	0	0	0	0	0	0	2
Jackson	0	0	1	0	0	0	0	1	0	0	0	0	0	2
Jefferson	0	0	0	1	0	0	0	0	0	0	0	0	0	1
Knox	0	0	0	0	0	0	0	0	0	1	0	0	1	2
Lake	0	0	1	4	1	1	0	0	0	0	0	0	26	33
Lawrence	0	0	0	0	0	1	0	0	0	0	0	0	0	1

* Hamilton County has advised the Supreme Court that it qualifies the accuracy of its reported terminations data with the following statement: "Due to coding issues, Line 18 [from the Form A statistical reporting form] 'Other Terminations' included some cases that were disposed of via other means such as Trials, Magistrate, or Default Dispositions."

Courts of Common Pleas – General Division

Administrative Appeal Terminations

2011

County	Jury Trial	Court Trial	Settled or Dismissed Pre Trial	Dismissal	For Want of Prosecution	Magistrate	Diversion or Arbitration	Default	Unavailability of Party	Transferred Out	Private Judge Referral	Bankruptcy Stay/ Interlocutory Appeal	Other Terminations	Total Terminations
Licking	0	0	1	7	0	0	0	0	0	1	0	1	6	16
Logan	0	2	2	0	0	0	0	0	0	0	0	4	0	8
Lorain	0	0	7	10	0	1	0	0	0	2	0	0	9	29
Lucas	0	0	0	12	0	0	0	0	0	1	0	0	23	36
Madison	0	0	0	0	0	0	0	0	0	1	0	0	0	1
Mahoning	0	0	4	11	0	8	0	4	0	1	0	4	29	61
Marion	0	1	2	1	1	0	0	0	0	0	0	0	3	8
Medina	0	0	3	4	0	1	0	0	0	3	0	1	11	23
Meigs	0	0	0	0	0	0	0	0	0	0	0	0	0	0
Mercer	0	0	0	0	0	0	0	0	0	1	0	0	0	1
Miami	0	0	0	1	0	0	0	0	0	0	0	0	10	11
Monroe	0	0	0	0	0	0	0	1	0	0	0	0	0	1
Montgomery	0	0	6	40	0	0	0	13	0	7	0	0	43	109
Morgan	0	0	0	1	0	0	0	0	0	1	0	0	1	3
Morrow	0	0	2	1	0	1	0	0	0	0	0	0	0	4
Muskingum	0	0	0	0	0	0	0	0	0	0	0	0	2	2
Noble	0	0	0	0	0	0	0	0	0	0	0	0	0	0
Ottawa	0	0	0	0	1	0	0	0	0	0	0	0	4	5
Paulding	0	0	0	0	0	0	0	0	0	0	0	0	0	0
Perry	0	0	0	0	0	0	0	0	0	0	0	0	2	2
Pickaway	0	0	0	0	0	0	0	0	0	0	0	0	0	0
Pike	0	0	0	0	0	0	0	0	0	0	0	0	0	0
Portage	0	0	2	1	0	0	0	0	0	1	0	0	8	12
Preble	0	1	0	0	0	0	0	0	0	0	0	0	1	2
Putnam	0	0	0	0	0	0	0	0	0	0	0	0	0	0
Richland	0	0	1	0	1	0	1	0	0	0	0	0	3	6
Ross	0	3	0	7	0	0	0	0	0	1	0	0	1	12
Sandusky	0	0	1	3	0	0	0	0	0	0	0	0	0	4
Scioto	0	0	0	1	0	0	0	0	0	0	0	0	0	1
Seneca	0	0	0	0	0	0	0	0	0	0	0	0	2	2
Shelby	0	0	1	0	1	0	0	0	0	0	0	0	0	2
Stark	0	0	7	3	1	0	0	1	0	0	0	1	19	32
Summit	0	1	11	25	6	1	0	2	0	3	0	0	49	98
Trumbull	0	6	8	1	0	0	0	0	0	1	0	0	1	17
Tuscarawas	0	1	3	0	0	0	0	0	0	0	0	2	5	11
Union	0	0	0	0	1	0	0	0	0	0	0	0	0	1
Van Wert	0	0	0	0	0	0	0	0	0	0	0	0	0	0
Vinton	0	1	0	0	0	0	0	0	0	0	0	0	0	1
Warren	0	3	3	4	0	0	0	0	0	0	0	0	12	22
Washington	0	0	2	0	0	0	0	0	0	1	0	0	0	3
Wayne	0	0	1	0	0	0	0	0	0	0	0	0	2	3
Williams	0	0	0	0	0	0	0	0	0	1	0	0	0	1
Wood	0	0	1	0	0	0	0	0	0	0	0	0	2	3
Wyandot	0	0	0	0	0	0	0	0	0	0	0	0	0	0
Statewide	0	24	131	340	41	116	4	43	13	78	0	25	671	1,486

Courts of Common Pleas – General Division
Complex Litigation Overall Caseloads
2011

County	Cases Pending January 1	New Filings	Reactivations and Transfers	Total Cases	Total Terminations	Clearance Rate	Cases Pending December 31	Cases Pending Beyond Time Guidelines
Adams	0	0	0	0	0	-	0	0
Allen	0	0	0	0	0	-	0	0
Ashland	2	0	0	2	0	-	2	1
Ashtabula	0	0	0	0	0	-	0	0
Athens	0	0	1	1	0	0%	1	0
Auglaize	0	0	0	0	0	-	0	0
Belmont	0	0	0	0	0	-	0	0
Brown	0	0	0	0	0	-	0	0
Butler	1	0	3	4	1	33%	3	0
Carroll	0	0	0	0	0	-	0	0
Champaign	0	0	0	0	0	-	0	0
Clark	0	0	0	0	0	-	0	0
Clermont	1	0	1	2	2	200%	0	0
Clinton	0	0	0	0	0	-	0	0
Columbiana	2	0	2	4	4	200%	0	0
Coshocton	1	0	1	2	1	100%	1	0
Crawford	0	0	0	0	0	-	0	0
Cuyahoga	6	0	1	7	4	400%	3	0
Darke	0	0	0	0	0	-	0	0
Defiance	0	0	0	0	0	-	0	0
Delaware	0	0	0	0	0	-	0	0
Erie	2	0	1	3	1	100%	2	0
Fairfield	0	0	0	0	0	-	0	0
Fayette	0	0	1	1	0	0%	1	0
Franklin	18	0	3	21	4	133%	17	0
Fulton	0	0	0	0	0	-	0	0
Gallia	0	0	0	0	0	-	0	0
Geauga	0	0	0	0	0	-	0	0
Greene	1	0	0	1	1	-	0	0
Guernsey	9	0	3	12	7	233%	5	0
Hamilton	8	0	1	9	6	600%	3	1
Hancock	0	0	0	0	0	-	0	0
Hardin	0	0	0	0	0	-	0	0
Harrison	0	0	0	0	0	-	0	0
Henry	0	0	0	0	0	-	0	0
Highland	0	0	0	0	0	-	0	0
Hocking	0	0	0	0	0	-	0	0
Holmes	1	0	0	1	1	-	0	0
Huron	0	0	0	0	0	-	0	0
Jackson	0	0	0	0	0	-	0	0
Jefferson	0	0	0	0	0	-	0	0
Knox	0	0	0	0	0	-	0	0
Lake	1	0	1	2	1	100%	1	0
Lawrence	0	0	0	0	0	-	0	0

Courts of Common Pleas – General Division
Complex Litigation Overall Caseloads
2011

County	Cases Pending January 1	New Filings	Reactivations and Transfers	Total Cases	Total Terminations	Clearance Rate	Cases Pending December 31	Cases Pending Beyond Time Guidelines
Licking	0	0	0	0	0	-	0	0
Logan	1	0	0	1	1	-	0	0
Lorain	0	0	1	1	1	100%	0	0
Lucas	20	0	12	32	12	100%	20	5
Madison	0	0	0	0	0	-	0	0
Mahoning	0	0	0	0	0	-	0	0
Marion	0	0	0	0	0	-	0	0
Medina	3	0	1	4	2	200%	2	1
Meigs	0	0	0	0	0	-	0	0
Mercer	0	0	0	0	0	-	0	0
Miami	0	0	1	1	0	0%	1	0
Monroe	0	0	0	0	0	-	0	0
Montgomery	0	0	0	0	0	-	0	0
Morgan	0	0	0	0	0	-	0	0
Morrow	0	0	6	6	5	83%	1	0
Muskingum	0	0	0	0	0	-	0	0
Noble	0	0	0	0	0	-	0	0
Ottawa	0	0	3	3	1	33%	2	0
Paulding	0	0	0	0	0	-	0	0
Perry	0	0	0	0	0	-	0	0
Pickaway	0	0	1	1	0	0%	1	0
Pike	0	0	0	0	0	-	0	0
Portage	0	0	0	0	0	-	0	0
Preble	0	0	0	0	0	-	0	0
Putnam	0	0	0	0	0	-	0	0
Richland	2	0	1	3	1	100%	2	0
Ross	1	0	0	1	1	-	0	0
Sandusky	0	0	0	0	0	-	0	0
Scioto	0	0	0	0	0	-	0	0
Seneca	0	0	1	1	0	0%	1	0
Shelby	0	0	1	1	0	0%	1	0
Stark	2	0	3	5	1	33%	4	0
Summit	4	0	1	5	4	400%	1	0
Trumbull	1	0	3	4	1	33%	3	0
Tuscarawas	0	0	0	0	0	-	0	0
Union	1	0	0	1	0	-	1	0
Van Wert	0	0	0	0	0	-	0	0
Vinton	0	0	0	0	0	-	0	0
Warren	0	0	0	0	0	-	0	0
Washington	0	0	1	1	1	100%	0	0
Wayne	0	0	1	1	1	100%	0	0
Williams	0	0	0	0	0	-	0	0
Wood	1	0	3	4	2	67%	2	0
Wyandot	0	0	0	0	0	-	0	0
Statewide	89	0	59	148	67	114%	81	8

Courts of Common Pleas – General Division

Complex Litigation Terminations

2011

County	Jury Trial	Court Trial	Settled or Dismissed Pre Trial	Dismissal	For Want of Prosecution	Magistrate	Diversion or Arbitration	Default	Unavailability of Party	Transferred Out	Private Judge Referral	Bankruptcy Stay/ Interlocutory Appeal	Other Terminations	Total Terminations
Adams	0	0	0	0	0	0	0	0	0	0	0	0	0	0
Allen	0	0	0	0	0	0	0	0	0	0	0	0	0	0
Ashland	0	0	0	0	0	0	0	0	0	0	0	0	0	0
Ashtabula	0	0	0	0	0	0	0	0	0	0	0	0	0	0
Athens	0	0	0	0	0	0	0	0	0	0	0	0	0	0
Auglaize	0	0	0	0	0	0	0	0	0	0	0	0	0	0
Belmont	0	0	0	0	0	0	0	0	0	0	0	0	0	0
Brown	0	0	0	0	0	0	0	0	0	0	0	0	0	0
Butler	0	0	1	0	0	0	0	0	0	0	0	0	0	1
Carroll	0	0	0	0	0	0	0	0	0	0	0	0	0	0
Champaign	0	0	0	0	0	0	0	0	0	0	0	0	0	0
Clark	0	0	0	0	0	0	0	0	0	0	0	0	0	0
Clermont	0	0	0	0	0	0	0	0	0	0	0	2	0	2
Clinton	0	0	0	0	0	0	0	0	0	0	0	0	0	0
Columbiana	0	1	0	2	0	0	0	0	0	0	0	0	1	4
Coshocton	0	0	0	0	0	0	0	0	0	0	0	1	0	1
Crawford	0	0	0	0	0	0	0	0	0	0	0	0	0	0
Cuyahoga	0	0	0	4	0	0	0	0	0	0	0	0	0	4
Darke	0	0	0	0	0	0	0	0	0	0	0	0	0	0
Defiance	0	0	0	0	0	0	0	0	0	0	0	0	0	0
Delaware	0	0	0	0	0	0	0	0	0	0	0	0	0	0
Erie	0	0	1	0	0	0	0	0	0	0	0	0	0	1
Fairfield	0	0	0	0	0	0	0	0	0	0	0	0	0	0
Fayette	0	0	0	0	0	0	0	0	0	0	0	0	0	0
Franklin	0	1	1	0	0	0	0	0	0	0	0	1	1	4
Fulton	0	0	0	0	0	0	0	0	0	0	0	0	0	0
Gallia	0	0	0	0	0	0	0	0	0	0	0	0	0	0
Geauga	0	0	0	0	0	0	0	0	0	0	0	0	0	0
Greene	1	0	0	0	0	0	0	0	0	0	0	0	0	1
Guernsey	0	1	6	0	0	0	0	0	0	0	0	0	0	7
Hamilton*	0	0	0	3	2	0	0	0	0	0	0	0	1	6
Hancock	0	0	0	0	0	0	0	0	0	0	0	0	0	0
Hardin	0	0	0	0	0	0	0	0	0	0	0	0	0	0
Harrison	0	0	0	0	0	0	0	0	0	0	0	0	0	0
Henry	0	0	0	0	0	0	0	0	0	0	0	0	0	0
Highland	0	0	0	0	0	0	0	0	0	0	0	0	0	0
Hocking	0	0	0	0	0	0	0	0	0	0	0	0	0	0
Holmes	0	0	0	1	0	0	0	0	0	0	0	0	0	1
Huron	0	0	0	0	0	0	0	0	0	0	0	0	0	0
Jackson	0	0	0	0	0	0	0	0	0	0	0	0	0	0
Jefferson	0	0	0	0	0	0	0	0	0	0	0	0	0	0
Knox	0	0	0	0	0	0	0	0	0	0	0	0	0	0
Lake	0	0	1	0	0	0	0	0	0	0	0	0	0	1
Lawrence	0	0	0	0	0	0	0	0	0	0	0	0	0	0

* Hamilton County has advised the Supreme Court that it qualifies the accuracy of its reported terminations data with the following statement: "Due to coding issues, Line 18 [from the Form A statistical reporting form] 'Other Terminations' included some cases that were disposed of via other means such as Trials, Magistrate, or Default Dispositions."

Courts of Common Pleas – General Division

Complex Litigation Terminations

2011

County	Jury Trial	Court Trial	Settled or Dismissed Pre Trial	Dismissal	For Want of Prosecution	Magistrate	Diversion or Arbitration	Default	Unavailability of Party	Transferred Out	Private Judge Referral	Bankruptcy Stay/ Interlocutory Appeal	Other Terminations	Total Terminations
Licking	0	0	0	0	0	0	0	0	0	0	0	0	0	0
Logan	0	0	0	0	0	0	0	0	0	0	0	0	1	1
Lorain	0	0	1	0	0	0	0	0	0	0	0	0	0	1
Lucas	2	0	0	4	0	0	0	0	0	1	0	0	5	12
Madison	0	0	0	0	0	0	0	0	0	0	0	0	0	0
Mahoning	0	0	0	0	0	0	0	0	0	0	0	0	0	0
Marion	0	0	0	0	0	0	0	0	0	0	0	0	0	0
Medina	0	0	2	0	0	0	0	0	0	0	0	0	0	2
Meigs	0	0	0	0	0	0	0	0	0	0	0	0	0	0
Mercer	0	0	0	0	0	0	0	0	0	0	0	0	0	0
Miami	0	0	0	0	0	0	0	0	0	0	0	0	0	0
Monroe	0	0	0	0	0	0	0	0	0	0	0	0	0	0
Montgomery	0	0	0	0	0	0	0	0	0	0	0	0	0	0
Morgan	0	0	0	0	0	0	0	0	0	0	0	0	0	0
Morrow	0	0	4	1	0	0	0	0	0	0	0	0	0	5
Muskingum	0	0	0	0	0	0	0	0	0	0	0	0	0	0
Noble	0	0	0	0	0	0	0	0	0	0	0	0	0	0
Ottawa	0	0	0	0	0	0	0	0	0	0	0	0	1	1
Paulding	0	0	0	0	0	0	0	0	0	0	0	0	0	0
Perry	0	0	0	0	0	0	0	0	0	0	0	0	0	0
Pickaway	0	0	0	0	0	0	0	0	0	0	0	0	0	0
Pike	0	0	0	0	0	0	0	0	0	0	0	0	0	0
Portage	0	0	0	0	0	0	0	0	0	0	0	0	0	0
Preble	0	0	0	0	0	0	0	0	0	0	0	0	0	0
Putnam	0	0	0	0	0	0	0	0	0	0	0	0	0	0
Richland	0	0	0	0	0	0	0	0	0	0	0	0	1	1
Ross	0	0	1	0	0	0	0	0	0	0	0	0	0	1
Sandusky	0	0	0	0	0	0	0	0	0	0	0	0	0	0
Scioto	0	0	0	0	0	0	0	0	0	0	0	0	0	0
Seneca	0	0	0	0	0	0	0	0	0	0	0	0	0	0
Shelby	0	0	0	0	0	0	0	0	0	0	0	0	0	0
Stark	0	0	0	0	0	0	0	0	0	0	0	0	1	1
Summit	0	1	1	1	0	0	0	0	0	0	0	0	1	4
Trumbull	0	0	0	1	0	0	0	0	0	0	0	0	0	1
Tuscarawas	0	0	0	0	0	0	0	0	0	0	0	0	0	0
Union	0	0	0	0	0	0	0	0	0	0	0	0	0	0
Van Wert	0	0	0	0	0	0	0	0	0	0	0	0	0	0
Vinton	0	0	0	0	0	0	0	0	0	0	0	0	0	0
Warren	0	0	0	0	0	0	0	0	0	0	0	0	0	0
Washington	0	0	0	1	0	0	0	0	0	0	0	0	0	1
Wayne	0	0	0	0	0	0	0	0	0	0	0	0	1	1
Williams	0	0	0	0	0	0	0	0	0	0	0	0	0	0
Wood	0	0	1	0	0	0	0	0	0	0	0	0	1	2
Wyandot	0	0	0	0	0	0	0	0	0	0	0	0	0	0
Statewide	3	4	20	18	2	0	0	0	0	1	0	4	15	67

Courts of Common Pleas – General Division

Other Civil Overall Caseloads

2011

County	Cases Pending January 1	New Filings	Reactivations and Transfers	Total Cases	Total Terminations	Clearance Rate	Cases Pending December 31	Cases Pending Beyond Time Guidelines
Adams	63	229	5	297	216	92%	81	3
Allen	161	368	28	557	403	102%	154	6
Ashland	84	158	11	253	186	110%	67	1
Ashtabula	199	297	15	511	357	114%	154	8
Athens	124	275	15	414	282	97%	132	5
Auglaize	25	94	3	122	96	99%	26	0
Belmont	141	225	19	385	203	83%	182	23
Brown	141	491	32	664	508	97%	156	2
Butler	621	2,074	75	2,770	2,108	98%	662	7
Carroll	32	64	3	99	65	97%	34	4
Champaign	45	158	26	229	171	93%	58	0
Clark	211	230	8	449	280	118%	169	37
Clermont	372	946	47	1,365	1,033	104%	332	3
Clinton	72	105	3	180	121	112%	59	4
Columbiana	154	274	11	439	311	109%	128	2
Coshocton	81	160	6	247	176	106%	71	1
Crawford	72	177	23	272	199	100%	73	3
Cuyahoga	4,315	9,728	1,081	15,124	10,886	101%	4,238	139
Darke	65	181	6	252	214	114%	38	0
Defiance	169	185	0	354	273	148%	81	0
Delaware	338	528	59	925	658	112%	267	11
Erie	264	368	34	666	370	92%	296	9
Fairfield	251	365	14	630	424	112%	206	8
Fayette	52	88	2	142	97	108%	45	0
Franklin	3,158	5,754	920	9,832	6,984	105%	2,848	131
Fulton	56	158	16	230	170	98%	60	5
Gallia	43	114	0	157	110	96%	47	0
Geauga	222	348	42	612	438	112%	174	2
Greene	144	500	20	664	434	83%	230	1
Guernsey	55	81	21	157	113	111%	44	0
Hamilton	2,055	4,510	637	7,202	5,233	102%	1,969	95
Hancock	188	297	17	502	359	114%	143	10
Hardin	48	67	4	119	79	111%	40	1
Harrison	46	51	2	99	63	119%	36	7
Henry	75	93	0	168	124	133%	44	9
Highland	83	240	5	328	227	93%	101	0
Hocking	76	163	12	251	145	83%	106	1
Holmes	32	81	0	113	80	99%	33	0
Huron	89	164	33	286	224	114%	62	2
Jackson	70	82	3	155	71	84%	84	6
Jefferson	203	350	13	566	350	96%	216	25
Knox	106	187	3	296	218	115%	78	0
Lake	523	1,280	47	1,850	1,403	106%	447	7
Lawrence	190	294	11	495	327	107%	168	10

Courts of Common Pleas – General Division
Other Civil Overall Caseloads
2011

County	Cases Pending January 1	New Filings	Reactivations and Transfers	Total Cases	Total Terminations	Clearance Rate	Cases Pending December 31	Cases Pending Beyond Time Guidelines
Licking	257	605	46	908	687	106%	221	8
Logan	66	194	2	262	201	103%	61	0
Lorain	870	1,782	209	2,861	2,133	107%	728	48
Lucas	977	2,212	240	3,429	2,539	104%	890	19
Madison	47	108	28	183	134	99%	49	0
Mahoning	1,289	2,154	168	3,611	2,600	112%	1,011	54
Marion	160	414	58	632	468	99%	164	6
Medina	357	794	34	1,185	883	107%	302	3
Meigs	22	50	11	83	65	107%	18	0
Mercer	59	56	4	119	88	147%	31	0
Miami	119	387	14	520	398	99%	122	0
Monroe	21	46	2	69	38	79%	31	3
Montgomery	1,165	3,101	271	4,537	3,462	103%	1,075	25
Morgan	63	100	16	179	125	108%	54	9
Morrow	171	124	10	305	227	169%	78	3
Muskingum	101	184	8	293	193	101%	100	8
Noble	35	52	5	92	52	91%	40	7
Ottawa	261	429	6	696	490	113%	206	13
Paulding	39	85	4	128	95	107%	33	6
Perry	43	80	11	134	95	104%	39	0
Pickaway	180	208	22	410	282	123%	128	0
Pike	87	146	6	239	142	93%	97	11
Portage	435	595	17	1,047	656	107%	391	32
Preble	163	206	6	375	277	131%	98	2
Putnam	31	60	1	92	63	103%	29	2
Richland	331	737	30	1,098	852	111%	246	5
Ross	334	320	25	679	510	148%	169	6
Sandusky	137	223	19	379	262	108%	117	4
Scioto	206	453	42	701	480	97%	221	2
Seneca	53	176	7	236	195	107%	41	1
Shelby	51	129	3	183	141	107%	42	0
Stark	340	1,047	101	1,488	1,199	104%	289	0
Summit	1,055	2,348	174	3,577	2,553	101%	1,024	28
Trumbull	815	1,251	29	2,095	1,374	107%	721	42
Tuscarawas	261	800	33	1,094	779	94%	315	2
Union	92	145	3	240	182	123%	58	1
Van Wert	106	159	6	271	224	136%	47	0
Vinton	17	32	0	49	34	106%	15	0
Warren	518	859	64	1,441	1,015	110%	426	8
Washington	83	168	31	282	195	98%	87	1
Wayne	164	332	12	508	351	102%	157	0
Williams	47	84	5	136	96	108%	40	1
Wood	193	412	30	635	464	105%	171	0
Wyandot	25	64	9	98	81	111%	17	1
Statewide	27,360	56,493	5,154	89,007	64,169	104%	24,838	949

Courts of Common Pleas – General Division

Other Civil Terminations

2011

County	Jury Trial	Court Trial	Settled or Dismissed Pre Trial	Dismissal	For Want of Prosecution	Magistrate	Diversion or Arbitration	Default	Unavailability of Party	Transferred Out	Private Judge Referral	Bankruptcy Stay/ Interlocutory Appeal	Other Terminations	Total Terminations
Adams	0	2	2	59	8	24	0	105	0	6	0	0	10	216
Allen	3	5	69	129	13	0	0	62	0	3	0	15	104	403
Ashland	0	5	50	21	1	14	2	65	1	3	0	7	17	186
Ashtabula	1	1	50	94	0	0	0	147	0	9	0	20	35	357
Athens	2	21	65	44	5	0	0	75	3	8	0	5	54	282
Auglaize	0	16	11	28	0	0	0	18	0	1	0	1	21	96
Belmont	0	1	4	60	0	0	0	61	0	11	0	6	60	203
Brown	1	3	37	62	3	146	1	165	27	0	0	7	56	508
Butler	3	6	151	265	30	0	0	616	0	46	0	50	941	2,108
Carroll	0	2	17	2	10	0	0	23	0	3	0	1	7	65
Champaign	0	76	35	4	12	0	1	26	6	1	0	3	7	171
Clark	0	1	74	4	6	2	0	115	0	61	0	17	0	280
Clermont	6	4	102	406	0	190	2	188	2	50	0	20	63	1,033
Clinton	1	0	0	33	5	0	0	36	1	2	0	5	38	121
Columbiana	3	17	41	33	37	19	2	81	0	10	0	12	56	311
Coshocton	0	1	11	33	1	1	0	99	0	5	0	6	19	176
Crawford	1	4	27	19	3	67	0	38	0	3	0	4	33	199
Cuyahoga	20	41	56	3,713	0	16	11	3,492	1	1,198	0	335	2,003	10,886
Darke	0	29	26	61	4	5	1	62	0	0	0	14	12	214
Defiance	0	37	20	68	16	0	30	97	0	2	0	0	3	273
Delaware	0	33	161	86	18	40	0	157	0	21	0	32	110	658
Erie	1	0	35	107	2	4	0	63	0	19	0	6	133	370
Fairfield	1	5	10	142	0	0	0	168	0	9	0	17	72	424
Fayette	0	9	19	25	2	2	1	17	0	1	0	3	18	97
Franklin	13	23	474	1,418	85	1,760	8	1,696	7	293	1	361	845	6,984
Fulton	0	14	54	1	8	0	0	83	0	0	0	8	2	170
Gallia	0	1	21	14	8	14	0	39	0	0	0	1	12	110
Geauga	3	5	9	100	47	19	12	140	0	2	0	12	89	438
Greene	0	1	0	155	9	7	0	142	0	14	0	34	72	434
Guernsey	0	8	33	7	11	8	1	17	0	4	0	3	21	113
Hamilton*	6	3	25	599	691	1,271	2	638	0	619	0	78	1,301	5,233
Hancock	3	25	50	35	80	0	2	72	0	35	0	8	49	359
Hardin	0	1	3	33	5	2	1	15	0	0	0	7	12	79
Harrison	0	9	14	11	0	0	1	16	1	0	0	1	10	63
Henry	1	0	11	28	0	0	0	12	0	2	0	1	69	124
Highland	1	5	37	31	8	0	0	114	0	1	0	5	25	227
Hocking	0	23	67	46	0	0	0	1	0	0	0	7	1	145
Holmes	1	7	20	10	0	0	1	26	0	0	0	2	13	80
Huron	0	1	17	29	17	0	1	90	0	3	0	8	58	224
Jackson	1	0	17	0	0	0	0	47	0	0	0	0	6	71
Jefferson	1	2	26	107	0	0	0	68	0	14	0	14	118	350
Knox	0	3	26	35	0	0	0	0	0	1	0	7	146	218
Lake	6	5	113	125	243	212	1	403	0	43	0	79	173	1,403
Lawrence	0	1	12	65	9	190	0	11	0	4	0	8	27	327

* Hamilton County has advised the Supreme Court that it qualifies the accuracy of its reported terminations data with the following statement: "Due to coding issues, Line 18 [from the Form A statistical reporting form] 'Other Terminations' included some cases that were disposed of via other means such as Trials, Magistrate, or Default Dispositions."

Courts of Common Pleas – General Division

Other Civil Terminations

2011

County	Jury Trial	Court Trial	Settled or Dismissed Pre Trial	Dismissal	For Want of Prosecution	Magistrate	Diversion or Arbitration	Default	Unavailability of Party	Transferred Out	Private Judge Referral	Bankruptcy Stay/ Interlocutory Appeal	Other Terminations	Total Terminations
Licking	1	5	31	174	1	108	0	157	0	25	0	23	162	687
Logan	1	5	27	55	0	37	0	55	0	3	0	7	11	201
Lorain	2	23	332	481	26	75	3	848	11	43	0	113	176	2,133
Lucas	5	21	222	492	71	1	4	572	1	184	0	67	899	2,539
Madison	0	7	6	23	1	0	0	14	0	2	0	6	75	134
Mahoning	6	4	321	913	0	423	1	686	23	71	0	81	71	2,600
Marion	5	133	73	68	25	0	1	72	1	31	0	13	46	468
Medina	5	0	406	50	3	48	0	116	0	37	0	40	178	883
Meigs	0	0	20	0	2	0	0	30	0	0	3	0	10	65
Mercer	1	1	26	1	15	0	0	17	0	3	0	4	20	88
Miami	0	11	13	73	12	120	1	86	4	10	0	16	52	398
Monroe	0	0	0	15	0	0	0	20	0	0	0	0	3	38
Montgomery	1	5	207	1,029	46	47	0	1,591	2	94	0	96	344	3,462
Morgan	1	12	16	30	1	0	1	43	1	1	0	3	16	125
Morrow	2	1	59	15	23	0	0	69	0	7	0	11	40	227
Muskingum	1	3	54	16	1	0	0	74	0	10	0	13	21	193
Noble	0	3	2	21	1	0	1	12	0	0	0	4	8	52
Ottawa	0	1	0	87	50	0	1	203	0	7	0	11	130	490
Paulding	8	0	0	21	0	0	0	53	0	0	0	0	13	95
Perry	1	1	23	0	2	0	0	36	0	5	1	5	21	95
Pickaway	2	1	109	1	17	30	0	97	4	6	0	12	3	282
Pike	0	1	31	15	0	0	1	57	0	2	0	9	26	142
Portage	1	0	141	90	3	44	0	246	1	12	0	33	85	656
Preble	2	6	28	24	20	0	0	122	0	3	0	21	51	277
Putnam	0	14	0	24	0	10	0	0	0	3	0	5	7	63
Richland	0	2	120	138	69	106	1	268	0	11	0	36	101	852
Ross	1	21	47	134	1	58	2	112	1	29	0	12	92	510
Sandusky	1	1	4	55	0	0	2	165	0	8	0	7	19	262
Scioto	3	10	54	120	8	0	2	115	1	44	0	16	107	480
Seneca	1	17	33	25	0	24	0	57	4	4	0	6	24	195
Shelby	0	8	10	31	22	0	0	56	0	4	0	2	8	141
Stark	8	16	266	89	70	10	38	374	0	66	1	71	190	1,199
Summit	17	15	456	334	88	231	45	718	0	176	0	115	358	2,553
Trumbull	2	102	516	184	0	3	3	344	0	43	0	86	91	1,374
Tuscarawas	5	46	113	44	124	2	1	321	5	13	0	36	69	779
Union	0	5	7	41	11	0	0	58	0	7	0	17	36	182
Van Wert	0	3	16	39	10	2	0	112	0	3	0	15	24	224
Vinton	0	5	8	0	0	0	1	17	0	0	0	0	3	34
Warren	7	26	181	201	0	0	0	405	0	10	0	24	161	1,015
Washington	0	14	45	30	2	0	0	63	1	2	0	20	18	195
Wayne	2	1	130	22	8	1	1	88	0	9	0	19	70	351
Williams	0	0	13	27	0	0	0	43	2	3	0	6	2	96
Wood	5	4	68	66	49	2	23	132	0	24	0	25	66	464
Wyandot	0	2	3	18	4	11	0	24	0	2	0	5	12	81
Statewide	176	1,012	6,339	13,663	2,183	5,406	214	18,354	111	3,524	6	2,341	10,840	64,169

Courts of Common Pleas – General Division

Criminal Overall Caseloads

2011

County	Cases Pending January 1	New Filings	Reactivations and Transfers	Total Cases	Total Terminations	Clearance Rate	Cases Pending December 31	Cases Pending Beyond Time Guidelines
Adams	172	146	19	337	276	167%	61	6
Allen	112	471	24	607	484	98%	123	7
Ashland	28	134	6	168	119	85%	49	6
Ashtabula	183	452	115	750	576	102%	174	14
Athens	236	266	312	814	636	110%	178	30
Auglaize	58	178	13	249	208	109%	41	0
Belmont	111	316	20	447	318	95%	129	45
Brown	55	294	37	386	306	92%	80	3
Butler	626	2,147	1,304	4,077	3,384	98%	693	29
Carroll	11	112	7	130	93	78%	37	3
Champaign	70	306	51	427	366	103%	61	0
Clark	263	1,011	226	1,500	1,233	100%	267	20
Clermont	247	983	315	1,545	1,303	100%	242	18
Clinton	186	314	13	513	380	116%	133	6
Columbiana	146	314	28	488	283	83%	205	80
Coshocton	31	109	27	167	126	93%	41	5
Crawford	83	224	4	311	197	86%	114	23
Cuyahoga	4,219	13,166	1,732	19,117	15,281	103%	3,836	592
Darke	76	232	2	310	230	98%	80	0
Defiance	133	245	0	378	258	105%	120	0
Delaware	259	735	116	1,110	818	96%	292	44
Erie	174	471	124	769	535	90%	234	13
Fairfield	144	580	50	774	593	94%	181	33
Fayette	71	282	11	364	283	97%	81	0
Franklin	3,533	6,589	2,146	12,268	9,063	104%	3,205	500
Fulton	71	62	72	205	149	111%	56	16
Gallia	110	296	1	407	323	109%	84	9
Geauga	63	160	42	265	209	103%	56	2
Greene	234	711	32	977	748	101%	229	17
Guernsey	57	170	28	255	197	99%	58	1
Hamilton	2,206	7,225	1,847	11,278	8,862	98%	2,416	420
Hancock	132	319	29	480	327	94%	153	17
Hardin	106	228	21	355	231	93%	124	7
Harrison	41	113	3	157	88	76%	69	3
Henry	54	99	0	153	96	97%	57	12
Highland	47	182	13	242	206	106%	36	0
Hocking	74	276	0	350	256	93%	94	0
Holmes	40	174	0	214	196	113%	18	1
Huron	98	176	25	299	230	114%	69	2
Jackson	102	134	15	251	177	119%	74	15
Jefferson	47	221	7	275	180	79%	95	20
Knox	74	199	12	285	193	91%	92	20
Lake	135	502	34	671	537	100%	134	6
Lawrence	60	334	10	404	343	100%	61	5

Courts of Common Pleas – General Division
Criminal Overall Caseloads
2011

County	Cases Pending January 1	New Filings	Reactivations and Transfers	Total Cases	Total Terminations	Clearance Rate	Cases Pending December 31	Cases Pending Beyond Time Guidelines
Licking	265	607	89	961	769	110%	192	6
Logan	58	198	19	275	192	88%	83	3
Lorain	1,147	1,602	469	3,218	2,121	102%	1,097	332
Lucas	534	1,877	128	2,539	1,974	98%	565	29
Madison	21	186	43	250	189	83%	61	3
Mahoning	649	1,240	461	2,350	1,668	98%	682	277
Marion	216	625	157	998	797	102%	201	12
Medina	249	665	161	1,075	800	97%	275	0
Meigs	132	181	2	315	242	132%	73	17
Mercer	59	184	11	254	179	92%	75	16
Miami	83	348	13	444	355	98%	89	0
Monroe	50	71	1	122	78	108%	44	11
Montgomery	666	3,491	857	5,014	4,190	96%	824	100
Morgan	34	72	19	125	85	93%	40	10
Morrow	138	126	72	336	246	124%	90	28
Muskingum	101	295	10	406	328	108%	78	6
Noble	32	75	35	142	111	101%	31	5
Ottawa	51	117	31	199	129	87%	70	4
Paulding	23	64	40	127	94	90%	33	3
Perry	37	121	7	165	120	94%	45	0
Pickaway	35	351	9	395	346	96%	49	0
Pike	122	273	222	617	493	100%	124	11
Portage	457	826	116	1,399	938	100%	461	136
Preble	64	246	37	347	256	90%	91	10
Putnam	28	9	69	106	77	99%	29	4
Richland	295	813	178	1,286	1,044	105%	242	9
Ross	442	626	107	1,175	888	121%	287	85
Sandusky	91	269	122	482	368	94%	114	21
Scioto	251	655	95	1,001	815	109%	186	12
Seneca	92	249	10	351	258	100%	93	3
Shelby	85	334	8	427	334	98%	93	2
Stark	182	1,343	23	1,548	1,365	100%	183	0
Summit	846	3,692	854	5,392	4,386	96%	1,006	71
Trumbull	313	650	1	964	666	102%	298	102
Tuscarawas	111	305	42	458	349	101%	109	13
Union	89	210	33	332	233	96%	99	19
Van Wert	39	153	1	193	155	101%	38	0
Vinton	39	114	0	153	99	87%	54	9
Warren	271	695	93	1,059	806	102%	253	2
Washington	96	229	291	616	497	96%	119	14
Wayne	182	389	37	608	450	106%	158	0
Williams	72	178	19	269	211	107%	58	9
Wood	234	561	84	879	605	94%	274	29
Wyandot	23	70	34	127	89	86%	38	6
Statewide	23,982	67,043	14,003	105,028	81,292	100%	23,736	3,479

Courts of Common Pleas – General Division

Criminal Terminations

2011

County	Jury Trial	Court Trial	Settled or Dismissed Pre Trial	Dismissal	Dismissal for Lack of Speedy Trial	Diversion or Arbitration	Guilty or No Contest Plea to Original Charge	Guilty or No Contest Plea to Reduced Charge	Unavailability of Party	Transferred Out	Bankruptcy Stay/ Interlocutory Appeal	Other Terminations	Total Terminations
Adams	7	0	1	28	0	1	78	116	36	4	1	4	276
Allen	10	5	0	12	0	23	146	279	8	1	0	0	484
Ashland	2	0	0	9	0	1	25	75	2	0	0	5	119
Ashtabula	11	1	2	88	0	1	128	228	93	21	1	2	576
Athens	1	0	10	12	0	119	289	39	73	42	0	51	636
Auglaize	2	1	0	9	0	4	42	114	15	19	0	2	208
Belmont	0	0	0	69	0	0	139	14	29	47	0	20	318
Brown	9	3	11	14	0	10	74	151	31	0	0	3	306
Butler	41	5	0	81	0	37	481	973	1,112	472	1	181	3,384
Carroll	3	0	2	0	0	6	29	47	6	0	0	0	93
Champaign	6	0	0	93	0	0	24	195	46	2	0	0	366
Clark	27	3	216	10	1	0	214	496	208	57	0	1	1,233
Clermont	7	4	16	91	0	89	226	614	112	85	0	59	1,303
Clinton	1	0	0	41	0	38	82	202	16	0	0	0	380
Columbiana	7	0	0	5	0	0	155	50	24	11	1	30	283
Coshocton	2	0	0	0	0	0	76	14	3	29	0	2	126
Crawford	2	0	22	1	0	19	115	32	4	2	0	0	197
Cuyahoga	274	159	3	936	0	988	1,875	9,603	800	604	7	32	15,281
Darke	3	2	0	12	0	7	82	113	11	0	0	0	230
Defiance	2	0	0	13	0	9	127	106	0	0	0	1	258
Delaware	22	11	80	1	0	122	139	343	71	24	0	5	818
Erie	3	0	5	21	0	24	81	286	20	81	0	14	535
Fairfield	4	0	64	13	0	34	12	338	103	21	0	4	593
Fayette	15	0	4	11	1	9	210	16	17	0	0	0	283
Franklin	123	32	349	22	0	147	1,507	4,535	777	1,535	0	36	9,063
Fulton	4	3	4	3	0	0	25	102	4	2	0	2	149
Gallia	4	0	80	2	0	0	160	19	50	2	0	6	323
Geauga	1	0	4	4	4	10	15	134	31	2	0	4	209
Greene	10	8	11	12	1	126	358	188	30	4	0	0	748
Guernsey	3	1	2	0	0	0	56	78	25	5	0	27	197
Hamilton*	87	168	4	476	1	221	1,451	3,520	1,296	1,533	0	105	8,862
Hancock	4	0	4	1	7	19	182	87	1	22	0	0	327
Hardin	0	0	1	12	0	13	64	112	18	0	0	11	231
Harrison	1	1	14	3	0	0	36	29	4	0	0	0	88
Henry	1	0	0	10	1	0	45	34	2	0	0	3	96
Highland	10	0	9	18	0	7	98	27	19	0	0	18	206
Hocking	1	0	0	38	0	0	39	143	32	0	0	3	256
Holmes	0	10	0	11	0	0	117	0	0	0	0	58	196
Huron	6	1	2	13	0	9	48	128	20	3	0	0	230
Jackson	2	0	67	4	0	0	58	1	25	3	0	17	177
Jefferson	3	0	1	5	0	1	133	23	6	5	0	3	180
Knox	3	0	4	20	0	19	50	92	0	1	0	4	193
Lake	28	1	15	9	0	24	243	175	34	7	0	1	537
Lawrence	4	0	0	38	0	4	267	23	0	2	0	5	343

* Hamilton County has advised the Supreme Court that it qualifies the accuracy of its reported terminations data with the following statement: "Due to coding issues, Line 18 [from the Form A statistical reporting form] 'Other Terminations' included some cases that were disposed of via other means such as Trials, Magistrate, or Default Dispositions."

Courts of Common Pleas – General Division
Criminal Terminations
2011

County	Jury Trial	Court Trial	Settled or Dismissed Pre Trial	Dismissal	Dismissal for Lack of Speedy Trial	Diversion or Arbitration	Guilty or No Contest Plea to Original Charge	Guilty or No Contest Plea to Reduced Charge	Unavailability of Party	Transferred Out	Bankruptcy Stay/ Interlocutory Appeal	Other Terminations	Total Terminations
Licking	29	12	16	21	0	50	485	47	67	8	2	32	769
Logan	2	0	1	12	0	15	27	114	6	1	2	12	192
Lorain	20	20	2	98	0	80	1,208	249	391	37	0	16	2,121
Lucas	47	8	120	239	0	13	339	1,080	79	21	0	28	1,974
Madison	1	4	4	14	0	0	122	27	8	0	0	9	189
Mahoning	19	7	1	94	0	149	678	317	153	186	41	23	1,668
Marion	8	0	3	14	0	50	206	336	167	12	0	1	797
Medina	29	4	1	52	1	80	394	116	69	40	0	14	800
Meigs	0	1	0	0	16	0	73	113	28	0	0	11	242
Mercer	1	0	0	0	18	3	40	105	12	0	0	0	179
Miami	1	4	0	38	3	8	248	19	30	3	0	1	355
Monroe	1	0	0	19	0	0	41	12	0	0	0	5	78
Montgomery	43	6	0	101	0	621	2,860	45	245	197	32	40	4,190
Morgan	1	1	1	11	0	4	46	3	8	1	0	9	85
Morrow	8	0	10	9	2	15	80	46	42	14	0	20	246
Muskingum	8	0	19	4	1	0	161	121	5	3	5	1	328
Noble	2	6	3	5	0	0	31	43	2	0	0	19	111
Ottawa	2	0	1	19	0	8	2	86	10	1	0	0	129
Paulding	2	0	0	9	0	0	49	5	1	0	0	28	94
Perry	2	0	1	0	0	0	58	28	7	0	0	24	120
Pickaway	5	0	30	16	0	0	196	62	18	0	0	19	346
Pike	1	0	66	3	47	25	127	16	93	4	0	111	493
Portage	9	1	1	72	0	51	382	268	88	61	0	5	938
Preble	7	2	0	0	0	13	46	99	7	1	0	81	256
Putnam	4	0	0	5	0	0	17	43	0	4	0	4	77
Richland	29	4	44	19	2	72	480	253	100	17	0	24	1,044
Ross	19	1	1	83	5	41	504	24	76	70	2	62	888
Sandusky	0	0	1	125	1	34	149	41	3	13	0	1	368
Scioto	13	0	2	107	0	14	216	281	100	52	2	28	815
Seneca	4	0	0	25	0	7	180	29	6	2	0	5	258
Shelby	2	1	0	49	0	7	40	221	4	2	0	8	334
Stark	45	6	15	8	2	6	1,008	137	133	3	0	2	1,365
Summit	99	19	112	10	0	234	714	2,377	706	109	0	6	4,386
Trumbull	13	2	0	40	0	0	309	223	49	18	0	12	666
Tuscarawas	3	2	0	20	1	62	179	35	14	3	2	28	349
Union	1	0	1	26	3	0	72	58	2	18	0	52	233
Van Wert	1	1	7	1	0	1	90	48	1	2	0	3	155
Vinton	2	1	16	0	0	2	6	57	12	0	0	3	99
Warren	16	8	0	35	0	0	207	363	103	3	0	71	806
Washington	10	54	46	46	0	0	112	44	35	5	1	144	497
Wayne	7	13	8	2	1	16	162	146	32	27	0	36	450
Williams	1	0	4	8	0	6	114	68	7	3	0	0	211
Wood	20	4	29	12	0	24	224	200	67	1	0	24	605
Wyandot	1	0	1	7	0	4	38	24	3	0	0	11	89
Statewide	1,294	611	1,574	3,749	119	3,856	22,521	31,923	8,203	5,590	100	1,752	81,292

COURTS OF COMMON PLEAS

Domestic Relations Division

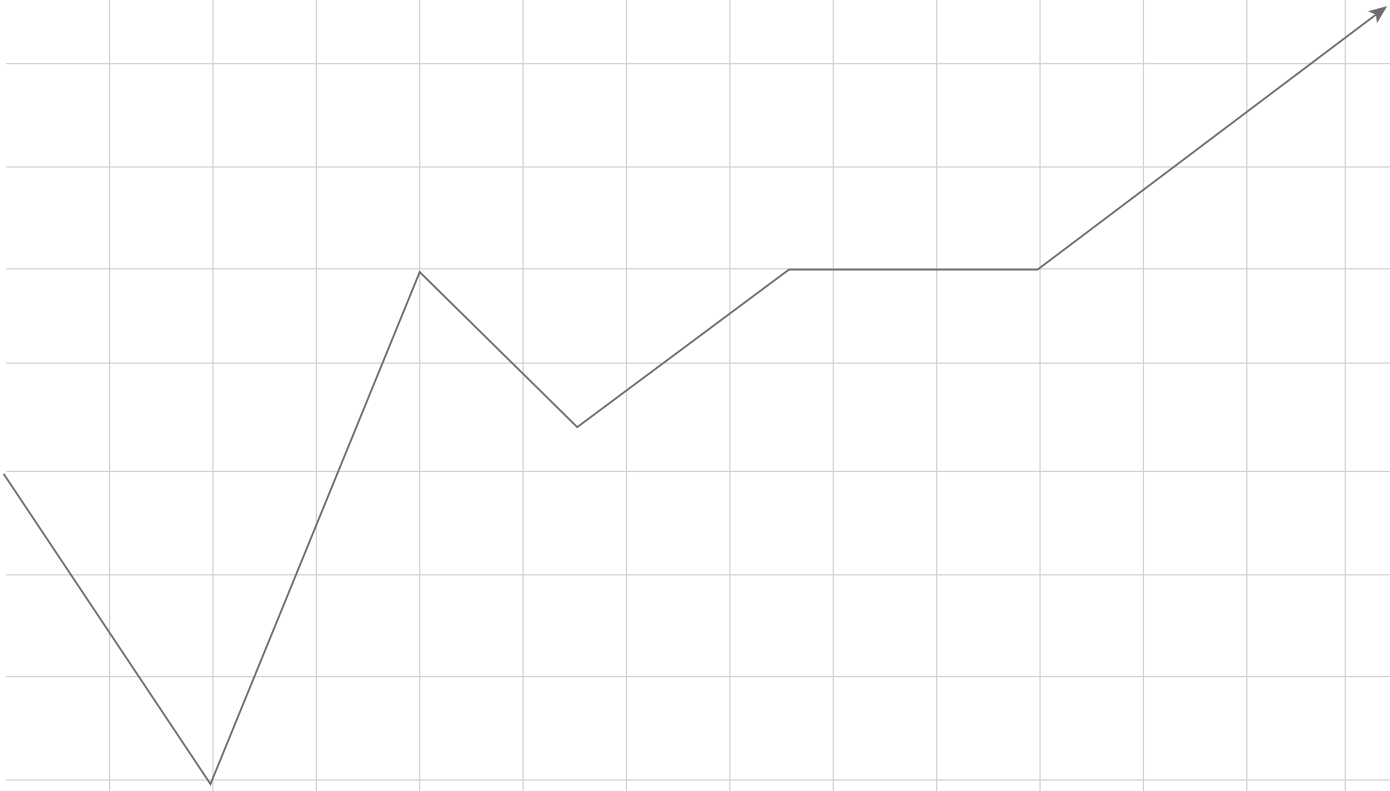

Courts of Common Pleas – Domestic Relations Division

Composite Report for Entire State

2011

	Marriage Terminations With Children	Marriage Terminations Without Children	Marriage Dissolutions With Children	Marriage Dissolutions Without Children	Change of Custody	Enforcement or Modification of Visitation	Enforcement or Modification of Support	Domestic Violence	U.I.F.S.A.	Parentage	All Others	Total
Cases Pending Beginning of Year	9,201	5,958	1,163	1,210	2,824	1,355	8,615	1,647	250	669	3,257	36,149
New Cases Filed	14,218	13,586	8,198	10,364	418	146	2,034	19,189	995	1,831	520	71,499
Transferred in, Reactivated or Redesignated Cases	1,940	969	257	186	7,046	3,268	29,832	1,705	90	302	13,509	59,104
Total Cases	25,359	20,513	9,618	11,760	10,288	4,769	40,481	22,541	1,335	2,802	17,286	166,752
Cases Terminated By:												
Judge: Default, Uncontested, Dissolution	5,731	7,159	4,647	6,307	851	141	2,276	1,230	118	155	599	29,214
Magistrate: Default, Uncontested, Dissolution	2,579	2,210	2,858	3,340	1,140	511	5,368	1,436	147	839	1,115	21,543
Trial by Judge	1,731	985	72	97	407	203	1,696	860	19	22	862	6,954
Trial by Magistrate	2,284	1,400	116	109	2,163	1,167	9,366	6,900	264	404	2,985	27,158
Voluntary Dismissal	1,623	1,253	242	252	697	382	2,959	3,790	121	223	1,610	13,152
Mediation/Conciliation	741	250	5	2	156	111	101	14	2	38	40	1,460
Bankruptcy Stay or Interlocutory Appeal	281	158	15	9	25	11	45	10	1	4	53	612
Transferred Out	473	310	77	71	124	48	331	259	4	123	295	2,115
Referred to Private Judge	19	13	81	41	1	0	3	0	0	0	1	159
Unavailability of Party for Trial	82	53	11	12	79	30	1,474	969	30	57	524	3,321
All Other Terminations	929	818	382	306	1,885	799	8,283	5,511	341	249	6,403	25,906
Total Terminations	16,473	14,609	8,506	10,546	7,528	3,403	31,902	20,979	1,047	2,114	14,487	131,594
Cases Pending End of Year	8,886	5,904	1,112	1,214	2,760	1,366	8,579	1,562	288	688	2,799	35,158
Time Guideline (Months)	**18**	**12**	**3**	**3**	**9**	**9**	**12**	**1**	**3**	**12**	**6**	**X**
Cases Pending End of Year Beyond Time Guideline	328	360	42	23	360	200	598	575	70	32	509	3,097

Courts of Common Pleas – Domestic Relations Division

Overall Caseloads

2011

County	Judges	-----Population----- Total	Per Judge	New Filings, Transfers, -----and Reactivations----- Total	Per Judge	Per 1,000 Population	-----Terminations----- Total	Per Judge	Per 1,000 Population	Clearance Rate
The judges of the following counties have domestic relations jurisdiction exclusively										
Allen	1	106,331	106,331	1,470	1,470	14	1,483	1,483	14	101%
Butler	2	368,130	184,065	7,777	3,889	21	7,688	3,844	21	99%
Clermont	1	197,363	197,363	2,935	2,935	15	3,118	3,118	16	106%
Cuyahoga	5	1,280,122	256,024	8,266	1,653	6	8,036	1,607	6	97%
Fairfield	1	146,156	146,156	3,712	3,712	25	3,748	3,748	26	101%
Greene	1	161,573	161,573	1,338	1,338	8	1,356	1,356	8	101%
Hamilton	3	802,374	267,458	6,479	2,160	8	6,389	2,130	8	99%
Lake	1	230,041	230,041	1,974	1,974	9	1,994	1,994	9	101%
Licking	2	166,492	83,246	3,187	1,594	19	3,203	1,602	19	101%
Lucas	2	441,815	220,908	4,342	2,171	10	4,353	2,177	10	100%
Mahoning	1	238,823	238,823	2,063	2,063	9	2,074	2,074	9	101%
Medina	1	172,332	172,332	3,908	3,908	23	4,089	4,089	24	105%
Montgomery	2	535,153	267,577	5,599	2,800	10	5,461	2,731	10	98%
Muskingum	1	86,074	86,074	2,509	2,509	29	2,489	2,489	29	99%
Portage	1	161,419	161,419	2,073	2,073	13	2,010	2,010	12	97%
Richland	1	124,475	124,475	4,189	4,189	34	4,289	4,289	34	102%
Scioto	1	79,499	79,499	1,366	1,366	17	1,391	1,391	17	102%
Summit	2	541,781	270,891	5,621	2,811	10	5,744	2,872	11	102%
Warren	1	212,693	212,693	2,900	2,900	14	2,849	2,849	13	98%
The judges of the following counties also have general jurisdiction										
Ashland	1	53,139	53,139	723	723	14	703	703	13	97%
Ashtabula	3	101,497	33,832	832	277	8	840	280	8	101%
Athens	2	64,757	32,379	636	318	10	677	339	10	106%
Belmont	2	70,400	35,200	609	305	9	614	307	9	101%
Brown	1	44,846	44,846	772	772	17	804	804	18	104%
Carroll	1	28,836	28,836	243	243	8	231	231	8	95%
Clinton	1	42,040	42,040	506	506	12	540	540	13	107%
Columbiana	2	107,841	53,921	1,616	808	15	1,660	830	15	103%
Coshocton	1	36,901	36,901	587	587	16	606	606	16	103%
Crawford	1	43,784	43,784	483	483	11	457	457	10	95%
Darke	1	52,959	52,959	510	510	10	516	516	10	101%
Defiance	1	39,037	39,037	340	340	9	376	376	10	111%
Delaware	2	174,214	87,107	1,300	650	7	1,363	682	8	105%
Fayette	1	29,030	29,030	501	501	17	512	512	18	102%
Fulton	1	42,698	42,698	371	371	9	366	366	9	99%
Gallia	1	30,934	30,934	412	412	13	418	418	14	101%
Geauga	2	93,389	46,695	634	317	7	630	315	7	99%
Guernsey	1	40,087	40,087	489	489	12	491	491	12	100%
Hancock	2	74,782	37,391	761	381	10	752	376	10	99%
Hardin	1	32,058	32,058	293	293	9	272	272	8	93%
Harrison	1	15,864	15,864	247	247	16	252	252	16	102%
Highland	1	43,589	43,589	422	422	10	415	415	10	98%
Hocking	1	29,380	29,380	361	361	12	381	381	13	106%
Holmes	1	42,366	42,366	255	255	6	260	260	6	102%
Huron	1	59,626	59,626	750	750	13	740	740	12	99%
Jackson	1	33,225	33,225	327	327	10	302	302	9	92%
Jefferson	2	69,709	34,855	464	232	7	457	229	7	98%
Knox	1	60,921	60,921	696	696	11	677	677	11	97%

Courts of Common Pleas – Domestic Relations Division

Overall Caseloads

2011

County	Judges	-----Population----- Total	Per Judge	New Filings, Transfers, -----and Reactivations----- Total	Per Judge	Per 1,000 Population	-----Terminations----- Total	Per Judge	Per 1,000 Population	Clearance Rate
Lawrence	2	62,450	31,225	770	385	12	755	378	12	98%
Madison	1	43,435	43,435	302	302	7	318	318	7	105%
Meigs	1	23,770	23,770	462	462	19	457	457	19	99%
Mercer	1	40,814	40,814	308	308	8	308	308	8	100%
Miami	2	102,506	51,253	1,234	617	12	1,245	623	12	101%
Monroe	1	14,642	14,642	85	85	6	97	97	7	114%
Ottawa	1	41,428	41,428	226	226	5	267	267	6	118%
Paulding	1	19,614	19,614	196	196	10	153	153	8	78%
Perry	1	36,058	36,058	436	436	12	440	440	12	101%
Pickaway	1	55,698	55,698	330	330	6	352	352	6	107%
Pike	1	28,709	28,709	432	432	15	407	407	14	94%
Preble	1	42,270	42,270	419	419	10	447	447	11	107%
Putnam	1	34,499	34,499	195	195	6	194	194	6	99%
Ross	2	78,064	39,032	752	376	10	963	482	12	128%
Sandusky	2	60,944	30,472	804	402	13	769	385	13	96%
Seneca	2	56,745	28,373	491	246	9	484	242	9	99%
Shelby	1	49,423	49,423	398	398	8	405	405	8	102%
Tuscarawas	2	92,582	46,291	1,162	581	13	1,250	625	14	108%
Union	1	52,300	52,300	393	393	8	429	429	8	109%
Van Wert	1	28,744	28,744	333	333	12	358	358	12	108%
Vinton	1	13,435	13,435	174	174	13	184	184	14	106%
Washington	2	61,778	30,889	1,164	582	19	1,143	572	19	98%
Wayne	2	114,520	57,260	612	306	5	625	313	5	102%
Williams	1	37,642	37,642	290	290	8	310	310	8	107%
Wood	3	125,488	41,829	1,003	334	8	1,022	341	8	102%
The judges of the following counties also have juvenile jurisdiction										
Clark	1	138,333	138,333	1,990	1,990	14	2,078	2,078	15	104%
Franklin	5	1,163,414	232,683	12,741	2,548	11	13,035	2,607	11	102%
Henry	1	28,215	28,215	174	174	6	162	162	6	93%
Lorain	3	301,356	100,452	2,629	876	9	2,649	883	9	101%
Stark	3	375,586	125,195	5,771	1,924	15	5,640	1,880	15	98%
Trumbull	2	210,312	105,156	1,833	917	9	1,827	914	9	100%
The judges of the following counties also have probate and juvenile jurisdiction										
Auglaize	1	45,949	45,949	320	320	7	330	330	7	103%
Champaign	2	40,097	20,049	604	302	15	627	314	16	104%
Logan	2	45,858	22,929	836	418	18	876	438	19	105%
Marion	2	66,501	33,251	836	418	13	817	409	12	98%
The judges of the following counties also have general, probate, and juvenile jurisdiction										
Adams	1	28,550	28,550	348	348	12	378	378	13	109%
Morgan	1	15,054	15,054	188	188	12	228	228	15	121%
Morrow	2	34,827	17,414	405	203	12	404	202	12	100%
Noble	1	14,645	14,645	125	125	9	127	127	9	102%
Wyandot	1	22,615	22,615	172	172	8	178	178	8	103%
The judges of the following county also have general and probate jurisdiction										
Erie	3	77,079	25,693	812	271	11	780	260	10	96%
Statewide	133	11,536,504	86,741	130,603	982	11	131,594	989	11	101%

All population data from 2010 U.S. Census.

Courts of Common Pleas – Domestic Relations Division

Overall Terminations

2011

County	Uncontested Judge	Uncontested Magistrate	Trial by Judge	Trial by Magistrate	Voluntary Dismissal	Mediation/ Conciliation	Bankruptcy Stay/ Interlocutory Appeal	Transferred Out	Private Judge	Unavailability of Party	Other Terminations	Total Terminations
The judges of the following counties have domestic relations jurisdiction exclusively												
Allen	330	304	22	91	142	0	2	0	0	15	577	1,483
Butler	1,184	59	342	2,259	1,001	0	26	8	0	612	2,197	7,688
Clermont	111	390	180	1,979	196	101	12	4	0	114	31	3,118
Cuyahoga	2,696	648	510	1,962	1,097	265	76	426	1	222	133	8,036
Fairfield	816	297	241	135	363	13	15	10	20	177	1,661	3,748
Greene	282	550	39	183	198	19	8	0	1	33	43	1,356
Hamilton	2,027	77	894	1,768	587	37	24	21	0	357	597	6,389
Lake	352	0	15	827	232	161	30	0	0	0	377	1,994
Licking	431	632	77	1,152	638	101	17	28	14	66	47	3,203
Lucas	976	635	358	1,492	267	19	21	4	0	0	581	4,353
Mahoning	672	359	3	688	46	14	2	3	0	3	284	2,074
Medina	558	955	368	1,242	392	171	44	87	0	234	38	4,089
Montgomery	1,217	1,221	506	734	719	60	35	18	1	24	926	5,461
Muskingum	1,295	343	48	338	371	12	3	4	0	45	30	2,489
Portage	306	80	146	251	110	0	1	1	0	0	1,115	2,010
Richland	458	1,635	16	200	435	1	13	931	0	335	265	4,289
Scioto	412	561	17	60	168	41	5	1	1	53	72	1,391
Summit	970	1,216	16	1,826	200	0	15	8	0	36	1,457	5,744
Warren	627	74	102	1,212	148	0	29	3	0	157	497	2,849
The judges of the following counties also have general jurisdiction												
Ashland	340	160	6	90	86	0	2	1	0	0	18	703
Ashtabula	103	421	15	17	81	9	5	4	0	13	172	840
Athens	1	100	23	356	65	6	2	7	0	0	117	677
Belmont	2	454	0	6	70	0	1	1	0	7	73	614
Brown	14	138	17	260	117	0	2	2	0	42	212	804
Carroll	150	0	32	0	35	0	0	2	0	0	12	231
Clinton	0	105	35	233	72	0	0	0	0	7	88	540
Columbiana	1	1,099	12	448	28	3	3	2	0	4	60	1,660
Coshocton	32	97	43	40	49	0	0	6	0	3	336	606
Crawford	2	189	6	79	66	43	6	1	0	6	59	457
Darke	57	187	34	63	139	9	2	0	0	5	20	516
Defiance	116	72	1	137	41	0	0	1	0	0	8	376
Delaware	1	413	12	398	154	1	16	24	111	20	213	1,363
Fayette	135	147	46	120	36	2	3	0	1	5	17	512
Fulton	67	85	53	86	29	3	0	1	0	0	42	366
Gallia	51	72	0	149	62	1	4	1	0	9	69	418
Geauga	9	374	0	60	107	2	15	5	0	5	53	630
Guernsey	2	183	6	135	32	11	3	2	0	13	104	491
Hancock	4	401	26	106	129	2	6	0	0	11	67	752
Hardin	1	94	0	22	51	5	4	1	0	7	87	272
Harrison	125	0	87	16	10	3	0	0	0	5	6	252
Highland	8	62	8	219	65	0	3	1	1	3	45	415
Hocking	97	4	26	184	58	0	1	1	1	7	2	381
Holmes	120	0	97	0	20	0	0	0	0	0	23	260
Huron	0	104	4	289	57	0	1	2	0	10	273	740
Jackson	1	61	4	155	40	0	1	2	2	1	35	302
Jefferson	210	2	43	55	65	0	1	16	0	4	61	457
Knox	1	240	15	87	24	3	2	0	0	1	304	677

Courts of Common Pleas – Domestic Relations Division

Overall Terminations

2011

County	Uncontested Judge	Uncontested Magistrate	Trial by Judge	Trial by Magistrate	Voluntary Dismissal	Mediation/ Conciliation	Bankruptcy Stay/ Interlocutory Appeal	Transferred Out	Private Judge	Unavailability of Party	Other Terminations	Total Terminations
Lawrence	329	192	5	10	68	0	1	4	0	0	146	755
Madison	97	13	8	114	72	0	0	8	0	0	6	318
Meigs	61	21	317	4	41	0	0	2	0	0	11	457
Mercer	8	66	1	97	20	0	0	1	0	8	107	308
Miami	141	264	0	236	229	14	11	1	1	9	339	1,245
Monroe	65	0	2	0	16	0	0	0	0	0	14	97
Ottawa	0	80	0	5	6	4	3	0	0	0	169	267
Paulding	87	2	2	1	13	0	0	1	0	0	47	153
Perry	100	24	17	98	65	2	8	2	0	2	122	440
Pickaway	5	128	0	163	36	2	1	5	2	3	7	352
Pike	343	2	0	0	32	0	0	1	0	2	27	407
Preble	0	137	2	95	20	0	3	2	0	5	183	447
Putnam	150	0	0	4	17	0	0	2	0	3	18	194
Ross	298	33	93	120	93	1	2	27	0	10	286	963
Sandusky	169	2	103	0	79	0	0	18	0	14	384	769
Seneca	38	265	18	53	44	5	3	4	0	23	31	484
Shelby	0	186	0	147	68	0	0	1	0	2	1	405
Tuscarawas	145	233	36	443	97	228	5	6	0	16	41	1,250
Union	33	0	63	164	81	0	4	30	0	1	53	429
Van Wert	0	303	0	0	27	9	2	2	0	12	3	358
Vinton	61	0	73	0	38	1	0	1	0	4	6	184
Washington	48	793	34	74	96	4	0	1	0	13	80	1,143
Wayne	3	330	0	128	51	0	2	2	0	2	107	625
Williams	13	260	0	0	30	0	2	1	0	1	3	310
Wood	41	601	2	149	110	23	6	4	0	10	76	1,022
The judges of the following counties also have juvenile jurisdiction												
Clark	406	45	246	929	149	4	2	0	0	52	245	2,078
Franklin	5,899	188	474	247	1,281	7	37	123	2	326	4,451	13,035
Henry	124	17	2	1	9	0	0	0	0	0	9	162
Lorain	940	2	38	4	268	4	22	32	0	35	1,304	2,649
Stark	214	953	320	596	164	8	14	1	0	0	3,370	5,640
Trumbull	709	76	5	499	133	0	0	11	0	0	394	1,827
The judges of the following counties also have probate and juvenile jurisdiction												
Auglaize	109	0	148	0	60	1	1	1	0	2	8	330
Champaign	289	105	52	8	68	2	1	80	0	3	19	627
Logan	56	415	92	105	107	3	8	24	0	11	55	876
Marion	510	8	89	12	119	8	1	7	0	0	63	817
The judges of the following counties also have general, probate, and juvenile jurisdiction												
Adams	2	178	5	45	68	1	0	1	0	22	56	378
Morgan	111	1	62	0	28	2	0	1	0	14	9	228
Morrow	0	1	0	341	21	3	5	16	0	0	17	404
Noble	3	12	89	1	12	0	0	0	0	0	10	127
Wyandot	43	57	5	45	13	1	3	1	0	6	4	178
The judges of the following county also have general and probate jurisdiction												
Erie	194	250	0	11	105	5	4	51	0	39	121	780
Statewide	29,214	21,543	6,954	27,158	13,152	1,460	612	2,115	159	3,321	25,906	131,594

Courts of Common Pleas – Domestic Relations Division

Marriage Terminations with Children Overall Caseloads

2011

County	Cases Pending January 1	New Filings	Reactivations and Transfers	Total Cases	Total Terminations	Clearance Rate	Cases Pending December 31	Cases Pending Beyond Time Guidelines
Adams	26	35	1	62	45	125%	17	1
Allen	48	130	3	181	129	97%	52	0
Ashland	31	39	6	76	40	89%	36	2
Ashtabula	126	134	22	282	172	110%	110	9
Athens	107	97	8	212	130	124%	82	11
Auglaize	36	42	2	80	65	148%	15	0
Belmont	48	77	1	126	76	97%	50	2
Brown	51	66	4	121	86	123%	35	0
Butler	209	404	31	644	431	99%	213	1
Carroll	13	50	0	63	37	74%	26	0
Champaign	22	78	6	106	81	96%	25	0
Clark	104	187	11	302	199	101%	103	2
Clermont	222	274	78	574	428	122%	146	3
Clinton	43	49	2	94	58	114%	36	4
Columbiana	91	152	11	254	160	98%	94	4
Coshocton	32	40	1	73	51	124%	22	1
Crawford	46	57	23	126	90	113%	36	4
Cuyahoga	739	1,373	385	2,497	1,794	102%	703	17
Darke	35	56	0	91	63	113%	28	0
Defiance	50	47	0	97	60	128%	37	3
Delaware	136	189	26	351	202	94%	149	2
Erie	99	119	17	235	147	108%	88	5
Fairfield	167	197	14	378	203	96%	175	23
Fayette	29	48	1	78	57	116%	21	0
Franklin	857	1,499	44	2,400	1,553	101%	847	50
Fulton	44	49	3	96	65	125%	31	4
Gallia	25	45	0	70	46	102%	24	1
Geauga	72	75	10	157	105	124%	52	1
Greene	162	228	19	409	251	102%	158	7
Guernsey	24	74	3	101	74	96%	27	0
Hamilton	484	700	40	1,224	735	99%	489	11
Hancock	69	83	11	163	96	102%	67	5
Hardin	21	47	11	79	57	98%	22	0
Harrison	14	28	0	42	25	89%	17	1
Henry	37	30	4	71	42	124%	29	2
Highland	20	61	4	85	57	88%	28	0
Hocking	26	41	0	67	49	120%	18	0
Holmes	12	26	1	39	28	104%	11	1
Huron	53	68	2	123	70	100%	53	5
Jackson	46	59	2	107	67	110%	40	2
Jefferson	50	81	2	133	77	93%	56	1
Knox	56	84	20	160	98	94%	62	0
Lake	217	250	93	560	381	111%	179	4
Lawrence	106	177	7	290	160	87%	130	4

Courts of Common Pleas – Domestic Relations Division

Marriage Terminations with Children Overall Caseloads

2011

County	Cases Pending January 1	New Filings	Reactivations and Transfers	Total Cases	Total Terminations	Clearance Rate	Cases Pending December 31	Cases Pending Beyond Time Guidelines
Licking	137	253	80	470	329	99%	141	3
Logan	50	63	8	121	78	110%	43	3
Lorain	260	383	31	674	405	98%	269	1
Lucas	445	676	23	1,144	651	93%	493	19
Madison	23	38	18	79	53	95%	26	4
Mahoning	129	274	11	414	295	104%	119	0
Marion	55	94	38	187	131	99%	56	0
Medina	181	223	76	480	297	99%	183	2
Meigs	16	43	1	60	47	107%	13	0
Mercer	20	39	2	61	38	93%	23	0
Miami	74	133	9	216	153	108%	63	0
Monroe	8	15	1	24	18	113%	6	0
Montgomery	460	813	77	1,350	818	92%	532	29
Morgan	13	16	4	33	24	120%	9	1
Morrow	42	48	29	119	72	94%	47	2
Muskingum	74	109	2	185	128	115%	57	3
Noble	10	12	1	23	19	146%	4	0
Ottawa	37	48	3	88	41	80%	47	2
Paulding	17	35	6	58	28	68%	30	5
Perry	39	71	12	122	75	90%	47	0
Pickaway	68	65	5	138	90	129%	48	0
Pike	38	71	0	109	66	93%	43	4
Portage	90	163	30	283	171	89%	112	1
Preble	54	67	3	124	75	107%	49	0
Putnam	40	37	29	106	78	118%	28	0
Richland	100	151	127	378	305	110%	73	0
Ross	116	107	15	238	167	137%	71	4
Sandusky	55	70	10	135	73	91%	62	1
Scioto	97	157	20	274	194	110%	80	2
Seneca	32	68	4	104	69	96%	35	0
Shelby	43	78	0	121	97	124%	24	0
Stark	232	411	20	663	413	96%	250	3
Summit	455	544	9	1,008	567	103%	441	30
Trumbull	159	244	10	413	233	92%	180	6
Tuscarawas	55	118	126	299	250	102%	49	0
Union	36	52	1	89	66	125%	23	1
Van Wert	27	48	7	82	63	115%	19	0
Vinton	13	30	0	43	33	110%	10	0
Warren	227	310	24	561	375	112%	186	0
Washington	43	86	118	247	198	97%	49	0
Wayne	92	140	4	236	136	94%	100	1
Williams	18	37	2	57	42	108%	15	3
Wood	99	115	13	227	146	114%	81	5
Wyandot	17	18	2	37	26	130%	11	0
Statewide	9,201	14,218	1,940	25,359	16,473	102%	8,886	328

Courts of Common Pleas – Domestic Relations Division

Marriage Terminations with Children Terminations

2011

County	Uncontested Judge	Uncontested Magistrate	Trial by Judge	Trial by Magistrate	Voluntary Dismissal	Mediation/ Conciliation	Bankruptcy Stay/ Interlocutory Appeal	Transferred Out	Private Judge	Unavailability of Party	Other Terminations	Total Terminations
Adams	0	33	0	3	7	1	0	1	0	0	0	45
Allen	99	0	10	0	15	0	0	0	0	0	5	129
Ashland	2	17	1	12	5	0	1	0	0	0	2	40
Ashtabula	34	83	4	7	25	5	3	3	0	1	7	172
Athens	0	10	1	59	20	5	1	3	0	0	31	130
Auglaize	27	0	30	0	8	0	0	0	0	0	0	65
Belmont	0	61	0	2	6	0	0	0	0	0	7	76
Brown	1	13	4	42	4	0	0	1	0	0	21	86
Butler	251	22	28	1	47	0	8	4	0	1	69	431
Carroll	15	0	11	0	7	0	0	1	0	0	3	37
Champaign	47	0	5	0	5	2	0	19	0	1	2	81
Clark	68	11	16	76	16	3	0	0	0	1	8	199
Clermont	45	12	48	218	30	62	6	1	0	0	6	428
Clinton	0	1	0	50	5	0	0	0	0	0	2	58
Columbiana	0	137	0	7	9	2	0	1	0	0	4	160
Coshocton	1	18	0	6	5	0	0	1	0	0	20	51
Crawford	0	45	2	11	5	23	4	0	0	0	0	90
Cuyahoga	570	134	210	235	208	198	26	164	0	3	46	1,794
Darke	0	49	0	3	9	1	1	0	0	0	0	63
Defiance	15	31	0	12	2	0	0	0	0	0	0	60
Delaware	0	52	3	88	19	1	6	9	14	1	9	202
Erie	54	52	0	2	8	3	4	9	0	3	12	147
Fairfield	98	7	43	7	16	4	10	1	2	0	15	203
Fayette	2	28	4	15	6	1	0	0	0	0	1	57
Franklin	1,254	2	32	1	127	0	21	25	1	23	67	1,553
Fulton	5	1	21	27	9	0	0	0	0	0	2	65
Gallia	0	10	0	24	7	0	1	0	0	0	4	46
Geauga	0	69	0	10	15	2	5	0	0	0	4	105
Greene	62	119	4	7	34	12	4	0	0	8	1	251
Guernsey	0	44	1	12	12	3	0	1	0	0	1	74
Hamilton	370	0	247	0	76	16	12	8	0	0	6	735
Hancock	1	63	6	11	8	0	3	0	0	1	3	96
Hardin	1	25	0	15	2	4	3	0	0	0	7	57
Harrison	0	0	14	7	3	0	0	0	0	0	1	25
Henry	32	2	0	1	6	0	0	0	0	0	1	42
Highland	2	1	1	45	4	0	1	0	0	0	3	57
Hocking	6	1	0	31	10	0	1	0	0	0	0	49
Holmes	0	0	24	0	3	0	0	0	0	0	1	28
Huron	0	6	0	56	6	0	0	0	0	0	2	70
Jackson	0	0	0	58	6	0	1	0	0	0	2	67
Jefferson	22	2	9	29	8	0	0	2	0	3	2	77
Knox	0	51	1	16	7	3	2	0	0	0	18	98
Lake	2	0	0	246	32	62	14	0	0	0	25	381
Lawrence	91	10	3	4	24	0	1	0	0	0	27	160

Courts of Common Pleas – Domestic Relations Division

Marriage Terminations with Children Terminations

2011

County	Uncontested Judge	Uncontested Magistrate	Trial by Judge	Trial by Magistrate	Voluntary Dismissal	Mediation/ Conciliation	Bankruptcy Stay/ Interlocutory Appeal	Transferred Out	Private Judge	Unavailability of Party	Other Terminations	Total Terminations
Licking	107	34	37	22	47	60	6	8	0	0	8	329
Logan	3	32	4	24	4	2	3	1	0	0	5	78
Lorain	282	0	28	0	51	3	12	7	0	3	19	405
Lucas	183	41	221	45	56	10	16	0	0	0	79	651
Madison	5	4	0	35	6	0	0	3	0	0	0	53
Mahoning	230	2	2	1	28	10	1	3	0	2	16	295
Marion	85	0	18	0	11	7	1	3	0	0	6	131
Medina	77	39	19	39	31	31	18	31	0	7	5	297
Meigs	11	0	32	0	3	0	0	0	0	0	1	47
Mercer	1	0	0	31	5	0	0	0	0	0	1	38
Miami	0	73	0	46	14	6	5	0	0	0	9	153
Monroe	14	0	0	0	3	0	0	0	0	0	1	18
Montgomery	263	75	274	14	85	41	16	9	1	9	31	818
Morgan	8	0	8	0	6	1	0	0	0	0	1	24
Morrow	0	0	0	50	5	2	2	8	0	0	5	72
Muskingum	87	6	10	10	11	0	2	1	0	0	1	128
Noble	0	2	15	0	1	0	0	0	0	0	1	19
Ottawa	0	1	0	3	1	2	2	0	0	0	32	41
Paulding	24	0	0	0	4	0	0	0	0	0	0	28
Perry	23	7	0	12	6	2	3	1	0	0	21	75
Pickaway	2	12	0	56	13	1	0	2	1	0	3	90
Pike	57	0	0	0	5	0	0	0	0	0	4	66
Portage	48	32	18	20	26	0	0	0	0	0	27	171
Preble	0	22	0	41	6	0	2	2	0	0	2	75
Putnam	54	0	0	0	11	0	0	1	0	2	10	78
Richland	82	74	0	1	23	0	6	106	0	2	11	305
Ross	69	13	23	18	16	0	0	12	0	1	15	167
Sandusky	7	0	54	0	5	0	0	3	0	2	2	73
Scioto	128	4	9	0	14	17	4	1	0	1	16	194
Seneca	4	44	2	4	7	1	3	1	0	1	2	69
Shelby	0	27	0	54	15	0	0	0	0	0	1	97
Stark	110	138	51	48	35	0	5	0	0	0	26	413
Summit	258	190	1	8	65	0	5	0	0	0	40	567
Trumbull	165	19	1	2	4	0	0	3	0	0	39	233
Tuscarawas	1	36	4	67	14	116	3	3	0	2	4	250
Union	1	0	21	26	10	0	1	6	0	0	1	66
Van Wert	0	49	0	0	5	6	2	1	0	0	0	63
Vinton	0	0	26	0	4	1	0	0	0	0	2	33
Warren	151	39	62	51	40	0	19	2	0	2	9	375
Washington	10	144	6	11	12	0	0	0	0	1	14	198
Wayne	0	52	0	59	15	0	0	1	0	0	9	136
Williams	1	41	0	0	0	0	0	0	0	0	0	42
Wood	2	94	0	24	12	9	3	0	0	0	2	146
Wyandot	1	11	2	6	2	0	2	0	0	1	1	26
Statewide	5,731	2,579	1,731	2,284	1,623	741	281	473	19	82	929	16,473

Courts of Common Pleas – Domestic Relations Division

Marriage Terminations without Children Overall Caseloads

2011

County	Cases Pending January 1	New Filings	Reactivations and Transfers	Total Cases	Total Terminations	Clearance Rate	Cases Pending December 31	Cases Pending Beyond Time Guidelines
Adams	20	31	1	52	34	106%	18	2
Allen	46	129	2	177	141	108%	36	0
Ashland	18	27	4	49	30	97%	19	2
Ashtabula	75	124	10	209	130	97%	79	10
Athens	59	94	0	153	100	106%	53	9
Auglaize	21	45	2	68	46	98%	22	0
Belmont	33	75	1	109	75	99%	34	4
Brown	28	60	5	93	60	92%	33	0
Butler	155	398	53	606	451	100%	155	3
Carroll	9	22	1	32	21	91%	11	1
Champaign	18	53	5	76	60	103%	16	0
Clark	88	157	4	249	179	111%	70	5
Clermont	109	236	7	352	257	106%	95	5
Clinton	14	37	1	52	39	103%	13	0
Columbiana	66	120	4	190	129	104%	61	4
Coshocton	18	49	3	70	45	87%	25	1
Crawford	22	49	9	80	52	90%	28	1
Cuyahoga	564	1,687	187	2,438	1,848	99%	590	12
Darke	15	30	1	46	30	97%	16	1
Defiance	29	45	0	74	46	102%	28	5
Delaware	61	114	5	180	123	103%	57	2
Erie	59	104	10	173	121	106%	52	6
Fairfield	92	167	7	266	185	106%	81	15
Fayette	21	68	2	91	65	93%	26	1
Franklin	621	1,883	74	2,578	1,951	100%	627	41
Fulton	17	38	2	57	35	88%	22	1
Gallia	17	38	2	57	40	100%	17	1
Geauga	39	54	6	99	63	105%	36	1
Greene	79	173	10	262	181	99%	81	1
Guernsey	14	68	5	87	63	86%	24	0
Hamilton	328	841	27	1,196	851	98%	345	7
Hancock	43	85	7	135	96	104%	39	2
Hardin	10	34	2	46	34	94%	12	0
Harrison	12	32	0	44	34	106%	10	1
Henry	22	25	0	47	25	100%	22	4
Highland	16	43	0	59	40	93%	19	0
Hocking	16	28	0	44	32	114%	12	1
Holmes	4	19	0	23	16	84%	7	0
Huron	18	50	4	72	50	93%	22	1
Jackson	23	54	0	77	59	109%	18	3
Jefferson	48	132	6	186	129	93%	57	6
Knox	35	60	3	98	66	105%	32	2
Lake	110	180	37	327	206	95%	121	5
Lawrence	76	126	3	205	150	116%	55	4

Courts of Common Pleas – Domestic Relations Division

Marriage Terminations without Children Overall Caseloads

2011

County	Cases Pending January 1	New Filings	Reactivations and Transfers	Total Cases	Total Terminations	Clearance Rate	Cases Pending December 31	Cases Pending Beyond Time Guidelines
Licking	107	214	19	340	252	108%	88	5
Logan	39	42	3	84	56	124%	28	1
Lorain	172	300	22	494	344	107%	150	2
Lucas	362	677	20	1,059	716	103%	343	30
Madison	14	24	11	49	38	109%	11	0
Mahoning	94	246	9	349	265	104%	84	0
Marion	40	104	10	154	107	94%	47	3
Medina	65	110	36	211	164	112%	47	1
Meigs	16	36	1	53	38	103%	15	0
Mercer	11	26	3	40	32	110%	8	0
Miami	48	108	6	162	120	105%	42	0
Monroe	6	8	0	14	10	125%	4	1
Montgomery	310	705	27	1,042	689	94%	353	38
Morgan	13	9	1	23	19	190%	4	1
Morrow	27	32	2	61	41	121%	20	4
Muskingum	51	132	2	185	122	91%	63	11
Noble	6	18	1	25	15	79%	10	2
Ottawa	27	42	5	74	49	104%	25	4
Paulding	3	19	2	24	14	67%	10	0
Perry	30	41	2	73	57	133%	16	0
Pickaway	34	55	6	95	69	113%	26	0
Pike	23	54	1	78	55	100%	23	1
Portage	65	163	23	251	175	94%	76	3
Preble	32	42	1	75	49	114%	26	5
Putnam	9	18	1	28	14	74%	14	2
Richland	53	120	62	235	185	102%	50	0
Ross	88	95	2	185	140	144%	45	4
Sandusky	29	59	4	92	57	90%	35	8
Scioto	50	135	10	195	147	101%	48	5
Seneca	13	46	1	60	43	91%	17	0
Shelby	15	55	0	70	50	91%	20	0
Stark	178	410	11	599	408	97%	191	4
Summit	317	568	5	890	571	100%	319	26
Trumbull	103	234	8	345	217	90%	128	17
Tuscarawas	34	93	94	221	192	103%	29	1
Union	13	36	0	49	38	106%	11	0
Van Wert	10	27	1	38	28	100%	10	0
Vinton	13	17	4	34	23	110%	11	1
Warren	81	216	12	309	211	93%	98	1
Washington	23	103	18	144	117	97%	27	0
Wayne	53	120	0	173	115	96%	58	3
Williams	21	37	2	60	41	105%	19	2
Wood	60	89	7	156	103	107%	53	4
Wyandot	12	17	2	31	25	132%	6	0
Statewide	5,958	13,586	969	20,513	14,609	100%	5,904	360

Courts of Common Pleas – Domestic Relations Division

Marriage Terminations without Children Terminations

2011

County	Uncontested Judge	Uncontested Magistrate	Trial by Judge	Trial by Magistrate	Voluntary Dismissal	Mediation/ Conciliation	Bankruptcy Stay/ Interlocutory Appeal	Transferred Out	Private Judge	Unavailability of Party	Other Terminations	Total Terminations
Adams	0	26	0	4	2	0	0	0	0	1	1	34
Allen	119	0	4	0	11	0	2	0	0	0	5	141
Ashland	1	17	0	9	0	0	1	0	0	0	2	30
Ashtabula	24	68	0	4	21	4	2	0	0	1	6	130
Athens	0	5	0	64	9	1	1	0	0	0	20	100
Auglaize	19	0	20	0	5	1	1	0	0	0	0	46
Belmont	0	52	0	2	8	0	0	1	0	0	12	75
Brown	0	14	0	22	4	0	2	0	0	0	18	60
Butler	310	8	10	0	26	0	4	4	0	3	86	451
Carroll	15	0	4	0	2	0	0	0	0	0	0	21
Champaign	40	0	2	0	4	0	1	11	0	0	2	60
Clark	114	3	43	3	12	0	1	0	0	0	3	179
Clermont	62	8	14	139	16	5	5	0	0	0	8	257
Clinton	0	1	0	35	3	0	0	0	0	0	0	39
Columbiana	0	121	0	3	2	0	2	0	0	0	1	129
Coshocton	1	23	3	2	3	0	0	2	0	0	11	45
Crawford	0	35	0	5	2	8	1	0	0	0	1	52
Cuyahoga	1,083	109	91	125	237	12	19	138	0	0	34	1,848
Darke	0	25	0	1	3	0	0	0	0	0	1	30
Defiance	13	24	0	3	4	0	0	1	0	0	1	46
Delaware	0	37	1	59	10	0	3	1	8	1	3	123
Erie	52	43	0	1	8	1	0	4	0	0	12	121
Fairfield	101	5	41	1	20	9	2	0	2	0	4	185
Fayette	1	17	5	27	2	0	2	0	1	0	10	65
Franklin	1,699	2	23	2	75	0	10	19	0	21	100	1,951
Fulton	4	5	7	15	3	0	0	0	0	0	1	35
Gallia	13	6	0	11	4	0	1	1	0	1	3	40
Geauga	1	42	0	5	7	0	4	1	0	0	3	63
Greene	34	102	1	4	25	7	2	0	0	3	3	181
Guernsey	0	41	0	5	6	3	2	0	0	0	6	63
Hamilton	638	0	104	1	85	8	6	2	0	0	7	851
Hancock	0	49	4	26	6	2	1	0	0	1	7	96
Hardin	0	23	0	4	5	1	1	0	0	0	0	34
Harrison	1	0	28	2	1	2	0	0	0	0	0	34
Henry	20	1	0	0	2	0	0	0	0	0	2	25
Highland	1	2	2	23	10	0	1	0	0	0	1	40
Hocking	6	2	0	17	7	0	0	0	0	0	0	32
Holmes	0	0	13	0	1	0	0	0	0	0	2	16
Huron	0	9	0	30	8	0	1	0	0	0	2	50
Jackson	0	0	2	52	5	0	0	0	0	0	0	59
Jefferson	94	0	10	0	10	0	1	8	0	1	5	129
Knox	1	40	0	22	2	0	0	0	0	0	1	66
Lake	1	0	0	144	21	24	5	0	0	0	11	206
Lawrence	91	10	2	6	15	0	0	0	0	0	26	150

Courts of Common Pleas – Domestic Relations Division

Marriage Terminations without Children Terminations

2011

County	Uncontested Judge	Uncontested Magistrate	Trial by Judge	Trial by Magistrate	Voluntary Dismissal	Mediation/ Conciliation	Bankruptcy Stay/ Interlocutory Appeal	Transferred Out	Private Judge	Unavailability of Party	Other Terminations	Total Terminations
Licking	98	59	16	29	34	7	4	2	2	0	1	252
Logan	3	19	9	16	3	1	2	1	0	0	2	56
Lorain	251	1	7	2	46	0	7	8	0	2	20	344
Lucas	333	72	134	24	61	9	5	2	0	0	76	716
Madison	17	3	0	8	7	0	0	3	0	0	0	38
Mahoning	223	6	1	0	15	2	1	0	0	1	16	265
Marion	88	2	7	0	5	1	0	2	0	0	2	107
Medina	21	29	5	45	17	6	5	29	0	5	2	164
Meigs	7	0	26	0	4	0	0	0	0	0	1	38
Mercer	2	5	0	22	2	0	0	0	0	1	0	32
Miami	0	70	0	25	9	4	4	0	0	0	8	120
Monroe	9	0	0	0	1	0	0	0	0	0	0	10
Montgomery	362	69	148	8	47	18	14	3	0	2	18	689
Morgan	9	0	7	0	2	0	0	0	0	0	1	19
Morrow	0	0	0	33	4	1	1	1	0	0	1	41
Muskingum	94	5	6	2	13	1	1	0	0	0	0	122
Noble	0	1	12	0	2	0	0	0	0	0	0	15
Ottawa	0	2	0	2	4	1	1	0	0	0	39	49
Paulding	13	0	0	0	1	0	0	0	0	0	0	14
Perry	18	9	0	6	8	0	0	1	0	0	15	57
Pickaway	0	14	0	37	12	1	1	0	0	0	4	69
Pike	49	0	0	0	4	0	0	1	0	0	1	55
Portage	85	29	8	5	21	0	0	0	0	0	27	175
Preble	0	21	1	15	7	0	1	0	0	0	4	49
Putnam	13	0	0	0	1	0	0	0	0	0	0	14
Richland	75	34	1	0	10	0	4	54	0	0	7	185
Ross	79	6	13	10	15	0	2	1	0	0	14	140
Sandusky	7	0	42	0	5	0	0	0	0	3	0	57
Scioto	111	3	6	0	11	7	0	0	0	2	7	147
Seneca	3	24	2	6	2	3	0	0	0	1	2	43
Shelby	0	11	0	35	4	0	0	0	0	0	0	50
Stark	92	170	37	42	31	0	2	0	0	0	34	408
Summit	257	216	1	6	50	0	6	0	0	0	35	571
Trumbull	158	14	1	0	9	0	0	0	0	0	35	217
Tuscarawas	0	31	7	50	6	92	1	1	0	2	2	192
Union	0	0	12	16	5	0	2	2	0	1	0	38
Van Wert	0	23	0	0	4	0	0	0	0	0	1	28
Vinton	0	0	17	0	2	0	0	0	0	0	4	23
Warren	118	24	24	18	20	0	3	1	0	0	3	211
Washington	1	94	1	6	10	0	0	1	0	0	4	117
Wayne	2	52	0	34	16	0	2	1	0	0	8	115
Williams	0	34	0	0	4	0	2	1	0	0	0	41
Wood	0	71	0	13	5	7	2	2	0	0	3	103
Wyandot	2	12	0	7	2	1	1	0	0	0	0	25
Statewide	7,159	2,210	985	1,400	1,253	250	158	310	13	53	818	14,609

Courts of Common Pleas – Domestic Relations Division

Marriage Dissolutions with Children Overall Caseloads

2011

County	Cases Pending January 1	New Filings	Reactivations and Transfers	Total Cases	Total Terminations	Clearance Rate	Cases Pending December 31	Cases Pending Beyond Time Guidelines
Adams	6	39	0	45	39	100%	6	0
Allen	10	82	1	93	81	98%	12	0
Ashland	7	45	0	52	39	87%	13	0
Ashtabula	20	84	4	108	89	101%	19	0
Athens	6	30	0	36	31	103%	5	0
Auglaize	2	35	0	37	30	86%	7	0
Belmont	8	56	2	66	59	102%	7	0
Brown	4	50	1	55	46	90%	9	0
Butler	44	271	0	315	283	104%	32	0
Carroll	6	21	0	27	22	105%	5	0
Champaign	4	62	2	68	61	95%	7	0
Clark	18	131	0	149	139	106%	10	0
Clermont	17	173	2	192	181	103%	11	0
Clinton	6	54	0	60	54	100%	6	0
Columbiana	10	52	1	63	54	102%	9	0
Coshocton	8	39	19	66	63	109%	3	0
Crawford	2	41	2	45	44	102%	1	0
Cuyahoga	66	640	37	743	669	99%	74	0
Darke	8	37	1	46	41	108%	5	0
Defiance	7	40	0	47	41	103%	6	0
Delaware	17	161	3	181	167	102%	14	0
Erie	1	20	0	21	19	95%	2	1
Fairfield	21	118	6	145	130	105%	15	0
Fayette	2	24	1	27	25	100%	2	0
Franklin	40	669	40	749	703	99%	46	0
Fulton	3	43	2	48	40	89%	8	2
Gallia	2	29	0	31	28	97%	3	0
Geauga	8	68	2	78	65	93%	13	0
Greene	25	95	2	122	105	108%	17	1
Guernsey	4	26	1	31	30	111%	1	0
Hamilton	37	408	3	448	379	92%	69	2
Hancock	13	70	2	85	77	107%	8	1
Hardin	1	21	4	26	24	96%	2	0
Harrison	2	10	0	12	11	110%	1	0
Henry	7	20	1	28	22	105%	6	2
Highland	4	41	0	45	42	102%	3	0
Hocking	4	32	0	36	36	113%	0	0
Holmes	2	17	0	19	18	106%	1	0
Huron	7	64	1	72	70	108%	2	0
Jackson	5	32	0	37	33	103%	4	0
Jefferson	9	40	0	49	46	115%	3	0
Knox	7	49	1	57	48	96%	9	1
Lake	29	164	7	200	169	99%	31	0
Lawrence	5	62	1	68	60	95%	8	2

Courts of Common Pleas – Domestic Relations Division

Marriage Dissolutions with Children Overall Caseloads

2011

County	Cases Pending January 1	New Filings	Reactivations and Transfers	Total Cases	Total Terminations	Clearance Rate	Cases Pending December 31	Cases Pending Beyond Time Guidelines
Licking	25	152	2	179	163	106%	16	0
Logan	18	50	0	68	52	104%	16	3
Lorain	38	187	1	226	205	109%	21	0
Lucas	47	226	0	273	247	109%	26	1
Madison	8	36	5	49	46	112%	3	0
Mahoning	7	97	1	105	98	100%	7	0
Marion	7	67	10	84	78	101%	6	0
Medina	33	195	1	229	183	93%	46	2
Meigs	7	36	0	43	41	114%	2	0
Mercer	3	21	0	24	23	110%	1	0
Miami	14	109	3	126	115	103%	11	0
Monroe	0	11	0	11	6	55%	5	2
Montgomery	54	342	1	397	336	98%	61	0
Morgan	4	12	0	16	16	133%	0	0
Morrow	14	34	3	51	47	127%	4	2
Muskingum	11	93	0	104	88	95%	16	1
Noble	7	17	0	24	21	124%	3	2
Ottawa	7	30	1	38	34	110%	4	0
Paulding	3	16	2	21	15	83%	6	2
Perry	3	35	2	40	36	97%	4	0
Pickaway	3	56	0	59	53	95%	6	0
Pike	4	20	2	26	22	100%	4	0
Portage	15	85	7	107	94	102%	13	1
Preble	6	40	0	46	42	105%	4	1
Putnam	4	23	10	37	29	88%	8	2
Richland	18	75	18	111	98	105%	13	0
Ross	15	67	3	85	76	109%	9	0
Sandusky	13	54	0	67	58	107%	9	1
Scioto	4	44	1	49	39	87%	10	0
Seneca	9	42	0	51	39	93%	12	0
Shelby	5	33	0	38	32	97%	6	0
Stark	37	367	1	405	337	92%	68	4
Summit	51	359	0	410	359	100%	51	0
Trumbull	19	187	2	208	190	101%	18	0
Tuscarawas	19	122	2	143	121	98%	22	0
Union	6	37	1	44	37	97%	7	0
Van Wert	5	33	1	39	35	103%	4	0
Vinton	2	30	0	32	30	100%	2	0
Warren	35	182	6	223	188	100%	35	4
Washington	9	72	17	98	88	99%	10	1
Wayne	24	79	3	106	97	118%	9	1
Williams	12	51	0	63	53	104%	10	0
Wood	19	92	2	113	106	113%	7	0
Wyandot	5	17	0	22	20	118%	2	0
Statewide	1,163	8,198	257	9,618	8,506	101%	1,112	42

Courts of Common Pleas – Domestic Relations Division

Marriage Dissolutions with Children Terminations

2011

County	Uncontested Judge	Uncontested Magistrate	Trial by Judge	Trial by Magistrate	Voluntary Dismissal	Mediation/ Conciliation	Bankruptcy Stay/ Interlocutory Appeal	Transferred Out	Private Judge	Unavailability of Party	Other Terminations	Total Terminations
Adams	0	33	1	0	3	0	0	0	0	0	2	39
Allen	1	76	0	0	3	0	0	0	0	0	1	81
Ashland	1	36	0	0	1	0	0	0	0	0	1	39
Ashtabula	1	76	0	0	3	0	0	0	0	2	7	89
Athens	0	29	0	2	0	0	0	0	0	0	0	31
Auglaize	12	0	15	0	3	0	0	0	0	0	0	30
Belmont	0	59	0	0	0	0	0	0	0	0	0	59
Brown	0	43	0	0	3	0	0	0	0	0	0	46
Butler	260	4	0	0	5	0	0	0	0	0	14	283
Carroll	21	0	0	0	1	0	0	0	0	0	0	22
Champaign	50	0	0	0	2	0	0	8	0	0	1	61
Clark	106	28	0	0	2	0	0	0	0	0	3	139
Clermont	3	171	1	1	2	0	0	0	0	0	3	181
Clinton	0	48	0	0	2	0	0	0	0	0	4	54
Columbiana	1	51	0	1	1	0	0	0	0	0	0	54
Coshocton	1	54	1	0	1	0	0	0	0	0	6	63
Crawford	0	40	0	0	1	0	0	0	0	0	3	44
Cuyahoga	433	168	0	0	19	0	0	30	0	0	19	669
Darke	0	39	0	0	1	0	1	0	0	0	0	41
Defiance	40	0	0	0	1	0	0	0	0	0	0	41
Delaware	0	86	0	3	8	0	0	0	62	1	7	167
Erie	12	4	0	0	0	0	0	0	0	0	3	19
Fairfield	111	0	0	0	1	0	0	0	8	0	10	130
Fayette	2	19	1	1	1	1	0	0	0	0	0	25
Franklin	649	0	0	0	8	0	0	8	1	4	33	703
Fulton	9	28	0	1	1	0	0	0	0	0	1	40
Gallia	1	25	0	0	1	0	0	0	0	0	1	28
Geauga	0	58	0	0	3	0	0	0	0	0	4	65
Greene	31	70	0	0	2	0	0	0	0	0	2	105
Guernsey	0	28	0	0	0	0	0	0	0	0	2	30
Hamilton	365	0	0	0	6	0	0	1	0	0	7	379
Hancock	0	64	0	2	1	0	1	0	0	0	9	77
Hardin	0	19	0	0	0	0	0	0	0	0	5	24
Harrison	10	0	0	0	0	0	0	0	0	0	1	11
Henry	22	0	0	0	0	0	0	0	0	0	0	22
Highland	0	25	1	11	2	0	0	0	0	0	3	42
Hocking	34	0	0	0	2	0	0	0	0	0	0	36
Holmes	1	0	13	0	1	0	0	0	0	0	3	18
Huron	0	53	0	12	3	0	0	0	0	0	2	70
Jackson	0	24	0	2	3	0	0	0	1	0	3	33
Jefferson	45	0	0	0	0	0	0	0	0	0	1	46
Knox	0	37	0	0	0	0	0	0	0	0	11	48
Lake	146	0	0	1	3	0	5	0	0	0	14	169
Lawrence	54	0	0	0	1	0	0	0	0	0	5	60

Courts of Common Pleas – Domestic Relations Division

Marriage Dissolutions with Children Terminations

2011

County	Uncontested Judge	Uncontested Magistrate	Trial by Judge	Trial by Magistrate	Voluntary Dismissal	Mediation/ Conciliation	Bankruptcy Stay/ Interlocutory Appeal	Transferred Out	Private Judge	Unavailability of Party	Other Terminations	Total Terminations
Licking	118	26	0	2	5	0	0	0	9	0	3	163
Logan	0	43	1	1	3	0	1	0	0	0	3	52
Lorain	181	0	0	0	14	0	1	1	0	0	8	205
Lucas	216	6	2	0	15	0	0	0	0	0	8	247
Madison	42	2	0	0	2	0	0	0	0	0	0	46
Mahoning	91	2	0	0	1	0	0	0	0	0	4	98
Marion	70	0	1	0	2	0	0	0	0	0	5	78
Medina	160	5	0	0	9	0	0	0	0	0	9	183
Meigs	26	4	8	0	3	0	0	0	0	0	0	41
Mercer	0	22	0	0	0	0	0	0	0	0	1	23
Miami	1	108	0	0	2	1	0	0	0	0	3	115
Monroe	6	0	0	0	0	0	0	0	0	0	0	6
Montgomery	250	64	1	0	13	0	2	0	0	0	6	336
Morgan	12	0	1	0	2	0	0	0	0	0	1	16
Morrow	0	1	0	41	1	0	1	1	0	0	2	47
Muskingum	83	0	0	0	5	0	0	0	0	0	0	88
Noble	0	2	16	0	0	0	0	0	0	0	3	21
Ottawa	0	32	0	0	0	1	0	0	0	0	1	34
Paulding	14	0	0	0	0	0	0	0	0	0	1	15
Perry	24	0	0	0	1	0	2	0	0	0	9	36
Pickaway	1	47	0	2	3	0	0	0	0	0	0	53
Pike	21	0	0	0	1	0	0	0	0	0	0	22
Portage	66	10	0	0	5	0	0	0	0	0	13	94
Preble	0	39	0	0	2	0	0	0	0	0	1	42
Putnam	24	0	0	0	3	0	0	0	0	1	1	29
Richland	57	19	0	0	1	0	0	18	0	0	3	98
Ross	61	1	3	0	3	0	0	3	0	0	5	76
Sandusky	49	1	3	0	3	0	0	1	0	1	0	58
Scioto	35	0	0	0	2	0	0	0	0	0	2	39
Seneca	4	29	0	0	1	1	0	0	0	0	4	39
Shelby	0	29	0	0	3	0	0	0	0	0	0	32
Stark	8	298	0	0	6	0	0	0	0	0	25	337
Summit	177	144	0	0	4	0	0	0	0	0	34	359
Trumbull	159	20	0	0	0	0	0	0	0	0	11	190
Tuscarawas	35	68	0	6	6	0	0	1	0	0	5	121
Union	9	0	1	19	2	0	0	4	0	0	2	37
Van Wert	0	30	0	0	3	1	0	1	0	0	0	35
Vinton	29	0	0	0	1	0	0	0	0	0	0	30
Warren	172	5	2	1	4	0	1	0	0	0	3	188
Washington	2	76	0	0	3	0	0	0	0	1	6	88
Wayne	0	82	0	7	3	0	0	0	0	0	5	97
Williams	4	46	0	0	1	0	0	0	0	0	2	53
Wood	0	102	0	0	1	0	0	0	0	1	2	106
Wyandot	18	0	0	0	2	0	0	0	0	0	0	20
Statewide	4,647	2,858	72	116	242	5	15	77	81	11	382	8,506

Courts of Common Pleas – Domestic Relations Division

Marriage Dissolutions without Children Overall Caseloads

2011

County	Cases Pending January 1	New Filings	Reactivations and Transfers	Total Cases	Total Terminations	Clearance Rate	Cases Pending December 31	Cases Pending Beyond Time Guidelines
Adams	2	36	0	38	36	100%	2	0
Allen	5	101	1	107	98	96%	9	0
Ashland	8	58	0	66	60	103%	6	0
Ashtabula	19	93	1	113	100	106%	13	1
Athens	10	58	0	68	61	105%	7	2
Auglaize	5	40	0	45	42	105%	3	0
Belmont	10	69	2	81	74	104%	7	0
Brown	6	43	1	50	44	100%	6	0
Butler	50	352	0	402	370	105%	32	0
Carroll	3	25	0	28	24	96%	4	0
Champaign	3	80	1	84	78	96%	6	0
Clark	14	122	0	136	125	102%	11	0
Clermont	19	210	0	229	211	100%	18	0
Clinton	6	45	0	51	46	102%	5	0
Columbiana	9	106	0	115	98	92%	17	0
Coshocton	3	49	6	58	52	95%	6	0
Crawford	3	54	1	58	51	93%	7	0
Cuyahoga	103	844	31	978	904	103%	74	0
Darke	4	73	0	77	69	95%	8	0
Defiance	2	41	0	43	35	85%	8	0
Delaware	26	161	4	191	174	105%	17	0
Erie	6	39	2	47	45	110%	2	0
Fairfield	21	149	5	175	149	97%	26	0
Fayette	2	32	0	34	33	103%	1	0
Franklin	80	906	53	1,039	949	99%	90	1
Fulton	5	44	0	49	45	102%	4	0
Gallia	0	39	0	39	39	100%	0	0
Geauga	7	81	2	90	81	98%	9	0
Greene	11	140	0	151	139	99%	12	0
Guernsey	7	47	0	54	51	109%	3	0
Hamilton	76	658	1	735	663	101%	72	0
Hancock	10	94	2	106	99	103%	7	1
Hardin	1	30	0	31	26	87%	5	0
Harrison	1	22	0	23	22	100%	1	0
Henry	4	27	1	32	26	93%	6	1
Highland	6	49	1	56	49	98%	7	0
Hocking	6	41	0	47	46	112%	1	0
Holmes	4	28	0	32	32	114%	0	0
Huron	6	51	0	57	48	94%	9	0
Jackson	4	50	0	54	46	92%	8	0
Jefferson	13	50	0	63	50	100%	13	2
Knox	8	59	1	68	65	108%	3	0
Lake	21	235	5	261	221	92%	40	0
Lawrence	5	49	0	54	45	92%	9	1

Courts of Common Pleas – Domestic Relations Division

Marriage Dissolutions without Children Overall Caseloads

2011

County	Cases Pending January 1	New Filings	Reactivations and Transfers	Total Cases	Total Terminations	Clearance Rate	Cases Pending December 31	Cases Pending Beyond Time Guidelines
Licking	25	169	6	200	184	105%	16	0
Logan	12	59	1	72	60	100%	12	0
Lorain	27	217	2	246	208	95%	38	0
Lucas	48	256	1	305	265	103%	40	0
Madison	3	25	8	36	36	109%	0	0
Mahoning	14	128	0	142	130	102%	12	0
Marion	11	68	1	80	68	99%	12	0
Medina	37	220	0	257	218	99%	39	0
Meigs	2	22	1	25	23	100%	2	0
Mercer	7	27	0	34	31	115%	3	0
Miami	10	150	1	161	147	97%	14	0
Monroe	1	15	0	16	12	80%	4	0
Montgomery	61	435	1	497	427	98%	70	0
Morgan	2	13	0	15	13	100%	2	0
Morrow	5	36	6	47	37	88%	10	3
Muskingum	9	93	0	102	98	105%	4	0
Noble	3	16	0	19	15	94%	4	4
Ottawa	6	44	0	50	48	109%	2	0
Paulding	1	19	0	20	19	100%	1	0
Perry	5	34	1	40	39	111%	1	0
Pickaway	4	66	0	70	65	98%	5	0
Pike	3	35	0	38	33	94%	5	0
Portage	21	106	10	137	121	104%	16	4
Preble	13	46	0	59	55	120%	4	0
Putnam	1	26	0	27	24	92%	3	0
Richland	7	100	9	116	107	98%	9	0
Ross	12	96	3	111	97	98%	14	0
Sandusky	9	74	1	84	76	101%	8	0
Scioto	8	66	2	76	64	94%	12	0
Seneca	1	58	0	59	54	93%	5	0
Shelby	4	63	0	67	65	103%	2	0
Stark	28	402	1	431	374	93%	57	0
Summit	37	476	0	513	452	95%	61	0
Trumbull	39	248	1	288	263	106%	25	0
Tuscarawas	39	138	1	178	160	115%	18	1
Union	5	61	0	66	59	97%	7	0
Van Wert	4	33	0	37	34	103%	3	1
Vinton	2	32	0	34	30	94%	4	0
Warren	20	198	4	222	196	97%	26	0
Washington	10	92	2	104	91	97%	13	0
Wayne	17	130	2	149	135	102%	14	0
Williams	5	50	0	55	51	102%	4	1
Wood	16	121	0	137	120	99%	17	0
Wyandot	2	21	0	23	21	100%	2	0
Statewide	1,210	10,364	186	11,760	10,546	100%	1,214	23

Courts of Common Pleas – Domestic Relations Division

Marriage Dissolutions without Children Terminations

2011

County	Uncontested Judge	Uncontested Magistrate	Trial by Judge	Trial by Magistrate	Voluntary Dismissal	Mediation/ Conciliation	Bankruptcy Stay/ Interlocutory Appeal	Transferred Out	Private Judge	Unavailability of Party	Other Terminations	Total Terminations
Adams	1	32	1	0	1	0	0	0	0	0	1	36
Allen	81	11	0	0	2	0	0	0	0	0	4	98
Ashland	2	55	0	0	2	0	0	0	0	0	1	60
Ashtabula	3	85	1	0	7	0	0	0	0	0	4	100
Athens	1	54	0	3	1	0	0	0	0	0	2	61
Auglaize	20	0	18	0	3	0	0	0	0	0	1	42
Belmont	1	70	0	0	1	0	0	0	0	0	2	74
Brown	0	42	0	0	1	0	0	0	0	0	1	44
Butler	356	4	0	0	4	0	0	0	0	0	6	370
Carroll	23	0	0	0	0	0	0	0	0	0	1	24
Champaign	65	0	0	0	2	0	0	9	0	0	2	78
Clark	118	1	0	0	3	0	0	0	0	0	3	125
Clermont	1	199	1	3	2	0	0	0	0	0	5	211
Clinton	0	41	0	0	0	0	0	0	0	0	5	46
Columbiana	0	96	0	0	1	0	0	0	0	0	1	98
Coshocton	29	1	18	0	2	0	0	0	0	0	2	52
Crawford	0	50	0	0	0	0	1	0	0	0	0	51
Cuyahoga	607	216	0	0	40	0	1	25	1	0	14	904
Darke	0	68	0	0	1	0	0	0	0	0	0	69
Defiance	34	0	0	0	0	0	0	0	0	0	1	35
Delaware	0	131	0	2	6	0	0	1	25	6	3	174
Erie	16	18	0	0	2	0	0	1	0	0	8	45
Fairfield	129	0	0	0	4	0	0	0	8	0	8	149
Fayette	3	29	0	0	1	0	0	0	0	0	0	33
Franklin	879	4	3	0	8	0	0	3	0	2	50	949
Fulton	8	36	0	1	0	0	0	0	0	0	0	45
Gallia	37	0	0	0	1	0	1	0	0	0	0	39
Geauga	6	71	0	0	1	0	0	1	0	1	1	81
Greene	36	98	0	0	4	0	0	0	1	0	0	139
Guernsey	0	46	0	0	2	0	0	0	0	0	3	51
Hamilton	635	0	1	0	13	0	0	0	0	0	14	663
Hancock	0	91	0	0	2	0	1	0	0	1	4	99
Hardin	0	25	0	0	1	0	0	0	0	0	0	26
Harrison	22	0	0	0	0	0	0	0	0	0	0	22
Henry	26	0	0	0	0	0	0	0	0	0	0	26
Highland	3	30	0	16	0	0	0	0	0	0	0	49
Hocking	43	0	0	0	3	0	0	0	0	0	0	46
Holmes	1	0	29	0	1	0	0	0	0	0	1	32
Huron	0	36	0	10	0	0	0	0	0	0	2	48
Jackson	1	37	0	3	4	0	0	0	1	0	0	46
Jefferson	46	0	0	0	3	0	0	0	0	0	1	50
Knox	0	60	0	0	0	0	0	0	0	0	5	65
Lake	203	0	0	0	2	1	0	0	0	0	15	221
Lawrence	39	1	0	0	1	0	0	0	0	0	4	45

Courts of Common Pleas – Domestic Relations Division

Marriage Dissolutions without Children Terminations

2011

County	Uncontested Judge	Uncontested Magistrate	Trial by Judge	Trial by Magistrate	Voluntary Dismissal	Mediation/ Conciliation	Bankruptcy Stay/ Interlocutory Appeal	Transferred Out	Private Judge	Unavailability of Party	Other Terminations	Total Terminations
Licking	75	89	0	0	9	0	0	5	3	0	3	184
Logan	5	53	0	0	2	0	0	0	0	0	0	60
Lorain	192	0	0	0	8	0	2	2	0	0	4	208
Lucas	244	8	0	0	10	0	0	1	0	0	2	265
Madison	28	3	2	0	1	0	0	1	0	0	1	36
Mahoning	124	1	0	0	2	1	0	0	0	0	2	130
Marion	62	0	0	0	1	0	0	0	0	0	5	68
Medina	195	2	0	0	13	0	0	0	0	0	8	218
Meigs	15	5	1	0	2	0	0	0	0	0	0	23
Mercer	3	27	0	0	0	0	0	0	0	0	1	31
Miami	140	0	0	0	2	0	0	0	1	0	4	147
Monroe	11	0	0	0	1	0	0	0	0	0	0	12
Montgomery	341	69	0	0	12	0	0	0	0	0	5	427
Morgan	10	0	1	0	2	0	0	0	0	0	0	13
Morrow	0	0	0	27	3	0	1	4	0	0	2	37
Muskingum	95	0	0	0	3	0	0	0	0	0	0	98
Noble	3	1	10	0	0	0	0	0	0	0	1	15
Ottawa	0	45	0	0	1	0	0	0	0	0	2	48
Paulding	15	1	0	0	2	0	0	0	0	0	1	19
Perry	34	0	0	0	1	0	0	0	0	0	4	39
Pickaway	2	55	0	1	4	0	0	2	1	0	0	65
Pike	31	0	0	0	1	0	0	0	0	0	1	33
Portage	95	8	0	0	2	0	0	0	0	0	16	121
Preble	0	52	0	0	1	0	0	0	0	0	2	55
Putnam	24	0	0	0	0	0	0	0	0	0	0	24
Richland	61	34	0	0	2	0	0	8	0	0	2	107
Ross	80	1	4	0	3	0	0	3	0	1	5	97
Sandusky	70	1	2	0	1	0	0	2	0	0	0	76
Scioto	58	3	0	0	1	0	1	0	0	0	1	64
Seneca	4	48	0	0	0	0	0	0	0	0	2	54
Shelby	0	62	0	1	2	0	0	0	0	0	0	65
Stark	4	345	0	0	4	0	0	0	0	0	21	374
Summit	221	216	0	0	2	0	0	0	0	0	13	452
Trumbull	225	22	0	0	1	0	0	0	0	0	15	263
Tuscarawas	105	42	4	5	2	0	0	0	0	1	1	160
Union	23	0	1	32	0	0	0	3	0	0	0	59
Van Wert	0	34	0	0	0	0	0	0	0	0	0	34
Vinton	28	0	0	0	2	0	0	0	0	0	0	30
Warren	183	3	0	0	6	0	1	0	0	0	3	196
Washington	3	86	0	0	2	0	0	0	0	0	0	91
Wayne	1	126	0	5	2	0	0	0	0	0	1	135
Williams	2	44	0	0	5	0	0	0	0	0	0	51
Wood	0	116	0	0	1	0	0	0	0	0	3	120
Wyandot	20	0	0	0	1	0	0	0	0	0	0	21
Statewide	6,307	3,340	97	109	252	2	9	71	41	12	306	10,546

Courts of Common Pleas – Domestic Relations Division

Change of Custody Overall Caseloads

2011

County	Cases Pending January 1	New Filings	Reactivations and Transfers	Total Cases	Total Terminations	Clearance Rate	Cases Pending December 31	Cases Pending Beyond Time Guidelines
Adams	14	0	11	25	18	164%	7	1
Allen	36	0	104	140	111	107%	29	1
Ashland	11	0	20	31	22	110%	9	2
Ashtabula	32	0	69	101	79	114%	22	5
Athens	16	0	31	47	29	94%	18	3
Auglaize	15	0	40	55	33	83%	22	2
Belmont	15	0	31	46	39	126%	7	0
Brown	23	0	64	87	66	103%	21	0
Butler	114	0	636	750	619	97%	131	0
Carroll	6	0	20	26	20	100%	6	2
Champaign	17	1	57	75	55	95%	20	2
Clark	50	0	71	121	74	104%	47	9
Clermont	41	0	88	129	110	125%	19	1
Clinton	18	0	28	46	37	132%	9	1
Columbiana	14	0	15	29	22	147%	7	2
Coshocton	15	0	35	50	44	126%	6	1
Crawford	13	0	27	40	24	89%	16	2
Cuyahoga	125	2	565	692	575	101%	117	9
Darke	11	25	1	37	30	115%	7	0
Defiance	15	0	27	42	28	104%	14	1
Delaware	43	0	40	83	66	165%	17	1
Erie	12	0	34	46	28	82%	18	5
Fairfield	101	70	204	375	242	88%	133	37
Fayette	7	0	24	31	25	104%	6	2
Franklin	337	0	1,039	1,376	1,048	101%	328	55
Fulton	21	0	42	63	46	110%	17	5
Gallia	8	0	36	44	34	94%	10	1
Geauga	0	0	0	0	0	-	0	0
Greene	25	2	36	63	42	111%	21	2
Guernsey	5	0	32	37	33	103%	4	0
Hamilton	76	0	234	310	226	97%	84	7
Hancock	19	0	36	55	32	89%	23	3
Hardin	2	0	14	16	10	71%	6	0
Harrison	4	1	9	14	11	110%	3	1
Henry	11	1	7	19	5	63%	14	9
Highland	5	0	33	38	28	85%	10	0
Hocking	12	0	27	39	31	115%	8	0
Holmes	1	13	0	14	7	54%	7	0
Huron	12	0	38	50	34	89%	16	3
Jackson	12	0	25	37	17	68%	20	5
Jefferson	3	0	24	27	21	88%	6	0
Knox	16	0	48	64	35	73%	29	3
Lake	19	0	87	106	79	91%	27	0
Lawrence	24	0	77	101	62	81%	39	5

Courts of Common Pleas – Domestic Relations Division

Change of Custody Overall Caseloads

2011

County	Cases Pending January 1	New Filings	Reactivations and Transfers	Total Cases	Total Terminations	Clearance Rate	Cases Pending December 31	Cases Pending Beyond Time Guidelines
Licking	136	19	243	398	288	110%	110	6
Logan	28	0	43	71	38	88%	33	10
Lorain	66	0	154	220	155	101%	65	2
Lucas	123	0	263	386	254	97%	132	20
Madison	14	21	1	36	23	105%	13	3
Mahoning	26	0	92	118	89	97%	29	0
Marion	20	0	62	82	55	89%	27	2
Medina	54	0	128	182	140	109%	42	1
Meigs	7	4	14	25	17	94%	8	1
Mercer	12	0	24	36	30	125%	6	1
Miami	29	0	100	129	96	96%	33	1
Monroe	4	0	2	6	6	300%	0	0
Montgomery	118	6	232	356	228	96%	128	17
Morgan	4	0	8	12	7	88%	5	2
Morrow	0	0	0	0	0	-	0	0
Muskingum	96	165	84	345	196	79%	149	27
Noble	3	0	13	16	8	62%	8	3
Ottawa	17	0	0	17	10	-	7	0
Paulding	2	0	13	15	10	77%	5	0
Perry	8	2	19	29	22	105%	7	0
Pickaway	0	0	1	1	1	100%	0	0
Pike	7	0	25	32	22	88%	10	0
Portage	22	2	103	127	98	93%	29	2
Preble	12	0	18	30	21	117%	9	1
Putnam	0	0	3	3	1	33%	2	1
Richland	81	40	228	349	289	108%	60	8
Ross	38	12	35	85	60	128%	25	1
Sandusky	42	2	44	88	58	126%	30	10
Scioto	11	0	47	58	52	111%	6	1
Seneca	13	0	46	59	42	91%	17	0
Shelby	17	0	33	50	37	112%	13	0
Stark	84	9	252	345	277	106%	68	2
Summit	138	5	146	289	190	126%	99	22
Trumbull	72	2	113	187	124	108%	63	14
Tuscarawas	37	0	83	120	91	110%	29	5
Union	12	0	27	39	29	107%	10	1
Van Wert	13	1	39	53	42	105%	11	1
Vinton	1	1	6	8	5	71%	3	0
Warren	30	0	109	139	106	97%	33	2
Washington	18	12	30	60	47	112%	13	0
Wayne	0	0	2	2	2	100%	0	0
Williams	11	0	18	29	20	111%	9	1
Wood	18	0	46	64	36	78%	28	4
Wyandot	4	0	11	15	9	82%	6	0
Statewide	2,824	418	7,046	10,288	7,528	101%	2,760	360

Courts of Common Pleas – Domestic Relations Division

Change of Custody Terminations

2011

County	Uncontested Judge	Uncontested Magistrate	Trial by Judge	Trial by Magistrate	Voluntary Dismissal	Mediation/ Conciliation	Bankruptcy Stay/ Interlocutory Appeal	Transferred Out	Private Judge	Unavailability of Party	Other Terminations	Total Terminations
Adams	0	7	0	4	1	0	0	0	0	0	6	18
Allen	5	71	1	9	9	0	0	0	0	0	16	111
Ashland	2	17	0	1	2	0	0	0	0	0	0	22
Ashtabula	21	17	3	1	6	0	0	0	0	1	30	79
Athens	0	1	1	13	5	0	0	0	0	0	9	29
Auglaize	8	0	17	0	7	0	0	1	0	0	0	33
Belmont	0	36	0	0	2	0	0	0	0	0	1	39
Brown	0	5	2	22	5	0	0	0	0	0	32	66
Butler	0	3	1	342	103	0	2	0	0	48	120	619
Carroll	15	0	2	0	2	0	0	0	0	0	1	20
Champaign	38	2	5	0	5	0	0	5	0	0	0	55
Clark	0	0	58	5	7	0	0	0	0	0	4	74
Clermont	0	0	5	84	6	15	0	0	0	0	0	110
Clinton	0	9	0	22	2	0	0	0	0	0	4	37
Columbiana	0	20	0	0	1	1	0	0	0	0	0	22
Coshocton	0	0	0	11	1	0	0	0	0	1	31	44
Crawford	0	8	0	1	5	5	0	0	0	0	5	24
Cuyahoga	0	0	82	367	73	36	16	0	0	0	1	575
Darke	17	1	0	6	5	0	0	0	0	0	1	30
Defiance	1	12	0	10	5	0	0	0	0	0	0	28
Delaware	0	31	1	27	4	0	1	0	0	1	1	66
Erie	11	7	0	0	4	0	0	3	0	0	3	28
Fairfield	101	40	16	26	20	0	1	7	0	1	30	242
Fayette	1	14	0	7	2	0	0	0	0	0	1	25
Franklin	224	28	9	41	95	5	0	1	0	7	638	1,048
Fulton	13	2	11	15	3	1	0	0	0	0	1	46
Gallia	0	2	0	16	9	0	0	0	0	0	7	34
Geauga	0	0	0	0	0	0	0	0	0	0	0	0
Greene	12	14	1	6	6	0	0	0	0	0	3	42
Guernsey	0	7	1	9	2	0	0	0	0	1	13	33
Hamilton	18	1	39	53	20	3	0	2	0	0	90	226
Hancock	2	18	3	7	2	0	0	0	0	0	0	32
Hardin	0	0	0	0	0	0	0	1	0	0	9	10
Harrison	1	0	8	2	0	0	0	0	0	0	0	11
Henry	2	1	1	0	0	0	0	0	0	0	1	5
Highland	0	0	0	21	2	0	0	0	0	0	5	28
Hocking	2	0	0	26	3	0	0	0	0	0	0	31
Holmes	1	0	1	0	1	0	0	0	0	0	4	7
Huron	0	0	0	27	6	0	0	0	0	0	1	34
Jackson	0	0	0	12	4	0	0	0	0	0	1	17
Jefferson	0	0	1	15	3	0	0	2	0	0	0	21
Knox	0	17	0	7	1	0	0	0	0	0	10	35
Lake	0	0	0	12	4	25	1	0	0	0	37	79
Lawrence	23	27	0	0	2	0	0	1	0	0	9	62

Courts of Common Pleas – Domestic Relations Division

Change of Custody Terminations

2011

County	Uncontested Judge	Uncontested Magistrate	Trial by Judge	Trial by Magistrate	Voluntary Dismissal	Mediation/ Conciliation	Bankruptcy Stay/ Interlocutory Appeal	Transferred Out	Private Judge	Unavailability of Party	Other Terminations	Total Terminations
Licking	5	60	4	148	35	22	1	1	0	0	12	288
Logan	7	15	2	11	3	0	0	0	0	0	0	38
Lorain	19	0	3	1	19	0	0	0	0	3	110	155
Lucas	0	113	0	87	0	0	0	0	0	0	54	254
Madison	2	0	0	11	6	0	0	0	0	0	4	23
Mahoning	1	17	0	68	0	0	0	0	0	0	3	89
Marion	43	0	6	2	4	0	0	0	0	0	0	55
Medina	7	27	5	59	17	18	2	2	0	2	1	140
Meigs	0	1	14	0	0	0	0	1	0	0	1	17
Mercer	1	3	0	13	4	0	0	0	0	0	9	30
Miami	0	2	0	16	16	1	0	0	0	0	61	96
Monroe	5	0	0	0	1	0	0	0	0	0	0	6
Montgomery	0	142	3	41	14	0	1	2	0	1	24	228
Morgan	3	0	1	0	2	0	0	0	0	0	1	7
Morrow	0	0	0	0	0	0	0	0	0	0	0	0
Muskingum	110	3	21	23	24	5	0	3	0	0	7	196
Noble	0	2	5	0	1	0	0	0	0	0	0	8
Ottawa	0	0	0	0	0	0	0	0	0	0	10	10
Paulding	3	0	1	0	2	0	0	0	0	0	4	10
Perry	0	1	0	9	5	0	0	0	0	1	6	22
Pickaway	0	0	0	0	0	0	0	1	0	0	0	1
Pike	20	0	0	0	0	0	0	0	0	0	2	22
Portage	2	0	12	18	8	0	0	0	0	0	58	98
Preble	0	0	1	14	0	0	0	0	0	0	6	21
Putnam	1	0	0	0	0	0	0	0	0	0	0	1
Richland	74	95	3	8	17	0	0	82	0	2	8	289
Ross	2	2	5	4	5	0	0	2	0	0	40	60
Sandusky	4	0	0	0	5	0	0	0	0	4	45	58
Scioto	4	23	0	11	4	6	0	0	1	0	3	52
Seneca	6	22	3	6	1	0	0	1	0	1	2	42
Shelby	0	26	0	8	3	0	0	0	0	0	0	37
Stark	0	0	31	69	11	0	0	0	0	0	166	277
Summit	1	51	2	81	6	0	0	0	0	0	49	190
Trumbull	0	0	0	56	7	0	0	3	0	0	58	124
Tuscarawas	2	14	7	46	5	10	0	1	0	0	6	91
Union	0	0	5	18	2	0	0	1	0	0	3	29
Van Wert	0	40	0	0	0	0	0	0	0	1	1	42
Vinton	1	0	3	0	1	0	0	0	0	0	0	5
Warren	0	0	0	93	9	0	0	0	0	3	1	106
Washington	6	26	1	5	3	2	0	0	0	0	4	47
Wayne	0	0	0	1	1	0	0	0	0	0	0	2
Williams	1	12	0	0	7	0	0	0	0	0	0	20
Wood	2	23	0	7	3	1	0	0	0	0	0	36
Wyandot	1	2	0	2	1	0	0	1	0	1	1	9
Statewide	851	1,140	407	2,163	697	156	25	124	1	79	1,885	7,528

Courts of Common Pleas – Domestic Relations Division

Visitation Enforcement or Modification Overall Caseloads

2011

County	Cases Pending January 1	New Filings	Reactivations and Transfers	Total Cases	Total Terminations	Clearance Rate	Cases Pending December 31	Cases Pending Beyond Time Guidelines
Adams	4	0	3	7	5	167%	2	0
Allen	13	1	20	34	25	119%	9	0
Ashland	2	0	6	8	4	67%	4	0
Ashtabula	11	0	17	28	20	118%	8	3
Athens	6	0	17	23	13	76%	10	3
Auglaize	3	0	5	8	6	120%	2	0
Belmont	8	0	14	22	14	100%	8	2
Brown	19	0	20	39	31	155%	8	1
Butler	59	58	257	374	323	103%	51	0
Carroll	1	0	3	4	3	100%	1	0
Champaign	1	0	3	4	3	100%	1	0
Clark	16	0	46	62	47	102%	15	3
Clermont	34	0	92	126	97	105%	29	2
Clinton	5	0	11	16	8	73%	8	1
Columbiana	10	1	16	27	10	59%	17	7
Coshocton	7	0	12	19	15	125%	4	0
Crawford	15	0	21	36	22	105%	14	2
Cuyahoga	58	0	198	256	188	95%	68	6
Darke	4	8	0	12	11	138%	1	0
Defiance	3	0	9	12	9	100%	3	0
Delaware	14	0	32	46	30	94%	16	1
Erie	10	0	10	20	10	100%	10	7
Fairfield	37	1	75	113	61	80%	52	11
Fayette	2	0	14	16	14	100%	2	0
Franklin	30	0	117	147	105	90%	42	14
Fulton	5	0	18	23	11	61%	12	3
Gallia	2	0	8	10	6	75%	4	1
Geauga	10	0	27	37	29	107%	8	0
Greene	23	0	29	52	37	128%	15	3
Guernsey	2	0	15	17	14	93%	3	0
Hamilton	73	0	247	320	237	96%	83	4
Hancock	11	0	11	22	16	145%	6	1
Hardin	3	0	4	7	7	175%	0	0
Harrison	4	1	3	8	5	125%	3	1
Henry	21	0	10	31	5	50%	26	20
Highland	7	0	15	22	19	127%	3	0
Hocking	4	0	12	16	12	100%	4	0
Holmes	0	4	0	4	3	75%	1	0
Huron	2	0	13	15	10	77%	5	0
Jackson	6	1	9	16	10	100%	6	1
Jefferson	3	1	11	15	14	117%	1	0
Knox	4	0	3	7	7	233%	0	0
Lake	17	0	50	67	47	94%	20	0
Lawrence	7	0	6	13	8	133%	5	2

Courts of Common Pleas – Domestic Relations Division

Visitation Enforcement or Modification Overall Caseloads

2011

County	Cases Pending January 1	New Filings	Reactivations and Transfers	Total Cases	Total Terminations	Clearance Rate	Cases Pending December 31	Cases Pending Beyond Time Guidelines
Licking	54	1	127	182	142	111%	40	0
Logan	3	0	5	8	6	120%	2	1
Lorain	6	0	19	25	21	111%	4	0
Lucas	99	0	144	243	157	109%	86	14
Madison	0	0	1	1	1	100%	0	0
Mahoning	17	0	52	69	51	98%	18	0
Marion	2	0	6	8	5	83%	3	0
Medina	74	0	166	240	188	113%	52	0
Meigs	2	2	3	7	7	140%	0	0
Mercer	0	1	5	6	2	33%	4	0
Miami	17	0	41	58	41	100%	17	0
Monroe	2	0	2	4	3	150%	1	0
Montgomery	61	3	162	226	143	87%	83	11
Morgan	1	0	1	2	2	200%	0	0
Morrow	0	0	1	1	1	100%	0	0
Muskingum	38	33	50	121	70	84%	51	13
Noble	7	0	9	16	12	133%	4	2
Ottawa	1	0	0	1	1	-	0	0
Paulding	1	0	12	13	6	50%	7	4
Perry	0	1	5	6	4	67%	2	0
Pickaway	1	0	0	1	1	-	0	0
Pike	1	0	4	5	2	50%	3	1
Portage	12	1	47	60	42	88%	18	2
Preble	5	0	10	15	7	70%	8	1
Putnam	0	0	0	0	0	-	0	0
Richland	22	3	82	107	81	95%	26	3
Ross	11	5	9	25	20	143%	5	0
Sandusky	22	0	14	36	12	86%	24	13
Scioto	13	9	53	75	62	100%	13	2
Seneca	5	0	10	15	9	90%	6	0
Shelby	0	0	5	5	4	80%	1	0
Stark	67	0	267	334	247	93%	87	3
Summit	89	9	115	213	136	110%	77	18
Trumbull	43	1	64	108	67	103%	41	7
Tuscarawas	31	0	52	83	61	117%	22	1
Union	4	1	3	8	7	175%	1	0
Van Wert	0	0	8	8	7	88%	1	0
Vinton	0	0	1	1	1	100%	0	0
Warren	40	0	96	136	96	100%	40	2
Washington	9	0	72	81	69	96%	12	1
Wayne	1	0	1	2	2	200%	0	0
Williams	2	0	13	15	9	69%	6	0
Wood	13	0	20	33	24	120%	9	1
Wyandot	3	0	2	5	3	150%	2	1
Statewide	1,355	146	3,268	4,769	3,403	100%	1,366	200

Courts of Common Pleas – Domestic Relations Division

Visitation Enforcement or Modification Terminations

2011

County	Uncontested Judge	Uncontested Magistrate	Trial by Judge	Trial by Magistrate	Voluntary Dismissal	Mediation/ Conciliation	Bankruptcy Stay/ Interlocutory Appeal	Transferred Out	Private Judge	Unavailability of Party	Other Terminations	Total Terminations
Adams	0	0	0	1	0	0	0	0	0	1	3	5
Allen	1	10	2	2	6	0	0	0	0	0	4	25
Ashland	0	0	0	1	1	0	0	0	0	0	2	4
Ashtabula	2	5	0	1	2	0	0	0	0	0	10	20
Athens	0	1	1	8	0	0	0	0	0	0	3	13
Auglaize	1	0	4	0	1	0	0	0	0	0	0	6
Belmont	0	12	0	0	1	0	0	0	0	0	1	14
Brown	0	1	1	12	2	0	0	0	0	0	15	31
Butler	0	0	5	87	78	0	0	0	0	10	143	323
Carroll	2	0	0	0	0	0	0	0	0	0	1	3
Champaign	3	0	0	0	0	0	0	0	0	0	0	3
Clark	0	0	10	29	5	1	1	0	0	1	0	47
Clermont	0	0	5	71	8	8	0	3	0	1	1	97
Clinton	0	0	0	7	0	0	0	0	0	0	1	8
Columbiana	0	7	0	1	1	0	0	0	0	1	0	10
Coshocton	0	0	1	4	3	0	0	0	0	0	7	15
Crawford	1	5	0	2	3	4	0	1	0	0	6	22
Cuyahoga	0	1	14	116	34	18	5	0	0	0	0	188
Darke	4	0	0	5	1	0	0	0	0	0	1	11
Defiance	0	1	0	8	0	0	0	0	0	0	0	9
Delaware	0	11	0	14	3	0	0	0	0	0	2	30
Erie	3	4	0	0	2	0	0	0	0	0	1	10
Fairfield	14	13	3	12	7	0	0	0	0	0	12	61
Fayette	2	6	1	4	1	0	0	0	0	0	0	14
Franklin	5	1	1	7	9	0	0	0	0	0	82	105
Fulton	1	2	1	5	1	1	0	0	0	0	0	11
Gallia	0	0	0	4	0	0	0	0	0	0	2	6
Geauga	0	16	0	3	4	0	0	0	0	0	6	29
Greene	8	15	1	4	3	0	0	0	0	0	6	37
Guernsey	0	2	0	5	1	2	0	1	0	0	3	14
Hamilton	0	0	34	85	20	6	0	2	0	0	90	237
Hancock	0	6	0	7	3	0	0	0	0	0	0	16
Hardin	0	0	0	0	0	0	0	0	0	0	7	7
Harrison	1	0	3	0	0	1	0	0	0	0	0	5
Henry	2	0	1	0	0	0	0	0	0	0	2	5
Highland	0	1	0	17	0	0	0	0	0	0	1	19
Hocking	0	1	0	10	1	0	0	0	0	0	0	12
Holmes	0	0	1	0	0	0	0	0	0	0	2	3
Huron	0	0	0	5	3	0	0	0	0	0	2	10
Jackson	0	0	1	6	1	0	0	1	0	0	1	10
Jefferson	0	0	13	0	0	0	0	0	0	0	1	14
Knox	0	6	0	1	0	0	0	0	0	0	0	7
Lake	0	0	1	12	6	14	0	0	0	0	14	47
Lawrence	2	5	0	0	0	0	0	0	0	0	1	8

Courts of Common Pleas – Domestic Relations Division

Visitation Enforcement or Modification Terminations

2011

County	Uncontested Judge	Uncontested Magistrate	Trial by Judge	Trial by Magistrate	Voluntary Dismissal	Mediation/ Conciliation	Bankruptcy Stay/ Interlocutory Appeal	Transferred Out	Private Judge	Unavailability of Party	Other Terminations	Total Terminations
Licking	1	19	3	71	33	11	1	1	0	0	2	142
Logan	0	0	0	4	1	0	0	1	0	0	0	6
Lorain	3	0	0	0	4	0	0	0	0	0	14	21
Lucas	0	59	0	58	2	0	0	1	0	0	37	157
Madison	0	0	0	0	1	0	0	0	0	0	0	1
Mahoning	2	14	0	35	0	0	0	0	0	0	0	51
Marion	3	0	0	0	1	0	0	0	0	0	1	5
Medina	4	34	14	58	32	26	2	6	0	8	4	188
Meigs	0	0	7	0	0	0	0	0	0	0	0	7
Mercer	0	1	0	1	0	0	0	0	0	0	0	2
Miami	0	1	0	12	5	0	0	0	0	0	23	41
Monroe	2	0	0	0	0	0	0	0	0	0	1	3
Montgomery	0	78	2	39	14	0	1	1	0	2	6	143
Morgan	0	0	1	0	0	1	0	0	0	0	0	2
Morrow	0	0	0	1	0	0	0	0	0	0	0	1
Muskingum	31	7	3	13	11	2	0	0	0	0	3	70
Noble	0	1	9	0	2	0	0	0	0	0	0	12
Ottawa	0	0	0	0	0	0	0	0	0	0	1	1
Paulding	3	0	0	0	0	0	0	0	0	0	3	6
Perry	0	0	0	2	0	0	0	0	0	0	2	4
Pickaway	0	0	0	1	0	0	0	0	0	0	0	1
Pike	2	0	0	0	0	0	0	0	0	0	0	2
Portage	0	0	6	14	2	0	0	0	0	0	20	42
Preble	0	0	0	4	1	0	0	0	0	0	2	7
Putnam	0	0	0	0	0	0	0	0	0	0	0	0
Richland	29	19	0	0	5	0	0	23	0	0	5	81
Ross	0	1	0	4	3	1	0	1	0	0	10	20
Sandusky	0	0	0	0	1	0	0	1	0	0	10	12
Scioto	5	27	1	12	5	9	0	0	0	0	3	62
Seneca	1	5	2	0	0	0	0	0	0	0	1	9
Shelby	0	3	0	1	0	0	0	0	0	0	0	4
Stark	0	0	40	55	12	0	0	0	0	0	140	247
Summit	1	28	0	60	5	0	0	1	0	2	39	136
Trumbull	0	0	1	35	4	0	0	3	0	0	24	67
Tuscarawas	0	14	3	28	10	4	0	0	0	0	2	61
Union	0	0	1	4	1	0	0	1	0	0	0	7
Van Wert	0	7	0	0	0	0	0	0	0	0	0	7
Vinton	0	0	1	0	0	0	0	0	0	0	0	1
Warren	0	1	0	77	8	0	1	0	0	4	5	96
Washington	2	37	4	14	3	2	0	0	0	0	7	69
Wayne	0	0	0	2	0	0	0	0	0	0	0	2
Williams	0	9	0	0	0	0	0	0	0	0	0	9
Wood	0	12	1	5	5	0	0	0	0	0	1	24
Wyandot	0	2	0	1	0	0	0	0	0	0	0	3
Statewide	141	511	203	1,167	382	111	11	48	0	30	799	3,403

Courts of Common Pleas – Domestic Relations Division

Support Enforcement or Modification Overall Caseloads

2011

County	Cases Pending January 1	New Filings	Reactivations and Transfers	Total Cases	Total Terminations	Clearance Rate	Cases Pending December 31	Cases Pending Beyond Time Guidelines
Adams	39	0	64	103	67	105%	36	0
Allen	41	0	610	651	605	99%	46	0
Ashland	7	0	360	367	346	96%	21	0
Ashtabula	105	33	168	306	189	94%	117	16
Athens	109	0	178	287	186	104%	101	14
Auglaize	2	0	15	17	14	93%	3	0
Belmont	74	0	171	245	170	99%	75	9
Brown	36	0	191	227	201	105%	26	0
Butler	149	53	889	1,091	907	96%	184	0
Carroll	1	0	36	37	36	100%	1	0
Champaign	73	0	125	198	166	133%	32	2
Clark	159	35	469	663	553	110%	110	5
Clermont	274	1	647	922	694	107%	228	3
Clinton	97	0	104	201	120	115%	81	39
Columbiana	222	1	847	1,070	909	107%	161	10
Coshocton	21	0	271	292	269	99%	23	0
Crawford	25	0	91	116	74	81%	42	2
Cuyahoga	405	0	1,434	1,839	1,238	86%	601	15
Darke	17	117	2	136	111	93%	25	0
Defiance	40	0	110	150	133	121%	17	2
Delaware	84	0	337	421	336	100%	85	2
Erie	33	5	179	217	150	82%	67	10
Fairfield	554	222	2,072	2,848	2,357	103%	491	95
Fayette	16	0	215	231	218	101%	13	0
Franklin	366	54	1,329	1,749	1,499	108%	250	23
Fulton	11	1	23	35	30	125%	5	0
Gallia	32	0	145	177	152	105%	25	0
Geauga	57	2	170	229	145	84%	84	5
Greene	141	0	283	424	286	101%	138	15
Guernsey	27	1	128	156	142	110%	14	0
Hamilton	474	0	1,267	1,741	1,236	98%	505	6
Hancock	43	0	109	152	77	71%	75	7
Hardin	22	0	89	111	82	92%	29	0
Harrison	12	0	115	127	118	103%	9	3
Henry	35	1	23	59	11	46%	48	26
Highland	26	23	69	118	97	105%	21	0
Hocking	33	0	97	130	96	99%	34	0
Holmes	11	120	6	137	133	106%	4	0
Huron	59	25	358	442	381	99%	61	0
Jackson	19	0	43	62	24	56%	38	3
Jefferson	2	0	11	13	12	109%	1	0
Knox	15	0	299	314	294	98%	20	0
Lake	142	1	355	498	381	107%	117	2
Lawrence	46	1	92	139	97	104%	42	8

Courts of Common Pleas – Domestic Relations Division

Support Enforcement or Modification Overall Caseloads

2011

County	Cases Pending January 1	New Filings	Reactivations and Transfers	Total Cases	Total Terminations	Clearance Rate	Cases Pending December 31	Cases Pending Beyond Time Guidelines
Licking	309	74	900	1,283	904	93%	379	2
Logan	51	0	248	299	258	104%	41	5
Lorain	141	50	590	781	610	95%	171	0
Lucas	190	0	500	690	486	97%	204	7
Madison	4	23	0	27	23	100%	4	1
Mahoning	51	0	252	303	248	98%	55	0
Marion	43	0	127	170	135	106%	35	1
Medina	572	0	1,857	2,429	1,980	107%	449	3
Meigs	37	1	253	291	235	93%	56	2
Mercer	14	3	128	145	124	95%	21	0
Miami	86	0	221	307	215	97%	92	0
Monroe	20	0	12	32	19	158%	13	7
Montgomery	208	50	533	791	571	98%	220	11
Morgan	36	2	98	136	126	126%	10	0
Morrow	1	0	180	181	180	100%	1	0
Muskingum	474	339	1,211	2,024	1,598	103%	426	128
Noble	5	0	13	18	10	77%	8	3
Ottawa	14	0	0	14	4	-	10	0
Paulding	3	0	66	69	59	89%	10	1
Perry	18	4	53	75	54	95%	21	0
Pickaway	1	0	2	3	3	150%	0	0
Pike	14	1	147	162	137	93%	25	0
Portage	97	1	1,020	1,118	1,011	99%	107	2
Preble	17	1	24	42	17	68%	25	7
Putnam	3	0	9	12	11	122%	1	0
Richland	264	282	1,536	2,082	1,691	93%	391	0
Ross	70	21	60	151	118	146%	33	1
Sandusky	69	4	81	154	85	100%	69	26
Scioto	77	70	435	582	501	99%	81	3
Seneca	21	0	56	77	69	123%	8	0
Shelby	13	0	39	52	33	85%	19	0
Stark	154	0	1,427	1,581	1,418	99%	163	1
Summit	817	381	1,160	2,358	1,598	104%	760	55
Trumbull	104	0	313	417	310	99%	107	1
Tuscarawas	82	0	103	185	145	141%	40	1
Union	34	0	94	128	103	110%	25	0
Van Wert	21	1	106	128	116	108%	12	1
Vinton	1	1	2	4	4	133%	0	0
Warren	205	1	740	946	686	93%	260	3
Washington	35	22	381	438	390	97%	48	1
Wayne	4	0	1	5	5	500%	0	0
Williams	18	0	63	81	75	119%	6	0
Wood	55	6	180	241	178	96%	63	3
Wyandot	6	0	15	21	17	113%	4	0
Statewide	8,615	2,034	29,832	40,481	31,902	100%	8,579	598

Courts of Common Pleas – Domestic Relations Division

Support Enforcement or Modification Terminations

2011

County	Uncontested Judge	Uncontested Magistrate	Trial by Judge	Trial by Magistrate	Voluntary Dismissal	Mediation/ Conciliation	Bankruptcy Stay/ Interlocutory Appeal	Transferred Out	Private Judge	Unavailability of Party	Other Terminations	Total Terminations
Adams	0	24	0	9	10	0	0	0	0	12	12	67
Allen	7	62	2	20	23	0	0	0	0	15	476	605
Ashland	303	7	2	23	8	0	0	0	0	0	3	346
Ashtabula	11	75	1	2	5	0	0	1	0	7	87	189
Athens	0	0	13	146	15	0	0	0	0	0	12	186
Auglaize	7	0	3	0	2	0	0	0	0	1	1	14
Belmont	1	110	0	2	39	0	1	0	0	6	11	170
Brown	0	6	3	108	52	0	0	1	0	15	16	201
Butler	0	0	12	488	107	0	3	0	0	103	194	907
Carroll	33	0	1	0	2	0	0	0	0	0	0	36
Champaign	14	102	11	8	23	0	0	2	0	1	5	166
Clark	0	0	113	353	20	0	0	0	0	49	18	553
Clermont	0	0	56	554	33	8	1	0	0	39	3	694
Clinton	0	2	26	31	25	0	0	0	0	7	29	120
Columbiana	0	526	12	336	4	0	1	0	0	3	27	909
Coshocton	0	0	0	11	14	0	0	2	0	0	242	269
Crawford	1	2	4	30	22	2	0	0	0	6	7	74
Cuyahoga	0	0	112	1,003	105	0	5	0	0	0	13	1,238
Darke	24	5	3	25	35	1	0	0	0	5	13	111
Defiance	0	0	0	102	25	0	0	0	0	0	6	133
Delaware	0	23	4	104	37	0	0	4	1	0	163	336
Erie	4	79	0	1	12	1	0	12	0	32	9	150
Fairfield	201	195	118	70	236	0	2	1	0	176	1,358	2,357
Fayette	112	29	4	54	13	0	0	0	0	4	2	218
Franklin	80	117	55	144	155	0	2	0	0	34	912	1,499
Fulton	2	2	7	11	5	1	0	1	0	0	1	30
Gallia	0	23	0	57	19	1	0	0	0	7	45	152
Geauga	1	86	0	18	22	0	5	0	0	1	12	145
Greene	43	79	10	97	30	0	1	0	0	0	26	286
Guernsey	1	3	2	79	4	0	0	0	0	9	44	142
Hamilton	0	1	358	561	24	2	1	2	0	168	119	1,236
Hancock	1	29	2	10	30	0	0	0	0	5	0	77
Hardin	0	0	0	1	30	0	0	0	0	7	44	82
Harrison	90	0	17	5	0	0	0	0	0	5	1	118
Henry	1	10	0	0	0	0	0	0	0	0	0	11
Highland	1	3	0	45	25	0	0	0	1	1	21	97
Hocking	0	0	0	81	6	0	0	1	1	5	2	96
Holmes	113	0	3	0	10	0	0	0	0	0	7	133
Huron	0	0	3	94	18	0	0	1	0	10	255	381
Jackson	0	0	0	11	3	0	0	1	0	1	8	24
Jefferson	0	0	2	9	0	0	0	1	0	0	0	12
Knox	0	18	1	28	2	0	0	0	0	0	245	294
Lake	0	0	1	255	44	20	1	0	0	0	60	381
Lawrence	5	64	0	0	19	0	0	1	0	0	8	97

Courts of Common Pleas – Domestic Relations Division

Support Enforcement or Modification Terminations

2011

County	Uncontested Judge	Uncontested Magistrate	Trial by Judge	Trial by Magistrate	Voluntary Dismissal	Mediation/ Conciliation	Bankruptcy Stay/ Interlocutory Appeal	Transferred Out	Private Judge	Unavailability of Party	Other Terminations	Total Terminations
Licking	1	47	4	571	196	0	5	5	0	66	9	904
Logan	3	238	2	8	4	0	0	0	0	0	3	258
Lorain	5	0	0	1	84	0	0	4	0	11	505	610
Lucas	0	200	0	96	117	0	0	0	0	0	73	486
Madison	0	0	0	9	13	0	0	0	0	0	1	23
Mahoning	1	50	0	193	0	1	0	0	0	0	3	248
Marion	66	3	7	3	46	0	0	2	0	0	8	135
Medina	53	600	302	638	150	47	8	10	0	167	5	1,980
Meigs	1	11	188	4	25	0	0	1	0	0	5	235
Mercer	0	6	1	25	4	0	0	1	0	2	85	124
Miami	0	5	0	33	81	2	1	0	0	1	92	215
Monroe	5	0	0	0	6	0	0	0	0	0	8	19
Montgomery	0	255	4	155	106	0	1	1	0	9	40	571
Morgan	64	0	36	0	10	0	0	0	0	14	2	126
Morrow	0	0	0	178	1	0	0	0	0	0	1	180
Muskingum	758	308	1	223	242	4	0	0	0	43	19	1,598
Noble	0	1	9	0	0	0	0	0	0	0	0	10
Ottawa	0	0	0	0	0	0	0	0	0	0	4	4
Paulding	15	1	1	0	4	0	0	1	0	0	37	59
Perry	0	4	0	19	11	0	0	0	0	0	20	54
Pickaway	0	0	0	2	1	0	0	0	0	0	0	3
Pike	109	0	0	0	8	0	0	0	0	1	19	137
Portage	7	0	64	86	26	0	0	0	0	0	828	1,011
Preble	0	0	0	5	2	0	0	0	0	5	5	17
Putnam	8	0	0	0	0	0	0	0	0	0	3	11
Richland	36	919	0	47	191	0	0	254	0	185	59	1,691
Ross	0	3	3	61	8	0	0	1	0	2	40	118
Sandusky	10	0	1	0	14	0	0	1	0	0	59	85
Scioto	6	377	0	16	39	1	0	0	0	50	12	501
Seneca	7	40	2	3	9	0	0	0	0	4	4	69
Shelby	0	7	0	17	7	0	0	0	0	2	0	33
Stark	0	2	72	200	25	4	4	1	0	0	1,110	1,418
Summit	4	83	4	902	24	0	0	5	0	24	552	1,598
Trumbull	2	0	0	179	59	0	0	2	0	0	68	310
Tuscarawas	2	14	5	98	11	2	0	0	0	5	8	145
Union	0	0	7	26	46	0	1	11	0	0	12	103
Van Wert	0	94	0	0	10	2	0	0	0	10	0	116
Vinton	0	0	4	0	0	0	0	0	0	0	0	4
Warren	2	2	2	528	24	0	2	0	0	124	2	686
Washington	24	264	15	21	22	0	0	0	0	9	35	390
Wayne	0	0	0	3	0	0	0	0	0	2	0	5
Williams	1	64	0	0	8	0	0	0	0	1	1	75
Wood	30	81	1	25	11	2	0	0	0	0	28	178
Wyandot	0	7	0	5	1	0	0	0	0	3	1	17
Statewide	2,276	5,368	1,696	9,366	2,959	101	45	331	3	1,474	8,283	31,902

Courts of Common Pleas – Domestic Relations Division

Domestic Violence Overall Caseloads

2011

County	Cases Pending January 1	New Filings	Reactivations and Transfers	Total Cases	Total Terminations	Clearance Rate	Cases Pending December 31	Cases Pending Beyond Time Guidelines
Adams	18	118	0	136	121	103%	15	3
Allen	10	140	0	150	142	101%	8	3
Ashland	1	83	0	84	84	101%	0	0
Ashtabula	6	17	1	24	19	106%	5	2
Athens	23	82	1	106	83	100%	23	17
Auglaize	2	46	1	49	45	96%	4	2
Belmont	1	55	0	56	52	95%	4	0
Brown	17	179	32	228	211	100%	17	7
Butler	30	1,265	5	1,300	1,267	100%	33	0
Carroll	5	62	0	67	66	106%	1	0
Champaign	6	93	3	102	96	100%	6	4
Clark	28	542	197	767	745	101%	22	2
Clermont	55	854	71	980	942	102%	38	6
Clinton	12	123	5	140	124	97%	16	3
Columbiana	21	153	3	177	151	97%	26	16
Coshocton	2	35	4	41	41	105%	0	0
Crawford	8	97	0	105	90	93%	15	4
Cuyahoga	61	441	245	747	712	104%	35	10
Darke	7	121	13	141	138	103%	3	0
Defiance	2	6	0	8	7	117%	1	0
Delaware	25	106	11	142	133	114%	9	4
Erie	22	186	32	240	209	96%	31	20
Fairfield	21	116	3	140	125	105%	15	10
Fayette	6	47	4	57	52	102%	5	0
Franklin	182	2,243	165	2,590	2,379	99%	211	66
Fulton	7	20	15	42	30	86%	12	9
Gallia	3	59	0	62	59	100%	3	3
Geauga	20	85	10	115	98	103%	17	10
Greene	30	237	7	274	246	101%	28	17
Guernsey	1	22	0	23	23	105%	0	0
Hamilton	64	1,360	166	1,590	1,543	101%	47	4
Hancock	29	174	5	208	188	105%	20	10
Hardin	2	31	0	33	28	90%	5	0
Harrison	1	9	6	16	15	100%	1	0
Henry	12	11	2	25	17	131%	8	8
Highland	2	60	2	64	60	97%	4	0
Hocking	3	57	0	60	57	100%	3	0
Holmes	0	6	0	6	6	100%	0	0
Huron	3	49	0	52	51	104%	1	0
Jackson	1	30	1	32	26	84%	6	4
Jefferson	20	89	2	111	92	101%	19	13
Knox	1	29	0	30	28	97%	2	1
Lake	8	217	0	225	214	99%	11	4
Lawrence	10	100	13	123	116	103%	7	3

Courts of Common Pleas – Domestic Relations Division

Domestic Violence Overall Caseloads

2011

County	Cases Pending January 1	New Filings	Reactivations and Transfers	Total Cases	Total Terminations	Clearance Rate	Cases Pending December 31	Cases Pending Beyond Time Guidelines
Licking	25	362	2	389	366	101%	23	7
Logan	23	224	35	282	262	101%	20	9
Lorain	19	441	19	479	474	103%	5	0
Lucas	22	995	0	1,017	995	100%	22	6
Madison	6	75	2	83	78	101%	5	0
Mahoning	21	793	0	814	784	99%	30	0
Marion	5	87	6	98	81	87%	17	7
Medina	18	317	14	349	338	102%	11	1
Meigs	2	10	6	18	14	88%	4	4
Mercer	1	6	0	7	6	100%	1	0
Miami	12	181	0	193	188	104%	5	0
Monroe	4	14	0	18	18	129%	0	0
Montgomery	196	1,822	3	2,021	1,835	101%	186	0
Morgan	1	10	4	15	10	71%	5	4
Morrow	6	28	4	38	24	75%	14	12
Muskingum	6	110	0	116	101	92%	15	13
Noble	8	21	1	30	19	86%	11	10
Ottawa	15	48	1	64	52	106%	12	0
Paulding	0	0	0	0	0	-	0	0
Perry	5	126	13	144	139	100%	5	0
Pickaway	0	60	3	63	60	95%	3	0
Pike	6	53	0	59	46	87%	13	11
Portage	28	110	57	195	159	95%	36	30
Preble	13	145	0	158	153	106%	5	3
Putnam	2	20	0	22	16	80%	6	6
Richland	22	311	30	363	340	100%	23	11
Ross	49	143	3	195	168	115%	27	10
Sandusky	63	160	10	233	154	91%	79	61
Scioto	21	145	20	186	171	104%	15	7
Seneca	12	135	7	154	142	100%	12	0
Shelby	2	48	0	50	48	100%	2	1
Stark	8	173	6	187	175	98%	12	4
Summit	157	875	7	1,039	932	106%	107	60
Trumbull	6	124	16	146	141	101%	5	1
Tuscarawas	12	153	6	171	152	96%	19	8
Union	6	61	0	67	65	107%	2	1
Van Wert	0	18	0	18	18	100%	0	0
Vinton	8	41	0	49	48	117%	1	0
Warren	11	426	364	801	778	98%	23	4
Washington	9	85	15	109	102	102%	7	5
Wayne	5	83	0	88	86	104%	2	1
Williams	2	6	1	9	8	114%	1	0
Wood	22	237	14	273	249	99%	24	12
Wyandot	0	52	11	63	53	84%	10	1
Statewide	1,647	19,189	1,705	22,541	20,979	100%	1,562	575

Courts of Common Pleas – Domestic Relations Division

Domestic Violence Terminations

2011

County	Uncontested Judge	Uncontested Magistrate	Trial by Judge	Trial by Magistrate	Voluntary Dismissal	Mediation/ Conciliation	Bankruptcy Stay/ Interlocutory Appeal	Transferred Out	Private Judge	Unavailability of Party	Other Terminations	Total Terminations
Adams	1	18	3	24	40	0	0	0	0	8	27	121
Allen	3	36	2	39	40	0	0	0	0	0	22	142
Ashland	0	6	1	33	44	0	0	0	0	0	0	84
Ashtabula	1	3	4	1	8	0	0	0	0	0	2	19
Athens	0	0	4	37	14	0	0	4	0	0	24	83
Auglaize	4	0	15	0	24	0	0	0	0	1	1	45
Belmont	0	16	0	0	7	0	0	0	0	0	29	52
Brown	3	10	7	37	39	0	0	0	0	26	89	211
Butler	7	18	57	259	112	0	0	0	0	118	696	1,267
Carroll	26	0	14	0	20	0	0	1	0	0	5	66
Champaign	19	0	26	0	25	0	0	24	0	0	2	96
Clark	0	2	6	463	80	0	0	0	0	1	193	745
Clermont	0	0	17	763	90	1	0	0	0	69	2	942
Clinton	0	0	1	62	29	0	0	0	0	0	32	124
Columbiana	0	80	0	51	9	0	0	1	0	0	10	151
Coshocton	0	0	19	0	14	0	0	1	0	2	5	41
Crawford	0	3	0	27	24	0	0	0	0	0	36	90
Cuyahoga	0	2	1	113	332	0	4	63	0	196	1	712
Darke	0	0	30	19	79	7	0	0	0	0	3	138
Defiance	3	0	1	0	3	0	0	0	0	0	0	7
Delaware	0	10	0	49	50	0	2	5	0	10	7	133
Erie	34	27	0	3	57	0	0	22	0	4	62	209
Fairfield	4	7	6	8	27	0	0	0	0	0	73	125
Fayette	5	1	30	5	7	0	0	0	0	1	3	52
Franklin	893	0	242	0	496	0	0	65	0	201	482	2,379
Fulton	11	6	3	5	4	0	0	0	0	0	1	30
Gallia	0	6	0	31	16	0	0	0	0	0	6	59
Geauga	0	15	0	19	50	0	1	1	0	2	10	98
Greene	17	44	20	58	84	0	0	0	0	22	1	246
Guernsey	0	5	1	9	2	1	0	0	0	3	2	23
Hamilton	0	70	9	841	295	0	0	0	0	182	146	1,543
Hancock	0	52	1	27	65	0	0	0	0	2	41	188
Hardin	0	2	0	2	13	0	0	0	0	0	11	28
Harrison	0	0	10	0	2	0	0	0	0	0	3	15
Henry	13	1	0	0	1	0	0	0	0	0	2	17
Highland	0	0	3	32	18	0	0	0	0	1	6	60
Hocking	6	0	25	2	24	0	0	0	0	0	0	57
Holmes	0	0	6	0	0	0	0	0	0	0	0	6
Huron	0	0	0	43	8	0	0	0	0	0	0	51
Jackson	0	0	0	3	10	0	0	0	0	0	13	26
Jefferson	1	0	0	0	40	0	0	2	0	0	49	92
Knox	0	0	13	3	4	0	0	0	0	1	7	28
Lake	0	0	8	57	37	0	0	0	0	0	112	214
Lawrence	5	50	0	0	3	0	0	1	0	0	57	116

Courts of Common Pleas – Domestic Relations Division

Domestic Violence Terminations

2011

County	Uncontested Judge	Uncontested Magistrate	Trial by Judge	Trial by Magistrate	Voluntary Dismissal	Mediation/ Conciliation	Bankruptcy Stay/ Interlocutory Appeal	Transferred Out	Private Judge	Unavailability of Party	Other Terminations	Total Terminations
Licking	0	5	8	141	205	0	0	3	0	0	4	366
Logan	32	10	68	30	65	0	0	21	0	9	27	262
Lorain	4	0	0	0	17	0	0	8	0	11	434	474
Lucas	0	1	0	935	0	0	0	0	0	0	59	995
Madison	1	0	6	41	30	0	0	0	0	0	0	78
Mahoning	0	225	0	331	0	0	0	0	0	0	228	784
Marion	27	2	24	3	19	0	0	0	0	0	6	81
Medina	2	7	0	250	55	1	0	2	0	21	0	338
Meigs	0	0	11	0	2	0	0	0	0	0	1	14
Mercer	1	0	0	1	2	0	0	0	0	1	1	6
Miami	0	1	0	58	58	0	0	0	0	5	66	188
Monroe	12	0	2	0	3	0	0	0	0	0	1	18
Montgomery	1	213	0	442	398	0	0	0	0	1	780	1,835
Morgan	1	1	5	0	3	0	0	0	0	0	0	10
Morrow	0	0	0	10	7	0	0	2	0	0	5	24
Muskingum	1	10	2	52	36	0	0	0	0	0	0	101
Noble	0	2	8	1	6	0	0	0	0	0	2	19
Ottawa	0	0	0	0	0	0	0	0	0	0	52	52
Paulding	0	0	0	0	0	0	0	0	0	0	0	0
Perry	1	3	17	44	30	0	3	0	0	1	40	139
Pickaway	0	0	0	56	2	0	0	0	0	2	0	60
Pike	35	2	0	0	8	0	0	0	0	1	0	46
Portage	1	1	19	79	2	0	0	0	0	0	57	159
Preble	0	1	0	0	0	0	0	0	0	0	152	153
Putnam	11	0	0	4	1	0	0	0	0	0	0	16
Richland	3	31	10	112	71	1	0	22	0	0	90	340
Ross	4	2	41	5	29	0	0	3	0	0	84	168
Sandusky	12	0	0	0	23	0	0	5	0	1	113	154
Scioto	12	54	0	10	85	0	0	0	0	0	10	171
Seneca	7	46	7	33	22	0	0	1	0	16	10	142
Shelby	0	12	0	19	17	0	0	0	0	0	0	48
Stark	0	0	2	130	7	0	0	0	0	0	36	175
Summit	0	148	0	392	4	0	0	0	0	6	382	932
Trumbull	0	0	1	60	30	0	0	0	0	0	50	141
Tuscarawas	0	6	0	103	36	3	0	0	0	3	1	152
Union	0	0	11	10	12	0	0	1	0	0	31	65
Van Wert	0	13	0	0	3	0	0	0	0	1	1	18
Vinton	0	0	17	0	27	0	0	0	0	4	0	48
Warren	0	0	8	316	10	0	0	0	0	24	420	778
Washington	0	42	5	12	38	0	0	0	0	2	3	102
Wayne	0	8	0	6	12	0	0	0	0	0	60	86
Williams	4	1	0	0	3	0	0	0	0	0	0	8
Wood	1	78	0	66	62	0	0	1	0	9	32	249
Wyandot	1	21	3	23	4	0	0	0	0	1	0	53
Statewide	1,230	1,436	860	6,900	3,790	14	10	259	0	969	5,511	20,979

Courts of Common Pleas – Domestic Relations Division

Uniform Interstate Family Support Act Overall Caseloads

2011

County	Cases Pending January 1	New Filings	Reactivations and Transfers	Total Cases	Total Terminations	Clearance Rate	Cases Pending December 31	Cases Pending Beyond Time Guidelines
Adams	1	5	0	6	4	80%	2	0
Allen	3	43	3	49	43	93%	6	0
Ashland	0	0	0	0	0	-	0	0
Ashtabula	0	2	1	3	0	0%	3	2
Athens	7	5	1	13	8	133%	5	4
Auglaize	0	0	0	0	0	-	0	0
Belmont	13	51	2	66	50	94%	16	3
Brown	5	12	0	17	14	117%	3	1
Butler	0	11	0	11	11	100%	0	0
Carroll	0	3	0	3	2	67%	1	0
Champaign	0	2	0	2	2	100%	0	0
Clark	3	18	0	21	17	94%	4	1
Clermont	7	16	1	24	20	118%	4	1
Clinton	5	12	0	17	14	117%	3	1
Columbiana	21	61	29	111	87	97%	24	3
Coshocton	0	2	0	2	2	100%	0	0
Crawford	0	0	0	0	0	-	0	0
Cuyahoga	1	133	6	140	76	55%	64	13
Darke	0	0	0	0	0	-	0	0
Defiance	4	11	0	15	13	118%	2	0
Delaware	0	0	0	0	0	-	0	0
Erie	0	0	1	1	1	100%	0	0
Fairfield	7	39	4	50	44	102%	6	2
Fayette	3	3	5	11	11	138%	0	0
Franklin	0	0	0	0	0	-	0	0
Fulton	6	53	0	59	44	83%	15	4
Gallia	0	0	0	0	0	-	0	0
Geauga	0	0	0	0	0	-	0	0
Greene	0	25	0	25	25	100%	0	0
Guernsey	1	12	0	13	10	83%	3	0
Hamilton	0	0	0	0	0	-	0	0
Hancock	0	0	0	0	0	-	0	0
Hardin	0	1	0	1	1	100%	0	0
Harrison	0	0	0	0	0	-	0	0
Henry	1	2	0	3	3	150%	0	0
Highland	0	1	0	1	1	100%	0	0
Hocking	0	0	0	0	0	-	0	0
Holmes	0	0	0	0	0	-	0	0
Huron	0	0	0	0	0	-	0	0
Jackson	0	0	0	0	0	-	0	0
Jefferson	3	0	0	3	3	-	0	0
Knox	0	5	1	6	5	83%	1	0
Lake	0	16	0	16	13	81%	3	1
Lawrence	0	0	0	0	0	-	0	0

Courts of Common Pleas – Domestic Relations Division

Uniform Interstate Family Support Act Overall Caseloads

2011

County	Cases Pending January 1	New Filings	Reactivations and Transfers	Total Cases	Total Terminations	Clearance Rate	Cases Pending December 31	Cases Pending Beyond Time Guidelines
Licking	6	18	0	24	21	117%	3	2
Logan	0	0	0	0	0	-	0	0
Lorain	0	0	0	0	0	-	0	0
Lucas	0	0	0	0	0	-	0	0
Madison	3	3	0	6	4	133%	2	0
Mahoning	3	12	15	30	25	93%	5	0
Marion	0	0	0	0	0	-	0	0
Medina	0	12	6	18	17	94%	1	0
Meigs	2	3	0	5	4	133%	1	0
Mercer	0	0	2	2	2	100%	0	0
Miami	3	7	0	10	10	143%	0	0
Monroe	0	0	0	0	0	-	0	0
Montgomery	0	0	0	0	0	-	0	0
Morgan	0	0	0	0	0	-	0	0
Morrow	0	0	0	0	0	-	0	0
Muskingum	6	16	1	23	20	118%	3	2
Noble	0	0	0	0	0	-	0	0
Ottawa	1	0	0	1	1	-	0	0
Paulding	0	0	1	1	1	100%	0	0
Perry	0	0	0	0	0	-	0	0
Pickaway	0	11	0	11	10	91%	1	0
Pike	0	0	0	0	0	-	0	0
Portage	14	30	2	46	34	106%	12	4
Preble	1	10	1	12	10	91%	2	2
Putnam	3	2	0	5	4	200%	1	0
Richland	0	1	0	1	0	0%	1	0
Ross	11	20	1	32	26	124%	6	1
Sandusky	0	1	0	1	0	0%	1	0
Scioto	2	11	1	14	11	92%	3	1
Seneca	1	5	1	7	5	83%	2	0
Shelby	0	0	0	0	0	-	0	0
Stark	0	0	0	0	0	-	0	0
Summit	55	91	0	146	113	124%	33	8
Trumbull	30	125	1	156	126	100%	30	11
Tuscarawas	2	7	0	9	7	100%	2	0
Union	1	3	0	4	4	133%	0	0
Van Wert	3	1	3	7	6	150%	1	0
Vinton	1	1	0	2	1	100%	1	0
Warren	3	14	0	17	13	93%	4	2
Washington	0	0	0	0	0	-	0	0
Wayne	8	46	1	55	47	100%	8	1
Williams	0	0	0	0	0	-	0	0
Wood	0	0	0	0	0	-	0	0
Wyandot	0	1	0	1	1	100%	0	0
Statewide	250	995	90	1,335	1,047	96%	288	70

Courts of Common Pleas – Domestic Relations Division

Uniform Interstate Family Support Act Terminations

2011

County	Uncontested Judge	Uncontested Magistrate	Trial by Judge	Trial by Magistrate	Voluntary Dismissal	Mediation/ Conciliation	Bankruptcy Stay/ Interlocutory Appeal	Transferred Out	Private Judge	Unavailability of Party	Other Terminations	Total Terminations
Adams	0	2	0	0	1	0	0	0	0	0	1	4
Allen	0	6	0	5	3	0	0	0	0	0	29	43
Ashland	0	0	0	0	0	0	0	0	0	0	0	0
Ashtabula	0	0	0	0	0	0	0	0	0	0	0	0
Athens	0	0	0	0	0	0	0	0	0	0	8	8
Auglaize	0	0	0	0	0	0	0	0	0	0	0	0
Belmont	0	36	0	0	6	0	0	0	0	1	7	50
Brown	10	0	0	0	0	0	0	0	0	0	4	14
Butler	0	0	0	0	0	0	0	0	0	0	11	11
Carroll	0	0	0	0	1	0	0	0	0	0	1	2
Champaign	0	1	0	0	0	0	0	0	0	0	1	2
Clark	0	0	0	0	4	0	0	0	0	0	13	17
Clermont	0	0	11	3	3	1	0	0	0	0	2	20
Clinton	0	0	2	5	1	0	0	0	0	0	6	14
Columbiana	0	39	0	31	0	0	0	0	0	0	17	87
Coshocton	0	0	0	0	0	0	0	0	0	0	2	2
Crawford	0	0	0	0	0	0	0	0	0	0	0	0
Cuyahoga	0	13	0	1	37	0	0	2	0	23	0	76
Darke	0	0	0	0	0	0	0	0	0	0	0	0
Defiance	9	2	0	1	1	0	0	0	0	0	0	13
Delaware	0	0	0	0	0	0	0	0	0	0	0	0
Erie	0	1	0	0	0	0	0	0	0	0	0	1
Fairfield	2	0	0	1	1	0	0	0	0	0	40	44
Fayette	5	0	0	5	1	0	0	0	0	0	0	11
Franklin	0	0	0	0	0	0	0	0	0	0	0	0
Fulton	8	0	1	1	1	0	0	0	0	0	33	44
Gallia	0	0	0	0	0	0	0	0	0	0	0	0
Geauga	0	0	0	0	0	0	0	0	0	0	0	0
Greene	25	0	0	0	0	0	0	0	0	0	0	25
Guernsey	0	2	0	1	0	0	0	0	0	0	7	10
Hamilton	0	0	0	0	0	0	0	0	0	0	0	0
Hancock	0	0	0	0	0	0	0	0	0	0	0	0
Hardin	0	0	0	0	0	0	0	0	0	0	1	1
Harrison	0	0	0	0	0	0	0	0	0	0	0	0
Henry	2	1	0	0	0	0	0	0	0	0	0	3
Highland	0	0	0	0	1	0	0	0	0	0	0	1
Hocking	0	0	0	0	0	0	0	0	0	0	0	0
Holmes	0	0	0	0	0	0	0	0	0	0	0	0
Huron	0	0	0	0	0	0	0	0	0	0	0	0
Jackson	0	0	0	0	0	0	0	0	0	0	0	0
Jefferson	1	0	0	0	1	0	0	0	0	0	1	3
Knox	0	0	0	1	0	0	0	0	0	0	4	5
Lake	0	0	0	1	2	0	0	0	0	0	10	13
Lawrence	0	0	0	0	0	0	0	0	0	0	0	0

Courts of Common Pleas – Domestic Relations Division

Uniform Interstate Family Support Act Terminations

2011

County	Uncontested Judge	Uncontested Magistrate	Trial by Judge	Trial by Magistrate	Voluntary Dismissal	Mediation/ Conciliation	Bankruptcy Stay/ Interlocutory Appeal	Transferred Out	Private Judge	Unavailability of Party	Other Terminations	Total Terminations
Licking	0	0	0	15	6	0	0	0	0	0	0	21
Logan	0	0	0	0	0	0	0	0	0	0	0	0
Lorain	0	0	0	0	0	0	0	0	0	0	0	0
Lucas	0	0	0	0	0	0	0	0	0	0	0	0
Madison	0	0	0	1	3	0	0	0	0	0	0	4
Mahoning	0	11	0	6	0	0	0	0	0	0	8	25
Marion	0	0	0	0	0	0	0	0	0	0	0	0
Medina	10	3	0	0	0	1	0	0	0	3	0	17
Meigs	0	0	3	0	1	0	0	0	0	0	0	4
Mercer	0	0	0	0	0	0	0	0	0	1	1	2
Miami	0	0	0	0	3	0	0	0	0	1	6	10
Monroe	0	0	0	0	0	0	0	0	0	0	0	0
Montgomery	0	0	0	0	0	0	0	0	0	0	0	0
Morgan	0	0	0	0	0	0	0	0	0	0	0	0
Morrow	0	0	0	0	0	0	0	0	0	0	0	0
Muskingum	11	2	0	5	2	0	0	0	0	0	0	20
Noble	0	0	0	0	0	0	0	0	0	0	0	0
Ottawa	0	0	0	0	0	0	0	0	0	0	1	1
Paulding	0	0	0	1	0	0	0	0	0	0	0	1
Perry	0	0	0	0	0	0	0	0	0	0	0	0
Pickaway	0	0	0	8	1	0	0	0	0	1	0	10
Pike	0	0	0	0	0	0	0	0	0	0	0	0
Portage	0	0	0	18	10	0	1	0	0	0	5	34
Preble	0	0	0	6	0	0	0	0	0	0	4	10
Putnam	3	0	0	0	0	0	0	1	0	0	0	4
Richland	0	0	0	0	0	0	0	0	0	0	0	0
Ross	3	1	0	5	7	0	0	0	0	0	10	26
Sandusky	0	0	0	0	0	0	0	0	0	0	0	0
Scioto	1	6	0	1	1	0	0	0	0	0	2	11
Seneca	0	2	0	0	1	0	0	0	0	0	2	5
Shelby	0	0	0	0	0	0	0	0	0	0	0	0
Stark	0	0	0	0	0	0	0	0	0	0	0	0
Summit	28	2	2	43	9	0	0	0	0	0	29	113
Trumbull	0	1	0	87	8	0	0	0	0	0	30	126
Tuscarawas	0	0	0	0	0	0	0	0	0	0	7	7
Union	0	0	0	1	1	0	0	0	0	0	2	4
Van Wert	0	5	0	0	1	0	0	0	0	0	0	6
Vinton	0	0	0	0	0	0	0	1	0	0	0	1
Warren	0	0	0	0	1	0	0	0	0	0	12	13
Washington	0	0	0	0	0	0	0	0	0	0	0	0
Wayne	0	10	0	11	2	0	0	0	0	0	24	47
Williams	0	0	0	0	0	0	0	0	0	0	0	0
Wood	0	0	0	0	0	0	0	0	0	0	0	0
Wyandot	0	1	0	0	0	0	0	0	0	0	0	1
Statewide	118	147	19	264	121	2	1	4	0	30	341	1,047

Courts of Common Pleas – Domestic Relations Division

Parentage Overall Caseloads

2011

County	Cases Pending January 1	New Filings	Reactivations and Transfers	Total Cases	Total Terminations	Clearance Rate	Cases Pending December 31	Cases Pending Beyond Time Guidelines
Adams	0	0	0	0	0	-	0	0
Allen	20	44	0	64	50	114%	14	0
Ashland	0	0	0	0	0	-	0	0
Ashtabula	0	0	0	0	0	-	0	0
Athens	0	0	0	0	0	-	0	0
Auglaize	0	0	0	0	0	-	0	0
Belmont	0	0	0	0	0	-	0	0
Brown	0	0	0	0	0	-	0	0
Butler	0	0	1	1	0	0%	1	0
Carroll	0	0	0	0	0	-	0	0
Champaign	0	2	2	4	2	50%	2	0
Clark	0	0	0	0	0	-	0	0
Clermont	0	0	0	0	0	-	0	0
Clinton	0	0	0	0	0	-	0	0
Columbiana	0	0	0	0	0	-	0	0
Coshocton	0	0	3	3	3	100%	0	0
Crawford	0	0	0	0	0	-	0	0
Cuyahoga	0	28	2	30	5	17%	25	1
Darke	0	0	0	0	0	-	0	0
Defiance	0	0	0	0	0	-	0	0
Delaware	0	0	0	0	0	-	0	0
Erie	0	0	0	0	0	-	0	0
Fairfield	54	173	24	251	207	105%	44	2
Fayette	0	0	0	0	0	-	0	0
Franklin	0	0	46	46	0	0%	46	0
Fulton	0	0	0	0	0	-	0	0
Gallia	0	0	0	0	0	-	0	0
Geauga	0	0	0	0	0	-	0	0
Greene	0	0	0	0	0	-	0	0
Guernsey	0	0	0	0	0	-	0	0
Hamilton	0	0	1	1	1	100%	0	0
Hancock	0	0	0	0	0	-	0	0
Hardin	0	1	0	1	0	0%	1	0
Harrison	0	0	0	0	0	-	0	0
Henry	11	0	6	17	3	50%	14	12
Highland	0	0	0	0	0	-	0	0
Hocking	0	0	0	0	0	-	0	0
Holmes	0	0	0	0	0	-	0	0
Huron	0	0	0	0	0	-	0	0
Jackson	0	0	0	0	0	-	0	0
Jefferson	0	0	0	0	0	-	0	0
Knox	0	0	0	0	0	-	0	0
Lake	0	0	0	0	0	-	0	0
Lawrence	0	0	0	0	0	-	0	0

Courts of Common Pleas – Domestic Relations Division

Parentage Overall Caseloads

2011

County	Cases Pending January 1	New Filings	Reactivations and Transfers	Total Cases	Total Terminations	Clearance Rate	Cases Pending December 31	Cases Pending Beyond Time Guidelines
Licking	88	418	15	521	448	103%	73	1
Logan	0	0	0	0	0	-	0	0
Lorain	0	0	0	0	0	-	0	0
Lucas	0	0	0	0	0	-	0	0
Madison	0	0	0	0	0	-	0	0
Mahoning	0	0	0	0	0	-	0	0
Marion	22	98	5	125	104	101%	21	0
Medina	95	287	62	444	380	109%	64	0
Meigs	0	0	0	0	0	-	0	0
Mercer	0	0	3	3	0	0%	3	0
Miami	0	0	0	0	0	-	0	0
Monroe	0	0	0	0	0	-	0	0
Montgomery	0	0	0	0	0	-	0	0
Morgan	0	0	0	0	0	-	0	0
Morrow	0	0	0	0	0	-	0	0
Muskingum	14	34	1	49	32	91%	17	5
Noble	0	0	0	0	0	-	0	0
Ottawa	0	0	0	0	0	-	0	0
Paulding	0	0	0	0	0	-	0	0
Perry	0	0	0	0	0	-	0	0
Pickaway	0	0	0	0	0	-	0	0
Pike	0	0	0	0	0	-	0	0
Portage	0	0	0	0	0	-	0	0
Preble	0	0	0	0	0	-	0	0
Putnam	0	0	0	0	0	-	0	0
Richland	122	245	124	491	429	116%	62	0
Ross	0	0	0	0	0	-	0	0
Sandusky	0	0	0	0	0	-	0	0
Scioto	26	44	6	76	55	110%	21	0
Seneca	0	0	0	0	0	-	0	0
Shelby	0	0	0	0	0	-	0	0
Stark	0	0	0	0	0	-	0	0
Summit	217	456	1	674	394	86%	280	11
Trumbull	0	0	0	0	0	-	0	0
Tuscarawas	0	0	0	0	0	-	0	0
Union	0	1	0	1	1	100%	0	0
Van Wert	0	0	0	0	0	-	0	0
Vinton	0	0	0	0	0	-	0	0
Warren	0	0	0	0	0	-	0	0
Washington	0	0	0	0	0	-	0	0
Wayne	0	0	0	0	0	-	0	0
Williams	0	0	0	0	0	-	0	0
Wood	0	0	0	0	0	-	0	0
Wyandot	0	0	0	0	0	-	0	0
Statewide	669	1,831	302	2,802	2,114	99%	688	32

Courts of Common Pleas – Domestic Relations Division

Parentage Terminations

2011

County	Uncontested Judge	Uncontested Magistrate	Trial by Judge	Trial by Magistrate	Voluntary Dismissal	Mediation/ Conciliation	Bankruptcy Stay/ Interlocutory Appeal	Transferred Out	Private Judge	Unavailability of Party	Other Terminations	Total Terminations
Adams	0	0	0	0	0	0	0	0	0	0	0	0
Allen	0	13	0	10	24	0	0	0	0	0	3	50
Ashland	0	0	0	0	0	0	0	0	0	0	0	0
Ashtabula	0	0	0	0	0	0	0	0	0	0	0	0
Athens	0	0	0	0	0	0	0	0	0	0	0	0
Auglaize	0	0	0	0	0	0	0	0	0	0	0	0
Belmont	0	0	0	0	0	0	0	0	0	0	0	0
Brown	0	0	0	0	0	0	0	0	0	0	0	0
Butler	0	0	0	0	0	0	0	0	0	0	0	0
Carroll	0	0	0	0	0	0	0	0	0	0	0	0
Champaign	0	0	1	0	0	0	0	0	0	0	1	2
Clark	0	0	0	0	0	0	0	0	0	0	0	0
Clermont	0	0	0	0	0	0	0	0	0	0	0	0
Clinton	0	0	0	0	0	0	0	0	0	0	0	0
Columbiana	0	0	0	0	0	0	0	0	0	0	0	0
Coshocton	0	0	0	0	0	0	0	0	0	0	3	3
Crawford	0	0	0	0	0	0	0	0	0	0	0	0
Cuyahoga	1	2	0	0	2	0	0	0	0	0	0	5
Darke	0	0	0	0	0	0	0	0	0	0	0	0
Defiance	0	0	0	0	0	0	0	0	0	0	0	0
Delaware	0	0	0	0	0	0	0	0	0	0	0	0
Erie	0	0	0	0	0	0	0	0	0	0	0	0
Fairfield	52	29	1	8	23	0	0	0	0	0	94	207
Fayette	0	0	0	0	0	0	0	0	0	0	0	0
Franklin	0	0	0	0	0	0	0	0	0	0	0	0
Fulton	0	0	0	0	0	0	0	0	0	0	0	0
Gallia	0	0	0	0	0	0	0	0	0	0	0	0
Geauga	0	0	0	0	0	0	0	0	0	0	0	0
Greene	0	0	0	0	0	0	0	0	0	0	0	0
Guernsey	0	0	0	0	0	0	0	0	0	0	0	0
Hamilton	0	0	0	0	0	0	0	0	0	0	1	1
Hancock	0	0	0	0	0	0	0	0	0	0	0	0
Hardin	0	0	0	0	0	0	0	0	0	0	0	0
Harrison	0	0	0	0	0	0	0	0	0	0	0	0
Henry	2	1	0	0	0	0	0	0	0	0	0	3
Highland	0	0	0	0	0	0	0	0	0	0	0	0
Hocking	0	0	0	0	0	0	0	0	0	0	0	0
Holmes	0	0	0	0	0	0	0	0	0	0	0	0
Huron	0	0	0	0	0	0	0	0	0	0	0	0
Jackson	0	0	0	0	0	0	0	0	0	0	0	0
Jefferson	0	0	0	0	0	0	0	0	0	0	0	0
Knox	0	0	0	0	0	0	0	0	0	0	0	0
Lake	0	0	0	0	0	0	0	0	0	0	0	0
Lawrence	0	0	0	0	0	0	0	0	0	0	0	0

Courts of Common Pleas – Domestic Relations Division

Parentage Terminations

2011

County	Uncontested Judge	Uncontested Magistrate	Trial by Judge	Trial by Magistrate	Voluntary Dismissal	Mediation/ Conciliation	Bankruptcy Stay/ Interlocutory Appeal	Transferred Out	Private Judge	Unavailability of Party	Other Terminations	Total Terminations
Licking	19	280	1	106	39	1	0	1	0	0	1	448
Logan	0	0	0	0	0	0	0	0	0	0	0	0
Lorain	0	0	0	0	0	0	0	0	0	0	0	0
Lucas	0	0	0	0	0	0	0	0	0	0	0	0
Madison	0	0	0	0	0	0	0	0	0	0	0	0
Mahoning	0	0	0	0	0	0	0	0	0	0	0	0
Marion	38	1	10	1	25	0	0	0	0	0	29	104
Medina	19	189	8	78	28	36	4	1	0	15	2	380
Meigs	0	0	0	0	0	0	0	0	0	0	0	0
Mercer	0	0	0	0	0	0	0	0	0	0	0	0
Miami	0	0	0	0	0	0	0	0	0	0	0	0
Monroe	0	0	0	0	0	0	0	0	0	0	0	0
Montgomery	0	0	0	0	0	0	0	0	0	0	0	0
Morgan	0	0	0	0	0	0	0	0	0	0	0	0
Morrow	0	0	0	0	0	0	0	0	0	0	0	0
Muskingum	3	1	1	5	20	0	0	0	0	2	0	32
Noble	0	0	0	0	0	0	0	0	0	0	0	0
Ottawa	0	0	0	0	0	0	0	0	0	0	0	0
Paulding	0	0	0	0	0	0	0	0	0	0	0	0
Perry	0	0	0	0	0	0	0	0	0	0	0	0
Pickaway	0	0	0	0	0	0	0	0	0	0	0	0
Pike	0	0	0	0	0	0	0	0	0	0	0	0
Portage	0	0	0	0	0	0	0	0	0	0	0	0
Preble	0	0	0	0	0	0	0	0	0	0	0	0
Putnam	0	0	0	0	0	0	0	0	0	0	0	0
Richland	13	198	0	21	36	0	0	119	0	39	3	429
Ross	0	0	0	0	0	0	0	0	0	0	0	0
Sandusky	0	0	0	0	0	0	0	0	0	0	0	0
Scioto	5	32	0	3	4	1	0	0	0	0	10	55
Seneca	0	0	0	0	0	0	0	0	0	0	0	0
Shelby	0	0	0	0	0	0	0	0	0	0	0	0
Stark	0	0	0	0	0	0	0	0	0	0	0	0
Summit	3	93	0	171	22	0	0	2	0	1	102	394
Trumbull	0	0	0	0	0	0	0	0	0	0	0	0
Tuscarawas	0	0	0	0	0	0	0	0	0	0	0	0
Union	0	0	0	1	0	0	0	0	0	0	0	1
Van Wert	0	0	0	0	0	0	0	0	0	0	0	0
Vinton	0	0	0	0	0	0	0	0	0	0	0	0
Warren	0	0	0	0	0	0	0	0	0	0	0	0
Washington	0	0	0	0	0	0	0	0	0	0	0	0
Wayne	0	0	0	0	0	0	0	0	0	0	0	0
Williams	0	0	0	0	0	0	0	0	0	0	0	0
Wood	0	0	0	0	0	0	0	0	0	0	0	0
Wyandot	0	0	0	0	0	0	0	0	0	0	0	0
Statewide	155	839	22	404	223	38	4	123	0	57	249	2,114

Courts of Common Pleas – Domestic Relations Division

All Others Overall Caseloads

2011

County	Cases Pending January 1	New Filings	Reactivations and Transfers	Total Cases	Total Terminations	Clearance Rate	Cases Pending December 31	Cases Pending Beyond Time Guidelines
Adams	6	2	2	10	9	225%	1	1
Allen	11	0	56	67	58	104%	9	2
Ashland	8	0	75	83	78	104%	5	1
Ashtabula	19	0	52	71	42	81%	29	12
Athens	31	0	34	65	36	106%	29	17
Auglaize	10	1	46	57	49	104%	8	0
Belmont	4	1	1	6	5	250%	1	0
Brown	20	0	44	64	45	102%	19	1
Butler	319	1	3,092	3,412	3,026	98%	386	0
Carroll	0	0	0	0	0	-	0	0
Champaign	3	0	29	32	23	79%	9	2
Clark	0	0	0	0	0	-	0	0
Clermont	41	17	168	226	178	96%	48	5
Clinton	25	14	21	60	40	114%	20	9
Columbiana	14	7	37	58	40	91%	18	2
Coshocton	5	0	19	24	21	111%	3	0
Crawford	4	0	11	15	10	91%	5	1
Cuyahoga	5	19	9	33	27	96%	6	0
Darke	7	24	1	32	23	92%	9	0
Defiance	4	2	2	8	4	100%	4	0
Delaware	51	1	110	162	132	119%	30	4
Erie	15	1	53	69	50	93%	19	9
Fairfield	12	0	46	58	45	98%	13	3
Fayette	2	1	12	15	12	92%	3	0
Franklin	648	0	2,580	3,228	2,848	110%	380	90
Fulton	7	5	13	25	20	111%	5	1
Gallia	6	0	11	17	14	127%	3	2
Geauga	14	6	36	56	44	105%	12	1
Greene	17	0	52	69	44	85%	25	5
Guernsey	4	1	54	59	51	93%	8	0
Hamilton	116	0	526	642	518	98%	124	14
Hancock	39	10	62	111	71	99%	40	19
Hardin	0	1	3	4	3	75%	1	0
Harrison	4	0	11	15	11	100%	4	1
Henry	3	2	1	6	3	100%	3	1
Highland	4	0	20	24	22	110%	2	0
Hocking	3	0	26	29	22	85%	7	0
Holmes	3	15	0	18	17	113%	1	0
Huron	9	0	27	36	26	96%	10	2
Jackson	6	8	13	27	20	95%	7	2
Jefferson	0	3	12	15	13	87%	2	0
Knox	10	4	30	44	31	91%	13	1
Lake	89	3	274	366	283	102%	83	12
Lawrence	23	15	41	79	57	102%	22	7

Courts of Common Pleas – Domestic Relations Division

All Others Overall Caseloads

2011

County	Cases Pending January 1	New Filings	Reactivations and Transfers	Total Cases	Total Terminations	Clearance Rate	Cases Pending December 31	Cases Pending Beyond Time Guidelines
Licking	28	23	90	141	106	94%	35	1
Logan	28	0	55	83	66	120%	17	10
Lorain	69	10	203	282	227	107%	55	5
Lucas	221	4	557	782	582	104%	200	53
Madison	12	11	0	23	16	145%	7	2
Mahoning	17	0	81	98	89	110%	9	0
Marion	20	1	52	73	53	100%	20	2
Medina	48	0	198	246	184	93%	62	6
Meigs	11	3	23	37	31	119%	6	3
Mercer	4	0	18	22	20	111%	2	0
Miami	21	2	163	186	160	97%	26	0
Monroe	1	0	5	6	5	100%	1	0
Montgomery	114	29	358	501	414	107%	87	17
Morgan	4	1	9	14	11	110%	3	1
Morrow	0	0	2	2	2	100%	0	0
Muskingum	14	1	33	48	36	106%	12	6
Noble	10	0	3	13	8	267%	5	5
Ottawa	45	4	0	49	27	675%	22	0
Paulding	1	0	5	6	1	20%	5	2
Perry	3	2	13	18	14	93%	4	0
Pickaway	0	0	0	0	0	-	0	0
Pike	13	1	18	32	24	126%	8	4
Portage	24	0	113	137	105	93%	32	8
Preble	14	1	10	25	18	164%	7	5
Putnam	7	7	10	24	17	100%	7	2
Richland	246	4	641	891	764	118%	127	4
Ross	58	6	49	113	91	165%	22	4
Sandusky	92	194	22	308	196	91%	112	56
Scioto	5	4	86	95	95	106%	0	0
Seneca	8	4	8	20	12	100%	8	1
Shelby	12	6	38	56	39	89%	17	2
Stark	92	0	2,014	2,106	1,991	99%	115	12
Summit	207	32	382	621	432	104%	189	35
Trumbull	55	0	140	195	156	111%	39	12
Tuscarawas	25	0	64	89	71	111%	18	5
Union	9	1	14	24	20	133%	4	1
Van Wert	3	0	6	9	9	150%	0	0
Vinton	3	2	6	11	9	113%	2	0
Warren	52	1	197	250	200	101%	50	6
Washington	5	0	39	44	41	105%	3	1
Wayne	0	0	0	0	0	-	0	0
Williams	6	1	9	16	11	110%	5	0
Wood	28	1	60	89	60	98%	29	10
Wyandot	1	0	3	4	3	100%	1	1
Statewide	3,257	520	13,509	17,286	14,487	103%	2,799	509

Courts of Common Pleas – Domestic Relations Division

All Others Terminations

2011

County	Uncontested Judge	Uncontested Magistrate	Trial by Judge	Trial by Magistrate	Voluntary Dismissal	Mediation/ Conciliation	Bankruptcy Stay/ Interlocutory Appeal	Transferred Out	Private Judge	Unavailability of Party	Other Terminations	Total Terminations
Adams	0	3	0	0	3	0	0	0	0	0	3	9
Allen	14	19	1	6	6	0	0	0	0	0	12	58
Ashland	29	5	2	11	23	0	0	1	0	0	7	78
Ashtabula	6	9	2	1	4	0	0	0	0	1	19	42
Athens	0	0	3	24	1	0	0	0	0	0	8	36
Auglaize	11	0	26	0	7	0	0	0	0	0	5	49
Belmont	0	2	0	0	0	0	0	0	0	0	3	5
Brown	0	4	0	17	7	0	0	0	0	1	16	45
Butler	0	0	229	1,082	519	0	9	0	0	329	858	3,026
Carroll	0	0	0	0	0	0	0	0	0	0	0	0
Champaign	13	0	2	0	2	0	0	2	0	1	3	23
Clark	0	0	0	0	0	0	0	0	0	0	0	0
Clermont	0	0	22	143	6	1	0	0	0	5	1	178
Clinton	0	3	6	21	5	0	0	0	0	0	5	40
Columbiana	0	22	0	18	0	0	0	0	0	0	0	40
Coshocton	0	1	1	6	6	0	0	0	0	0	7	21
Crawford	0	1	0	3	4	1	0	0	0	0	1	10
Cuyahoga	2	3	0	2	10	1	0	4	0	0	5	27
Darke	12	0	1	4	5	0	0	0	0	0	1	23
Defiance	1	2	0	1	0	0	0	0	0	0	0	4
Delaware	1	32	3	52	17	0	4	4	1	0	18	132
Erie	8	15	0	4	12	0	0	0	0	0	11	50
Fairfield	3	1	13	2	8	0	0	1	0	0	17	45
Fayette	2	4	1	2	2	0	1	0	0	0	0	12
Franklin	216	34	109	52	308	2	4	2	0	34	2,087	2,848
Fulton	6	3	2	5	2	0	0	0	0	0	2	20
Gallia	0	0	0	6	5	0	1	0	0	1	1	14
Geauga	1	17	0	5	5	0	0	2	0	1	13	44
Greene	14	9	2	7	10	0	1	0	0	0	1	44
Guernsey	1	5	1	15	3	2	1	0	0	0	23	51
Hamilton	1	5	102	227	48	2	5	4	0	7	117	518
Hancock	0	29	10	16	12	0	0	0	0	1	3	71
Hardin	0	0	0	0	0	0	0	0	0	0	3	3
Harrison	0	0	7	0	4	0	0	0	0	0	0	11
Henry	2	0	0	0	0	0	0	0	0	0	1	3
Highland	1	0	1	9	3	0	1	1	0	1	5	22
Hocking	0	0	1	17	2	0	0	0	0	2	0	22
Holmes	4	0	7	0	3	0	0	0	0	0	3	17
Huron	0	0	1	12	5	0	0	1	0	0	7	26
Jackson	0	0	1	8	4	0	0	0	0	0	7	20
Jefferson	1	0	8	2	0	0	0	1	0	0	1	13
Knox	0	11	0	9	8	0	0	0	0	0	3	31
Lake	0	0	5	99	81	15	4	0	0	0	79	283
Lawrence	19	25	0	0	3	0	0	1	0	0	9	57

Courts of Common Pleas – Domestic Relations Division

All Others Terminations

2011

County	Uncontested Judge	Uncontested Magistrate	Trial by Judge	Trial by Magistrate	Voluntary Dismissal	Mediation/ Conciliation	Bankruptcy Stay/ Interlocutory Appeal	Transferred Out	Private Judge	Unavailability of Party	Other Terminations	Total Terminations
Licking	7	13	4	47	29	0	0	2	0	0	4	106
Logan	3	5	6	11	22	0	2	0	0	2	15	66
Lorain	3	1	0	0	25	1	0	2	0	5	190	227
Lucas	0	135	1	247	6	0	0	0	0	0	193	582
Madison	2	1	0	9	3	0	0	1	0	0	0	16
Mahoning	0	31	0	54	0	0	0	0	0	0	4	89
Marion	28	0	16	3	5	0	0	0	0	0	1	53
Medina	10	20	15	75	40	5	5	6	0	6	2	184
Meigs	1	0	27	0	1	0	0	0	0	0	2	31
Mercer	0	2	0	4	3	0	0	0	0	3	8	20
Miami	0	4	0	46	39	0	1	1	0	2	67	160
Monroe	1	0	0	0	1	0	0	0	0	0	3	5
Montgomery	0	256	74	35	30	1	0	2	0	0	16	414
Morgan	4	0	2	0	1	0	0	1	0	0	3	11
Morrow	0	0	0	1	0	0	0	0	0	0	1	2
Muskingum	22	1	4	5	4	0	0	0	0	0	0	36
Noble	0	0	5	0	0	0	0	0	0	0	3	8
Ottawa	0	0	0	0	0	0	0	0	0	0	27	27
Paulding	0	0	0	0	0	0	0	0	0	0	1	1
Perry	0	0	0	6	3	0	0	0	0	0	5	14
Pickaway	0	0	0	0	0	0	0	0	0	0	0	0
Pike	19	0	0	0	5	0	0	0	0	0	0	24
Portage	2	0	19	11	8	0	0	1	0	0	64	105
Preble	0	2	0	10	1	0	0	0	0	0	5	18
Putnam	12	0	0	0	1	0	0	0	0	0	4	17
Richland	28	212	2	11	79	0	3	245	0	107	77	764
Ross	0	3	1	13	4	0	0	1	0	6	63	91
Sandusky	10	0	1	0	22	0	0	5	0	3	155	196
Scioto	47	32	1	7	2	0	0	0	0	0	6	95
Seneca	2	5	0	1	1	0	0	1	0	0	2	12
Shelby	0	9	0	12	17	0	0	1	0	0	0	39
Stark	0	0	87	52	33	4	3	0	0	0	1,812	1,991
Summit	20	45	6	163	9	0	4	0	0	3	182	432
Trumbull	0	0	1	80	11	0	0	0	0	0	64	156
Tuscarawas	0	8	6	40	7	1	1	0	0	3	5	71
Union	0	0	4	11	2	0	0	1	0	0	2	20
Van Wert	0	8	0	0	1	0	0	0	0	0	0	9
Vinton	3	0	5	0	1	0	0	0	0	0	0	9
Warren	1	0	4	128	26	0	2	0	0	0	39	200
Washington	0	24	2	5	3	0	0	0	0	0	7	41
Wayne	0	0	0	0	0	0	0	0	0	0	0	0
Williams	0	9	0	0	2	0	0	0	0	0	0	11
Wood	6	24	0	9	10	4	1	1	0	0	5	60
Wyandot	0	1	0	1	0	0	0	0	0	0	1	3
Statewide	599	1,115	862	2,985	1,610	40	53	295	1	524	6,403	14,487

COURTS OF COMMON PLEAS

Probate Division

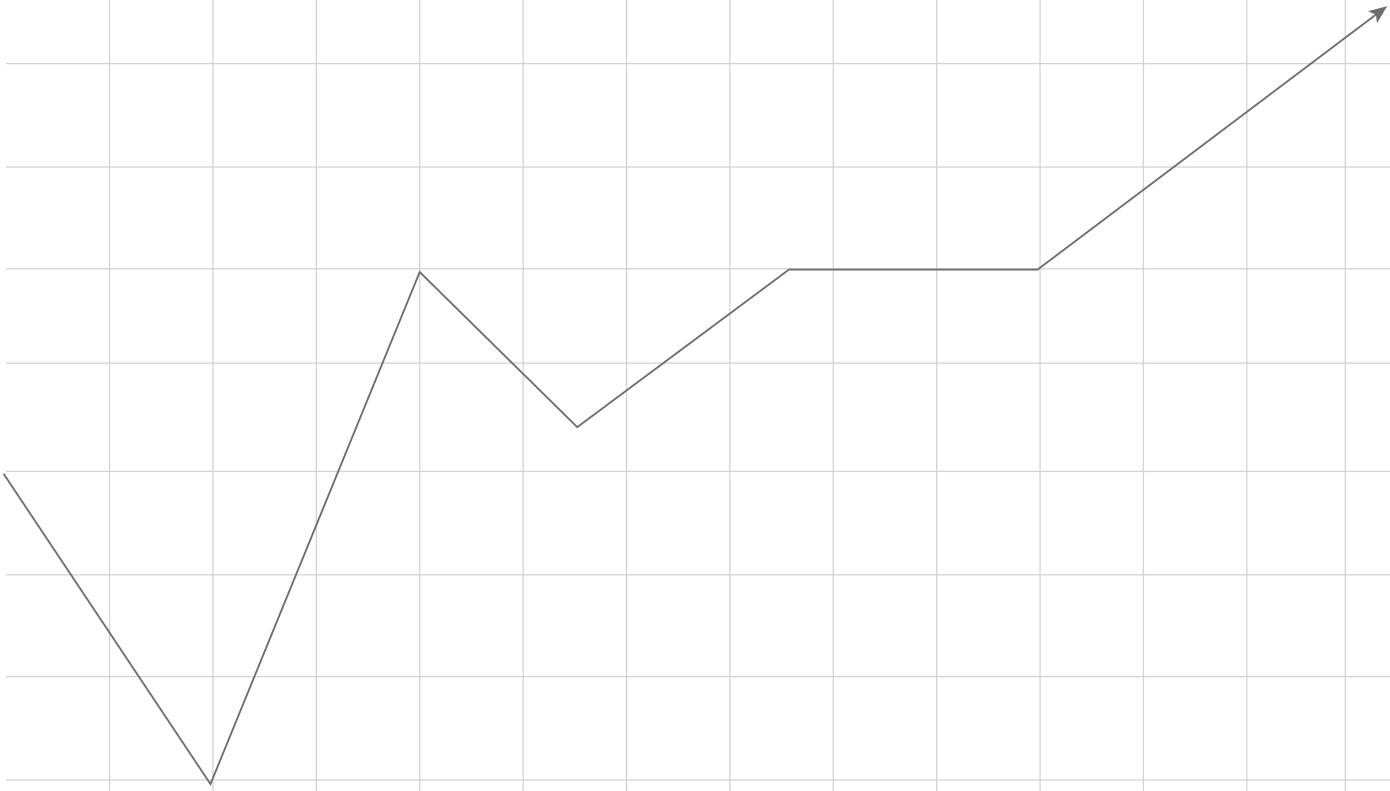

Courts of Common Pleas – Probate Division

Composite Report for the Entire State

2011

	Cases Pending January 1	Cases Filed	Cases Closed	Cases Pending December 31
Decedents' Estates	64,371	57,267	53,745	67,893
Guardianships of Minors	16,112	2,370	2,794	15,688
Guardianships of Incompetents	41,449	6,387	5,221	42,615
Emergency, Limited and Interim Guardianships	X	X	780	X
Conservatorships	335	76	90	321
Testamentary Trusts	8,298	462	781	7,979
Civil Actions	2,595	2,461	2,321	2,735
Adoptions	1,447	4,159	4,308	1,288
Mental Illness and Mental Retardation	1,640	5,358	5,276	1,722
Minors' Settlements	1,822	1,287	1,351	1,758
Wrongful Death	920	628	624	924
Delayed Registration and Correction of Birth	X	987	1,007	X
Change of Name	X	5,487	5,269	X
Totals	138,989	86,929	83,567	142,923
Marriage Applications Granted	69,253	X	X	X

"X" indicates data not applicable

Courts of Common Pleas – Probate Division

Overall Caseloads

2011

County	Judges	-----Population----- Total	Per Judge	-----New Filings----- Total	Per Judge	Per 1,000 Population	-----Terminations----- Total	Per Judge	Per 1,000 Population	Clearance Rate
The judges of the following counties have probate jurisdiction exclusively										
Lorain	1	301,356	301,356	1,996	1,996	7	1,731	1,731	6	87%
Butler	1	368,130	368,130	1,963	1,963	5	2,179	2,179	6	111%
Clark	1	138,333	138,333	1,251	1,251	9	1,240	1,240	9	99%
Cuyahoga	2	1,280,122	640,061	10,672	5,336	8	8,662	4,331	7	81%
Franklin	1	1,163,414	1,163,414	8,866	8,866	8	8,924	8,924	8	101%
Greene	1	161,573	161,573	2,188	2,188	14	1,113	1,113	7	51%
Hamilton	1	802,374	802,374	6,606	6,606	8	6,615	6,615	8	100%
Lake	1	230,041	230,041	1,584	1,584	7	1,554	1,554	7	98%
Lucas	1	441,815	441,815	3,422	3,422	8	3,524	3,524	8	103%
Mahoning	1	238,823	238,823	2,007	2,007	8	1,983	1,983	8	99%
Montgomery	1	535,153	535,153	4,201	4,201	8	3,940	3,940	7	94%
Richland	1	124,475	124,475	906	906	7	911	911	7	101%
Stark	1	375,586	375,586	2,419	2,419	6	2,488	2,488	7	103%
Summit	1	541,781	541,781	3,966	3,966	7	3,606	3,606	7	91%
Trumbull	1	210,312	210,312	2,073	2,073	10	2,009	2,009	10	97%
The judges of the following counties also have juvenile jurisdiction										
Allen	1	106,331	106,331	893	893	8	1,052	1,052	10	118%
Ashland	1	53,139	53,139	402	402	8	433	433	8	108%
Ashtabula	1	101,497	101,497	746	746	7	789	789	8	106%
Athens	1	64,757	64,757	501	501	8	521	521	8	104%
Belmont	1	70,400	70,400	582	582	8	550	550	8	95%
Brown	1	44,846	44,846	368	368	8	350	350	8	95%
Carroll	1	28,836	28,836	180	180	6	155	155	6	86%
Clermont	1	197,363	197,363	988	988	5	1,007	1,007	5	102%
Clinton	1	42,040	42,040	318	318	8	373	373	9	117%
Columbiana	1	107,841	107,841	745	745	7	678	678	6	91%
Coshocton	1	36,901	36,901	228	228	6	236	236	7	104%
Crawford	1	43,784	43,784	397	397	9	401	401	9	101%
Darke	1	52,959	52,959	530	530	10	409	409	8	77%
Defiance	1	39,037	39,037	403	403	10	426	426	11	106%
Delaware	1	174,214	174,214	820	820	5	798	798	5	97%
Fairfield	1	146,156	146,156	865	865	6	947	947	6	109%
Fayette	1	29,030	29,030	296	296	10	310	310	11	105%
Fulton	1	42,698	42,698	322	322	8	340	340	8	106%
Gallia	1	30,934	30,934	244	244	8	303	303	10	124%
Geauga	1	93,389	93,389	588	588	6	564	564	6	96%
Guernsey	1	40,087	40,087	309	309	8	338	338	8	109%
Hancock	1	74,782	74,782	713	713	10	1,119	1,119	15	157%
Hardin	1	32,058	32,058	249	249	8	242	242	8	97%
Harrison	1	15,864	15,864	100	100	7	95	95	6	95%
Highland	1	43,589	43,589	409	409	10	387	387	9	95%
Hocking	1	29,380	29,380	250	250	9	259	259	9	104%
Holmes	1	42,366	42,366	171	171	4	167	167	4	98%
Huron	1	59,626	59,626	403	403	7	418	418	7	104%
Jackson	1	33,225	33,225	20	20	1	56	56	2	280%
Jefferson	1	69,709	69,709	688	688	10	677	677	10	98%
Knox	1	60,921	60,921	468	468	8	492	492	8	105%
Lawrence	1	62,450	62,450	455	455	7	419	419	7	92%

Courts of Common Pleas – Probate Division

Overall Caseloads

2011

		-----Population-----		-----New Filings-----			-----Terminations-----			
County	Judges	Total	Per Judge	Total	Per Judge	Per 1,000 Population	Total	Per Judge	Per 1,000 Population	Clearance Rate
Licking	1	166,492	166,492	1,117	1,117	7	1,051	1,051	6	94%
Madison	1	43,435	43,435	258	258	6	241	241	6	93%
Medina	1	172,332	172,332	1,001	1,001	6	887	887	5	89%
Meigs	1	23,770	23,770	171	171	7	286	286	12	167%
Mercer	1	40,814	40,814	317	317	8	326	326	8	103%
Miami	1	102,506	102,506	820	820	8	783	783	8	95%
Monroe	1	14,642	14,642	136	136	10	110	110	8	81%
Muskingum	1	86,074	86,074	691	691	8	673	673	8	97%
Ottawa	1	41,428	41,428	391	391	10	408	408	10	104%
Paulding	1	19,614	19,614	167	167	9	146	146	8	87%
Perry	1	36,058	36,058	263	263	7	277	277	8	105%
Pickaway	1	55,698	55,698	387	387	7	391	391	7	101%
Pike	1	28,709	28,709	132	132	5	138	138	5	105%
Portage	1	161,419	161,419	763	763	5	813	813	5	107%
Preble	1	42,270	42,270	335	335	8	293	293	7	87%
Putnam	1	34,499	34,499	261	261	8	243	243	7	93%
Ross	1	78,064	78,064	664	664	9	677	677	9	102%
Sandusky	1	60,944	60,944	520	520	9	539	539	9	104%
Scioto	1	79,499	79,499	611	611	8	650	650	8	106%
Seneca	1	56,745	56,745	472	472	8	502	502	9	106%
Shelby	1	49,423	49,423	400	400	8	459	459	9	115%
Tuscarawas	1	92,582	92,582	620	620	7	607	607	7	98%
Union	1	52,300	52,300	280	280	5	245	245	5	88%
Van Wert	1	28,744	28,744	273	273	10	259	259	9	95%
Vinton	1	13,435	13,435	105	105	8	104	104	8	99%
Warren	1	212,693	212,693	1,103	1,103	5	1,100	1,100	5	100%
Washington	1	61,778	61,778	546	546	9	501	501	8	92%
Wayne	1	114,520	114,520	781	781	7	647	647	6	83%
Williams	1	37,642	37,642	332	332	9	351	351	9	106%
Wood	1	125,488	125,488	793	793	6	790	790	6	100%
The judges of the following counties also have domestic relations and juvenile jurisdiction										
Auglaize	1	45,949	45,949	406	406	9	379	379	8	93%
Champaign	2	40,097	20,049	314	157	8	329	165	8	105%
Logan	2	45,858	22,929	442	221	10	432	216	10	98%
Marion	2	66,501	33,251	474	237	7	423	212	6	89%
The judge of the following county also has general jurisdiction										
Henry	1	28,215	28,215	242	242	9	213	213	8	88%
The judges of the following counties also have general, domestic relations, and juvenile jurisdiction										
Adams	1	28,550	28,550	207	207	7	212	212	8	102%
Morgan	1	15,054	15,054	134	134	9	144	144	10	107%
Morrow	2	34,827	17,414	244	122	7	194	97	6	80%
Noble	1	14,645	14,645	72	72	5	86	86	6	119%
Wyandot	1	22,615	22,615	208	208	9	206	206	9	99%
The judges of the following county also have general and domestic relations jurisdiction										
Erie	3	77,079	25,693	705	235	9	662	221	9	94%
Statewide	95	11,536,504	121,437	86,929	915	9	83,567	880	9	96%

All population data from 2010 U.S. Census

Courts of Common Pleas – Probate Division

Decedents' Estates and Wrongful Death Overall Caseloads

2011

	-----Decedent's Estates-----				-----Wrongful Death------			
County	Cases Pending January 1	Cases Filed	Cases Closed	Cases Pending December 31	Cases Pending January 1	Cases Filed	Cases Closed	Cases Pending December 31
Adams	168	138	137	169	0	0	0	0
Allen	735	668	720	683	0	0	0	0
Ashland	358	309	326	341	0	0	0	0
Ashtabula	621	580	594	607	0	0	0	0
Athens	185	194	197	182	19	4	8	15
Auglaize	232	312	290	254	0	0	0	0
Belmont	543	450	433	560	0	0	0	0
Brown	130	245	235	140	2	1	1	2
Butler	1,385	1,328	1,393	1,320	0	0	0	0
Carroll	221	136	126	231	0	0	0	0
Champaign	148	246	259	135	0	0	0	0
Clark	584	826	805	605	0	4	1	3
Clermont	445	681	696	430	0	0	0	0
Clinton	181	229	262	148	0	0	0	0
Columbiana	450	581	523	508	0	0	0	0
Coshocton	155	175	178	152	0	0	0	0
Crawford	317	278	298	297	0	0	0	0
Cuyahoga	19,518	6,579	4,940	21,157	0	0	0	0
Darke	304	413	347	370	0	1	0	1
Defiance	174	270	292	152	10	7	2	15
Delaware	395	490	437	448	0	0	0	0
Erie	607	511	478	640	0	0	0	0
Fairfield	363	583	589	357	29	11	13	27
Fayette	86	204	193	97	14	7	10	11
Franklin	2,520	4,745	4,697	2,568	353	94	109	338
Fulton	187	251	262	176	0	0	0	0
Gallia	295	152	186	261	0	0	0	0
Geauga	338	397	390	345	0	0	0	0
Greene	1,267	1,857	712	2,412	0	0	0	0
Guernsey	213	164	168	209	3	5	1	7
Hamilton	2,507	3,932	3,992	2,447	0	0	0	0
Hancock	628	499	686	441	10	5	4	11
Hardin	178	182	177	183	6	1	3	4
Harrison	74	81	77	78	1	0	0	1
Henry	290	199	188	301	1	0	1	0
Highland	168	278	273	173	1	0	1	0
Hocking	62	158	143	77	7	3	3	7
Holmes	61	116	97	80	2	1	0	3
Huron	390	308	302	396	41	0	9	32
Jackson	291	19	48	262	28	0	0	28
Jefferson	470	549	488	531	0	0	0	0
Knox	165	346	373	138	0	0	0	0
Lake	790	1,155	1,098	847	116	29	45	100
Lawrence	395	276	264	407	21	4	8	17

Courts of Common Pleas – Probate Division

Decedents' Estates and Wrongful Death Overall Caseloads

2011

	-----Decedent's Estates-----				-----Wrongful Death------			
County	Cases Pending January 1	Cases Filed	Cases Closed	Cases Pending December 31	Cases Pending January 1	Cases Filed	Cases Closed	Cases Pending December 31
Licking	460	770	724	506	20	5	2	23
Logan	269	324	313	280	0	0	0	0
Lorain	1,436	1,420	1,242	1,614	0	0	0	0
Lucas	1,862	2,092	2,182	1,772	0	0	0	0
Madison	231	186	180	237	13	15	4	24
Mahoning	2,303	1,411	1,388	2,326	0	0	0	0
Marion	352	330	299	383	4	0	4	0
Medina	579	664	568	675	32	16	12	36
Meigs	286	115	222	179	9	3	4	8
Mercer	172	253	271	154	0	0	0	0
Miami	349	618	571	396	7	2	1	8
Monroe	119	104	87	136	0	0	0	0
Montgomery	2,075	2,738	2,654	2,159	0	0	0	0
Morgan	208	101	89	220	0	0	0	0
Morrow	284	182	129	337	12	0	0	12
Muskingum	507	453	410	550	0	0	0	0
Noble	62	63	70	55	0	0	0	0
Ottawa	262	318	329	251	0	0	0	0
Paulding	132	129	126	135	5	0	0	5
Perry	121	179	193	107	7	0	3	4
Pickaway	164	289	270	183	9	12	16	5
Pike	60	93	91	62	16	4	5	15
Portage	686	531	566	651	57	19	21	55
Preble	193	259	216	236	0	0	0	0
Putnam	147	221	196	172	2	3	2	3
Richland	614	639	655	598	0	0	0	0
Ross	248	448	467	229	0	0	0	0
Sandusky	322	401	411	312	3	3	2	4
Scioto	439	366	421	384	36	17	4	49
Seneca	282	339	366	255	1	2	1	2
Shelby	195	319	344	170	0	0	0	0
Stark	1,831	1,387	1,459	1,759	0	0	0	0
Summit	3,109	2,628	2,384	3,353	0	0	0	0
Trumbull	1,665	1,214	1,134	1,745	12	312	290	34
Tuscarawas	284	437	432	289	0	29	29	0
Union	117	179	168	128	0	0	0	0
Van Wert	149	217	199	167	0	0	0	0
Vinton	60	70	45	85	4	1	1	4
Warren	545	711	669	587	1	6	1	6
Washington	236	406	371	271	0	0	0	0
Wayne	635	597	481	751	0	0	0	0
Williams	183	242	254	171	1	1	0	2
Wood	444	593	588	449	0	0	0	0
Wyandot	100	141	142	99	5	1	3	3
Statewide	64,371	57,267	53,745	67,893	920	628	624	924

Courts of Common Pleas – Probate Division

Guardianships Overall Caseloads

2011

	-----Guardianships of Minors-----				-----Guardianships of Incompetents-----				
County	Cases Pending Jan. 1	Cases Filed	Cases Closed	Cases Pending Dec. 31	Cases Pending Jan. 1	Cases Filed	Cases Closed	Cases Pending Dec. 31	Emergency, Limited, and Interim Appointments
Adams	51	9	15	45	130	18	16	132	2
Allen	341	21	65	297	547	47	63	531	25
Ashland	120	12	9	123	180	19	6	193	2
Ashtabula	85	7	14	78	379	35	39	375	3
Athens	44	7	7	44	182	32	16	198	2
Auglaize	60	12	5	67	112	5	11	106	1
Belmont	59	8	3	64	260	25	21	264	9
Brown	59	8	16	51	211	41	41	211	0
Butler	284	35	37	282	965	132	130	967	140
Carroll	52	3	2	53	146	13	13	146	0
Champaign	34	2	8	28	105	26	20	111	2
Clark	394	76	94	376	642	129	92	679	23
Clermont	89	6	16	79	592	69	78	583	0
Clinton	92	18	22	88	101	13	19	95	4
Columbiana	73	12	10	75	415	67	51	431	0
Coshocton	36	2	9	29	162	17	10	169	1
Crawford	97	21	5	113	170	22	21	171	3
Cuyahoga	3,629	393	304	3,718	6,835	1,153	985	7,003	0
Darke	125	13	9	129	201	27	12	216	10
Defiance	90	10	19	81	180	30	24	186	9
Delaware	167	180	45	302	248	50	174	124	10
Erie	87	9	12	84	374	61	45	390	23
Fairfield	67	7	17	57	394	54	56	392	0
Fayette	29	12	13	28	103	19	30	92	13
Franklin	2,409	376	577	2,208	3,398	652	434	3,616	73
Fulton	48	5	13	40	88	11	8	91	0
Gallia	42	4	13	33	264	14	17	261	4
Geauga	114	18	25	107	288	55	31	312	11
Greene	236	27	44	219	536	59	78	517	6
Guernsey	35	1	8	28	266	34	32	268	21
Hamilton	1,173	174	222	1,125	2,410	439	283	2,566	12
Hancock	29	17	11	35	431	83	89	425	50
Hardin	28	5	3	30	106	12	14	104	3
Harrison	8	2	1	9	26	4	5	25	1
Henry	45	3	7	41	102	15	1	116	4
Highland	99	31	21	109	111	25	19	117	2
Hocking	13	1	5	9	118	36	31	123	18
Holmes	21	2	5	18	181	14	23	172	3
Huron	79	9	12	76	178	19	20	177	4
Jackson	51	0	0	51	116	1	4	113	0
Jefferson	54	6	16	44	331	48	43	336	18
Knox	32	6	9	29	223	41	29	235	7
Lake	463	42	71	434	707	115	94	728	7
Lawrence	195	37	23	209	245	30	15	260	2

Courts of Common Pleas – Probate Division

Guardianships Overall Caseloads

2011

	-----Guardianships of Minors-----				-----Guardianships of Incompetents-----				
County	Cases Pending Jan. 1	Cases Filed	Cases Closed	Cases Pending Dec. 31	Cases Pending Jan. 1	Cases Filed	Cases Closed	Cases Pending Dec. 31	Emergency, Limited, and Interim Appointments
Licking	97	21	24	94	499	93	46	546	8
Logan	59	16	15	60	94	17	9	102	2
Lorain	683	102	104	681	732	119	64	787	7
Lucas	236	35	65	206	1,758	235	149	1,844	7
Madison	67	8	14	61	108	12	3	117	0
Mahoning	166	16	23	159	1,242	150	122	1,270	11
Marion	45	7	5	47	280	29	20	289	2
Medina	253	59	54	258	501	68	56	513	3
Meigs	22	6	4	24	70	10	13	67	5
Mercer	49	5	7	47	102	20	9	113	3
Miami	113	11	14	110	284	66	44	306	12
Monroe	23	6	8	21	26	8	1	33	0
Montgomery	377	54	76	355	1,566	409	260	1,715	14
Morgan	52	6	21	37	98	11	6	103	3
Morrow	53	3	2	54	183	13	6	190	2
Muskingum	68	12	11	69	409	60	56	413	30
Noble	9	1	1	9	24	2	3	23	3
Ottawa	43	2	7	38	178	23	17	184	1
Paulding	44	1	1	44	63	12	6	69	0
Perry	49	8	19	38	159	23	14	168	0
Pickaway	86	7	22	71	98	17	11	104	8
Pike	27	1	6	22	99	12	11	100	4
Portage	96	5	17	84	413	45	38	420	2
Preble	41	3	7	37	170	18	16	172	4
Putnam	79	5	8	76	135	5	12	128	0
Richland	127	16	16	127	605	58	50	613	10
Ross	131	19	17	133	228	28	16	240	7
Sandusky	64	8	16	56	236	28	33	231	6
Scioto	67	6	7	66	246	51	37	260	19
Seneca	58	1	13	46	281	40	27	294	6
Shelby	56	6	19	43	125	13	11	127	10
Stark	109	36	50	95	1,595	170	199	1,566	2
Summit	331	85	97	319	2,007	296	260	2,043	0
Trumbull	234	18	45	207	863	133	129	867	13
Tuscarawas	60	1	7	54	241	37	20	258	7
Union	40	18	7	51	93	16	7	102	1
Van Wert	60	7	7	60	117	10	13	114	2
Vinton	27	2	4	25	86	7	14	79	1
Warren	251	42	67	226	557	61	56	562	14
Washington	30	1	7	24	199	30	23	206	6
Wayne	135	24	11	148	420	42	27	435	1
Williams	55	11	11	55	118	19	8	129	5
Wood	68	15	12	71	329	42	39	332	6
Wyandot	34	5	4	35	53	18	17	54	5
Statewide	16,112	2,370	2,794	15,688	41,449	6,387	5,221	42,615	780

Courts of Common Pleas – Probate Division

Conservatorships, Testamentary Trusts and Civil Actions Overall Caseloads

2011

	-----Conservatorships-----				-----Testamentary Trusts-----				-----Civil Actions-----			
County	Cases Pending Jan. 1	Cases Filed	Cases Closed	Cases Pending Dec. 31	Cases Pending Jan. 1	Cases Filed	Cases Closed	Cases Pending Dec. 31	Cases Pending Jan. 1	Cases Filed	Cases Closed	Cases Pending Dec. 31
Adams	0	0	0	0	3	1	0	4	17	9	11	15
Allen	1	0	0	1	93	2	8	87	17	18	20	15
Ashland	0	0	0	0	62	4	11	55	26	3	15	14
Ashtabula	2	0	1	1	50	0	2	48	46	33	36	43
Athens	2	0	0	2	26	3	2	27	11	4	9	6
Auglaize	0	0	0	0	42	4	3	43	4	17	15	6
Belmont	3	1	0	4	61	0	4	57	3	9	3	9
Brown	0	0	0	0	41	4	2	43	11	11	3	19
Butler	1	0	0	1	123	9	14	118	29	40	42	27
Carroll	1	0	0	1	16	1	0	17	2	0	0	2
Champaign	0	0	0	0	12	0	1	11	4	1	3	2
Clark	2	1	0	3	113	4	8	109	27	34	33	28
Clermont	1	0	1	0	48	8	8	48	17	11	16	12
Clinton	0	0	0	0	56	1	5	52	7	9	8	8
Columbiana	0	0	0	0	97	10	19	88	0	0	0	0
Coshocton	0	0	0	0	68	3	6	65	2	4	5	1
Crawford	4	1	2	3	87	4	3	88	13	6	9	10
Cuyahoga	53	18	10	61	1,007	35	66	976	312	290	245	357
Darke	3	0	1	2	60	13	4	69	15	11	6	20
Defiance	5	3	0	8	32	2	1	33	10	11	13	8
Delaware	5	0	5	0	92	6	7	91	33	21	20	34
Erie	7	2	1	8	80	2	3	79	31	15	13	33
Fairfield	1	1	0	2	53	2	5	50	46	41	58	29
Fayette	0	1	0	1	45	4	3	46	5	7	10	2
Franklin	38	8	10	36	418	22	43	397	346	383	319	410
Fulton	0	0	0	0	29	0	2	27	5	3	6	2
Gallia	1	0	0	1	34	1	5	30	10	22	22	10
Geauga	1	0	0	1	54	4	3	55	11	26	10	27
Greene	4	3	2	5	117	13	20	110	63	18	20	61
Guernsey	3	0	0	3	26	0	1	25	15	12	13	14
Hamilton	5	1	1	5	907	45	83	869	92	157	160	89
Hancock	6	2	4	4	36	4	6	34	52	15	58	9
Hardin	1	0	1	0	55	1	2	54	11	10	13	8
Harrison	0	0	0	0	2	1	0	3	1	1	0	2
Henry	3	1	0	4	51	0	2	49	12	3	0	15
Highland	3	1	0	4	33	1	2	32	19	22	12	29
Hocking	1	0	0	1	15	0	1	14	5	10	13	2
Holmes	2	0	2	0	21	0	0	21	3	4	5	2
Huron	1	2	1	2	70	2	5	67	12	10	13	9
Jackson	14	0	0	14	0	0	0	0	35	0	4	31
Jefferson	2	0	0	2	54	0	1	53	3	4	3	4
Knox	4	1	2	3	25	4	4	25	3	12	11	4
Lake	0	0	0	0	130	14	10	134	61	34	50	45
Lawrence	9	0	0	9	42	3	3	42	13	7	7	13

Courts of Common Pleas – Probate Division

Conservatorships, Testamentary Trusts and Civil Actions Overall Caseloads

2011

	-----Conservatorships-----				-----Testamentary Trusts-----				-----Civil Actions-----			
County	Cases Pending Jan. 1	Cases Filed	Cases Closed	Cases Pending Dec. 31	Cases Pending Jan. 1	Cases Filed	Cases Closed	Cases Pending Dec. 31	Cases Pending Jan. 1	Cases Filed	Cases Closed	Cases Pending Dec. 31
Licking	4	2	4	2	178	17	17	178	42	33	35	40
Logan	0	1	0	1	74	8	15	67	9	8	8	9
Lorain	5	1	2	4	179	12	20	171	47	73	47	73
Lucas	12	6	9	9	203	12	21	194	114	133	127	120
Madison	4	0	1	3	43	1	2	42	6	1	2	5
Mahoning	4	2	0	6	303	18	32	289	80	65	56	89
Marion	3	0	0	3	89	5	7	87	25	28	19	34
Medina	10	1	1	10	67	3	7	63	23	43	29	37
Meigs	5	0	0	5	15	2	1	16	4	0	1	3
Mercer	1	0	0	1	24	3	0	27	0	1	1	0
Miami	2	0	0	2	155	8	12	151	17	13	20	10
Monroe	0	0	0	0	5	1	1	5	0	2	1	1
Montgomery	5	1	2	4	385	12	47	350	102	122	105	119
Morgan	0	0	0	0	27	0	2	25	15	4	7	12
Morrow	4	0	0	4	38	10	6	42	23	3	5	21
Muskingum	0	0	0	0	138	5	7	136	19	14	8	25
Noble	0	0	0	0	8	0	1	7	4	1	2	3
Ottawa	3	1	2	2	26	2	4	24	0	2	1	1
Paulding	0	0	0	0	39	0	1	38	23	5	2	26
Perry	1	0	0	1	15	0	0	15	10	13	12	11
Pickaway	3	0	1	2	51	3	5	49	10	5	8	7
Pike	0	0	0	0	11	2	3	10	1	4	2	3
Portage	1	0	1	0	108	8	10	106	11	16	9	18
Preble	0	0	0	0	23	3	2	24	9	6	7	8
Putnam	1	0	0	1	34	0	1	33	5	5	3	7
Richland	4	0	0	4	159	9	8	160	48	58	51	55
Ross	1	0	0	1	49	3	4	48	11	15	15	11
Sandusky	4	1	0	5	38	1	4	35	13	13	6	20
Scioto	1	0	0	1	37	0	5	32	2	0	0	2
Seneca	2	1	0	3	59	4	6	57	9	30	26	13
Shelby	0	0	0	0	40	0	12	28	1	7	4	4
Stark	5	0	2	3	203	10	34	179	186	116	79	223
Summit	30	5	9	26	299	17	42	274	96	110	123	83
Trumbull	12	5	7	10	208	12	17	203	84	56	69	71
Tuscarawas	0	0	0	0	39	3	1	41	7	20	13	14
Union	0	1	0	1	28	2	2	28	6	5	7	4
Van Wert	0	0	0	0	25	1	4	22	8	10	9	9
Vinton	4	0	0	4	9	0	0	9	4	2	0	6
Warren	1	1	2	0	93	3	15	81	18	20	22	16
Washington	1	0	0	1	68	12	5	75	10	9	11	8
Wayne	7	0	2	5	108	3	10	101	18	11	16	13
Williams	1	0	0	1	60	3	3	60	5	6	5	6
Wood	5	0	1	4	42	7	6	43	9	14	15	8
Wyandot	0	0	0	0	10	0	1	9	1	1	1	1
Statewide	335	76	90	321	8,298	462	781	7,979	2,595	2,461	2,321	2,735

Courts of Common Pleas – Probate Division

Miscellaneous Overall Caseloads

2011

County	--Adoptions-- Cases Filed	--Adoptions-- Cases Closed	Mental Illness and --Retardation-- Cases Filed	Mental Illness and --Retardation-- Cases Closed	Minors' --Settlements-- Cases Filed	Minors' --Settlements-- Cases Closed	Birth Record --Correction-- Cases Filed	Birth Record --Correction-- Cases Closed	Name --Changes-- Cases Filed	Name --Changes-- Cases Closed	Marriages Applications --Granted--
Adams	9	11	8	8	6	2	2	2	7	8	191
Allen	36	47	39	40	12	9	9	9	41	46	587
Ashland	15	23	1	1	8	6	16	18	15	16	333
Ashtabula	39	33	2	2	15	27	1	1	34	37	599
Athens	30	27	196	215	4	4	6	10	21	24	345
Auglaize	19	20	6	5	3	3	6	6	22	20	286
Belmont	29	31	20	9	5	4	7	7	28	26	367
Brown	19	14	2	4	7	4	7	7	23	23	253
Butler	168	173	44	41	47	73	11	11	149	125	2,046
Carroll	7	6	0	0	10	4	1	1	9	3	157
Champaign	7	6	1	1	11	11	3	3	17	15	220
Clark	76	72	33	37	17	19	3	4	48	52	737
Clermont	63	66	45	51	19	10	12	13	74	52	1,210
Clinton	17	22	2	1	8	9	0	1	21	20	278
Columbiana	26	23	5	5	15	15	2	2	27	30	644
Coshocton	11	12	4	4	1	0	2	2	9	9	290
Crawford	34	29	2	2	4	4	5	5	20	20	289
Cuyahoga	273	250	833	852	128	112	140	161	830	737	6,564
Darke	20	14	0	0	14	3	3	0	15	3	313
Defiance	29	24	22	22	4	5	2	2	13	13	208
Delaware	17	12	0	1	3	18	2	3	51	66	742
Erie	27	12	37	35	9	8	3	3	29	29	471
Fairfield	74	117	20	20	17	11	1	1	54	60	877
Fayette	11	13	12	12	6	2	1	1	12	10	194
Franklin	665	685	867	916	145	152	107	105	802	804	8,528
Fulton	11	9	23	23	5	4	2	2	11	11	249
Gallia	10	15	9	9	6	5	13	13	13	14	218
Geauga	16	19	19	19	8	9	3	2	42	45	420
Greene	102	110	33	46	8	8	6	6	62	61	841
Guernsey	24	29	50	44	2	0	2	3	15	18	277
Hamilton	240	239	913	923	105	105	169	171	431	424	4,653
Hancock	33	38	7	14	6	48	10	30	32	81	510
Hardin	14	9	1	1	5	4	5	4	13	8	161
Harrison	7	8	1	1	1	1	0	0	2	1	118
Henry	11	8	4	0	4	0	1	1	1	1	159
Highland	20	23	10	10	1	2	7	7	13	15	315
Hocking	5	8	17	18	3	3	2	2	15	14	242
Holmes	12	8	0	0	1	1	12	12	9	11	345
Huron	13	19	6	5	7	5	9	8	18	15	350
Jackson	0	0	0	0	0	0	0	0	0	0	0
Jefferson	18	19	31	28	5	32	4	4	23	25	382
Knox	17	17	1	1	4	2	11	11	25	26	374
Lake	30	25	0	0	12	14	25	19	128	121	1,273
Lawrence	44	47	17	17	6	1	2	1	29	31	226

Courts of Common Pleas – Probate Division

Miscellaneous Overall Caseloads

2011

County	--Adoptions-- Cases Filed	--Adoptions-- Cases Closed	Mental Illness and --Retardation-- Cases Filed	Mental Illness and --Retardation-- Cases Closed	Minors' --Settlements-- Cases Filed	Minors' --Settlements-- Cases Closed	Birth Record --Correction-- Cases Filed	Birth Record --Correction-- Cases Closed	Name --Changes-- Cases Filed	Name --Changes-- Cases Closed	Marriages Applications --Granted--
Licking	76	94	6	6	15	24	4	4	75	63	1,048
Logan	23	26	3	3	13	14	5	4	24	23	264
Lorain	72	60	24	22	45	42	3	3	125	118	1,495
Lucas	197	238	336	356	97	108	35	35	244	227	4,470
Madison	12	12	0	1	5	6	0	0	18	16	241
Mahoning	43	49	141	138	42	44	14	15	105	105	1,203
Marion	30	29	3	2	8	8	7	7	27	21	424
Medina	31	39	0	0	7	10	13	12	96	96	964
Meigs	13	12	3	4	1	2	2	2	16	16	157
Mercer	13	15	0	0	4	5	9	8	9	7	269
Miami	42	52	14	15	10	6	1	1	35	35	620
Monroe	1	2	2	2	5	3	1	0	6	5	111
Montgomery	154	138	369	327	63	63	46	36	233	218	3,098
Morgan	4	8	0	0	0	0	3	3	5	5	113
Morrow	11	16	4	13	3	5	0	0	15	10	207
Muskingum	58	62	41	37	8	11	10	10	30	31	611
Noble	0	0	2	2	1	1	0	0	2	3	88
Ottawa	12	11	1	1	2	3	3	3	25	29	267
Paulding	7	6	0	0	2	2	1	1	10	1	110
Perry	22	21	0	0	2	2	5	4	11	9	264
Pickaway	25	27	2	3	9	4	2	2	16	14	340
Pike	3	4	1	0	0	1	4	3	8	8	220
Portage	59	65	0	0	11	9	2	3	67	72	825
Preble	25	21	5	3	2	2	0	0	14	15	234
Putnam	8	7	4	4	2	2	1	1	7	7	226
Richland	34	30	25	25	10	4	10	10	47	52	774
Ross	39	39	55	55	14	14	2	2	41	41	531
Sandusky	25	26	4	4	7	5	2	1	27	25	394
Scioto	43	39	51	50	7	5	29	29	41	34	405
Seneca	20	21	17	14	5	9	1	1	12	12	335
Shelby	24	22	2	2	8	14	3	3	18	18	312
Stark	107	123	319	319	30	19	23	23	221	179	2,246
Summit	212	225	269	109	46	58	59	58	239	241	2,995
Trumbull	66	59	171	171	26	24	2	2	58	49	1,030
Tuscarawas	57	62	1	1	2	2	14	14	19	19	544
Union	33	26	0	2	5	4	2	2	19	19	254
Van Wert	10	9	0	0	4	3	2	2	12	11	212
Vinton	8	24	11	11	0	0	0	0	4	4	84
Warren	77	71	53	58	25	22	6	7	98	96	1,114
Washington	18	14	49	47	6	3	3	3	12	11	406
Wayne	28	32	10	10	10	7	10	10	46	40	701
Williams	18	31	15	15	6	6	3	3	8	10	252
Wood	28	32	1	0	7	10	5	4	81	77	795
Wyandot	23	17	1	1	5	6	5	2	8	7	158
Statewide	4,159	4,308	5,358	5,276	1,287	1,351	987	1,007	5,487	5,269	69,253

COURTS OF COMMON PLEAS

Juvenile Division

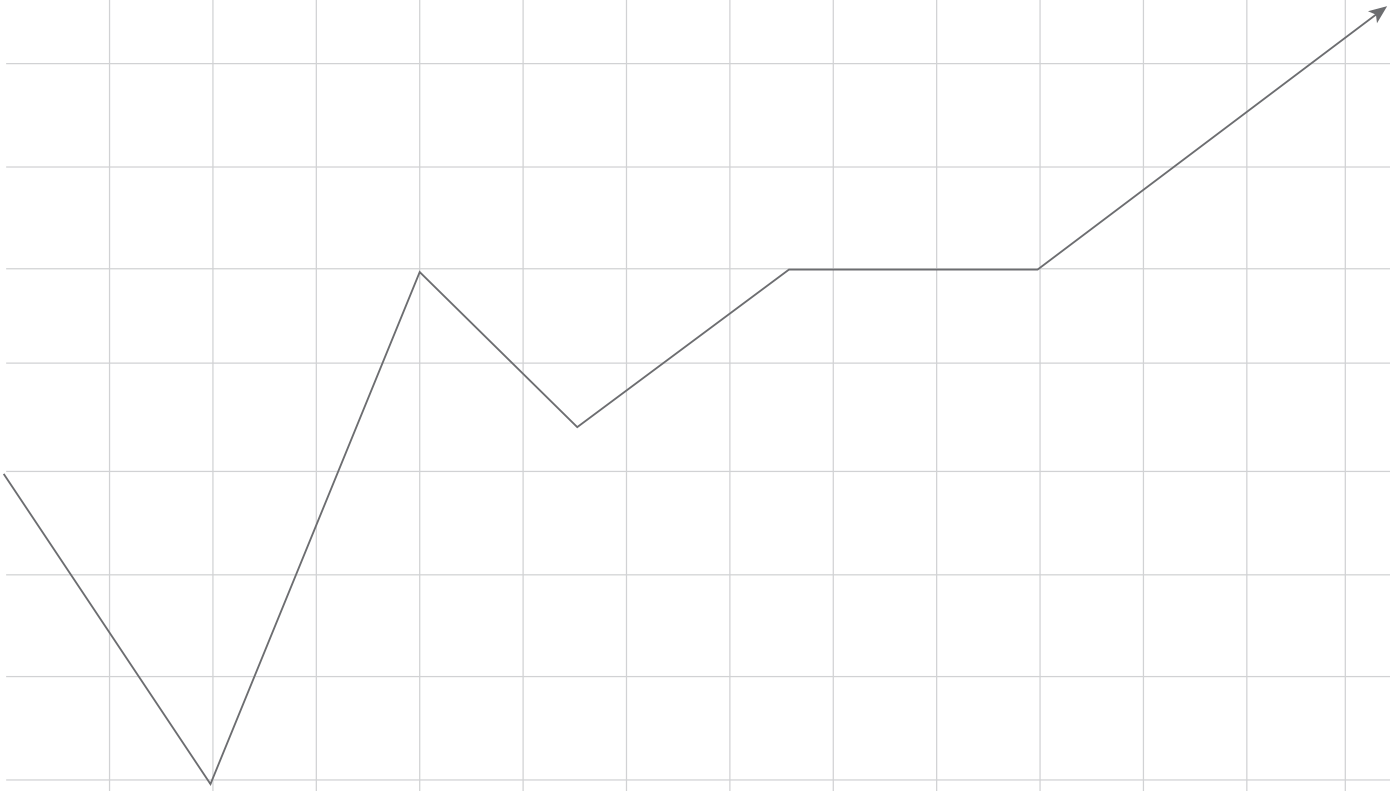

Courts of Common Pleas – Juvenile Division

Composite Report for the Entire State

2011

	Delinquency	Traffic	Dependency, Neglect or Abuse	Unruly	Adult	Permanent Custody Motion	Change of Custody/Visitation	Enforce/Modify Support	Parentage	U.I.F.S.A.	All Others	Total
Cases Pending Beginning of Year	14,543	4,863	5,009	2,000	1,359	664	10,664	20,184	7,323	414	2,702	69,725
New Cases Filed	66,048	44,848	13,896	12,105	5,926	257	13,783	24,612	9,001	1,322	2,930	194,728
Transferred In, Reactivated or Redesignated Cases	14,135	2,899	4,411	2,047	1,161	1,796	16,973	37,763	2,891	165	10,438	94,679
Total Cases	94,726	52,610	23,316	16,152	8,446	2,717	41,420	82,559	19,215	1,901	16,070	359,132
Cases Terminated By:												
Trial by Judge	960	255	1,179	128	340	489	1,590	2,223	318	16	243	7,741
Trial by Magistrate	4,202	688	3,959	202	280	278	7,366	10,650	1,973	218	780	30,596
Dismissal by Party, Judge or Prosecutor	14,095	6,865	2,948	3,735	2,442	111	5,324	11,833	2,963	160	967	51,443
Admission to Judge	10,866	6,034	2,332	1,789	1,237	169	2,447	4,764	1,436	102	370	31,546
Admission to Magistrate	31,733	25,206	5,534	5,136	1,344	239	6,025	17,466	2,311	275	1,271	96,540
Certification or Waiver Granted	211	X	X	X	X	X	X	X	X	X	X	211
Unavailability of Party for Trial	9,936	2,111	108	1,508	1,026	21	282	5,582	1,020	172	42	21,808
Transferred Out	4,126	4,833	429	463	22	43	528	573	320	18	56	11,411
Referred to Private Judge	X	X	X	X	X	X	1	5	1	0	0	7
Interlocutory Appeal or Order	8	0	4	0	1	11	6	12	3	0	370	415
All Other Terminations	4,399	1,681	1,686	1,118	291	470	6,565	10,021	2,026	608	9,902	38,767
Total Terminations	80,536	47,673	18,179	14,079	6,983	1,831	30,134	63,129	12,371	1,569	14,001	290,485
Cases Pending End of Year	14,190	4,937	5,137	2,073	1,463	886	11,286	19,430	6,844	332	2,069	68,647
Time Guideline (Months)	**6**	**3**	**3**	**3**	**6**	**9**	**9**	**12**	**12**	**3**	**6**	**X**
Cases Pending End of Year Beyond Time Guideline	1,112	896	887	287	272	110	1,066	1,087	848	122	375	7,062
Number of Informal Cases (All Case Types)	23,345											

"X" indicates data not applicable.

Courts of Common Pleas – Juvenile Division

Overall Caseloads

2011

County	Judges	-----Population----- Total	Per Judge	New Filings, Transfers, -----Reactivations----- Total	Per Judge	Per 1,000 Population	-----Terminations----- Total	Per Judge	Per 1,000 Population	Clearance Rate
The judges of the following counties have juvenile jurisdiction exclusively										
Butler	2	368,130	184,065	9,474	4,737	26	8,940	4,470	24	94%
Cuyahoga	6	1,280,122	213,354	26,243	4,374	21	26,800	4,467	21	102%
Erie	1	77,079	77,079	4,213	4,213	55	4,047	4,047	53	96%
Greene	1	161,573	161,573	3,319	3,319	21	3,210	3,210	20	97%
Hamilton	2	802,374	401,187	28,355	14,178	35	27,951	13,976	35	99%
Lake	1	230,041	230,041	3,084	3,084	13	3,152	3,152	14	102%
Lucas	2	441,815	220,908	12,832	6,416	29	12,785	6,393	29	100%
Mahoning	1	238,823	238,823	4,602	4,602	19	4,515	4,515	19	98%
Montgomery	2	535,153	267,577	16,104	8,052	30	16,629	8,315	31	103%
Richland	1	124,475	124,475	2,808	2,808	23	2,860	2,860	23	102%
Summit	1	541,781	541,781	8,111	8,111	15	8,008	8,008	15	99%
The judges of the following counties also have probate jurisdiction										
Allen	1	106,331	106,331	3,457	3,457	33	3,413	3,413	32	99%
Ashland	1	53,139	53,139	1,320	1,320	25	1,337	1,337	25	101%
Ashtabula	1	101,497	101,497	2,079	2,079	20	2,568	2,568	25	124%
Athens	1	64,757	64,757	1,372	1,372	21	1,370	1,370	21	100%
Belmont	1	70,400	70,400	1,463	1,463	21	1,559	1,559	22	107%
Brown	1	44,846	44,846	970	970	22	990	990	22	102%
Carroll	1	28,836	28,836	842	842	29	847	847	29	101%
Clermont	1	197,363	197,363	5,896	5,896	30	6,108	6,108	31	104%
Clinton	1	42,040	42,040	1,173	1,173	28	1,121	1,121	27	96%
Columbiana	1	107,841	107,841	2,262	2,262	21	2,393	2,393	22	106%
Coshocton	1	36,901	36,901	1,195	1,195	32	1,178	1,178	32	99%
Crawford	1	43,784	43,784	966	966	22	1,023	1,023	23	106%
Darke	1	52,959	52,959	954	954	18	896	896	17	94%
Defiance	1	39,037	39,037	733	733	19	730	730	19	100%
Delaware	1	174,214	174,214	2,386	2,386	14	2,602	2,602	15	109%
Fairfield	1	146,156	146,156	1,638	1,638	11	1,667	1,667	11	102%
Fayette	1	29,030	29,030	1,018	1,018	35	1,011	1,011	35	99%
Fulton	1	42,698	42,698	970	970	23	962	962	23	99%
Gallia	1	30,934	30,934	1,076	1,076	35	1,091	1,091	35	101%
Geauga	1	93,389	93,389	4,382	4,382	47	4,396	4,396	47	100%
Guernsey	1	40,087	40,087	1,437	1,437	36	1,453	1,453	36	101%
Hancock	1	74,782	74,782	1,828	1,828	24	1,820	1,820	24	100%
Hardin	1	32,058	32,058	877	877	27	865	865	27	99%
Harrison	1	15,864	15,864	526	526	33	520	520	33	99%
Highland	1	43,589	43,589	1,023	1,023	23	1,037	1,037	24	101%
Hocking	1	29,380	29,380	1,095	1,095	37	1,305	1,305	44	119%
Holmes	1	42,366	42,366	459	459	11	483	483	11	105%
Huron	1	59,626	59,626	1,183	1,183	20	1,174	1,174	20	99%
Jackson	1	33,225	33,225	717	717	22	640	640	19	89%
Jefferson	1	69,709	69,709	2,511	2,511	36	2,612	2,612	37	104%
Knox	1	60,921	60,921	1,712	1,712	28	1,730	1,730	28	101%
Lawrence	1	62,450	62,450	1,031	1,031	17	1,112	1,112	18	108%
Licking	1	166,492	166,492	2,429	2,429	15	2,406	2,406	14	99%
Madison	1	43,435	43,435	956	956	22	921	921	21	96%
Medina	1	172,332	172,332	1,804	1,804	10	1,764	1,764	10	98%
Meigs	1	23,770	23,770	1,073	1,073	45	1,155	1,155	49	108%

Courts of Common Pleas – Juvenile Division

Overall Caseloads

2011

County	Judges	-----Population----- Total	Per Judge	New Filings, Transfers, -----Reactivations----- Total	Per Judge	Per 1,000 Population	-----Terminations----- Total	Per Judge	Per 1,000 Population	Clearance Rate
Mercer	1	40,814	40,814	1,139	1,139	28	1,176	1,176	29	103%
Miami	1	102,506	102,506	5,239	5,239	51	5,192	5,192	51	99%
Monroe	1	14,642	14,642	239	239	16	229	229	16	96%
Muskingum	1	86,074	86,074	2,080	2,080	24	1,932	1,932	22	93%
Ottawa	1	41,428	41,428	1,532	1,532	37	1,654	1,654	40	108%
Paulding	1	19,614	19,614	340	340	17	276	276	14	81%
Perry	1	36,058	36,058	1,080	1,080	30	1,078	1,078	30	100%
Pickaway	1	55,698	55,698	1,535	1,535	28	1,491	1,491	27	97%
Pike	1	28,709	28,709	957	957	33	953	953	33	100%
Portage	1	161,419	161,419	2,373	2,373	15	2,438	2,438	15	103%
Preble	1	42,270	42,270	1,323	1,323	31	1,263	1,263	30	95%
Putnam	1	34,499	34,499	670	670	19	677	677	20	101%
Ross	1	78,064	78,064	1,428	1,428	18	1,400	1,400	18	98%
Sandusky	1	60,944	60,944	2,601	2,601	43	2,508	2,508	41	96%
Scioto	1	79,499	79,499	1,014	1,014	13	1,081	1,081	14	107%
Seneca	1	56,745	56,745	1,713	1,713	30	1,621	1,621	29	95%
Shelby	1	49,423	49,423	1,431	1,431	29	1,421	1,421	29	99%
Tuscarawas	1	92,582	92,582	1,403	1,403	15	1,232	1,232	13	88%
Union	1	52,300	52,300	1,579	1,579	30	1,618	1,618	31	102%
Van Wert	1	28,744	28,744	769	769	27	801	801	28	104%
Vinton	1	13,435	13,435	507	507	38	583	583	43	115%
Warren	1	212,693	212,693	3,495	3,495	16	3,117	3,117	15	89%
Washington	1	61,778	61,778	1,152	1,152	19	1,187	1,187	19	103%
Wayne	1	114,520	114,520	2,648	2,648	23	2,539	2,539	22	96%
Williams	1	37,642	37,642	741	741	20	729	729	19	98%
Wood	1	125,488	125,488	3,149	3,149	25	3,214	3,214	26	102%
The judges of the following counties also have domestic relations jurisdiction										
Clark	1	138,333	138,333	5,441	5,441	39	5,325	5,325	38	98%
Franklin	5	1,163,414	232,683	33,376	6,675	29	34,199	6,840	29	102%
Henry	1	28,215	28,215	736	736	26	788	788	28	107%
Lorain	3	301,356	100,452	9,722	3,241	32	9,645	3,215	32	99%
Stark	3	375,586	125,195	6,050	2,017	16	5,980	1,993	16	99%
Trumbull	2	210,312	105,156	5,381	2,691	26	5,334	2,667	25	99%
The judges of the following counties also have domestic relations and probate jurisdiction										
Auglaize	1	45,949	45,949	737	737	16	706	706	15	96%
Champaign	2	40,097	20,049	1,535	768	38	1,551	776	39	101%
Logan	2	45,858	22,929	1,459	730	32	1,511	756	33	104%
Marion	2	66,501	33,251	3,689	1,845	55	3,698	1,849	56	100%
The judges of the following counties also have general, domestic relations, and probate jurisdiction										
Adams	1	28,550	28,550	837	837	29	850	850	30	102%
Morgan	1	15,054	15,054	694	694	46	691	691	46	100%
Morrow	2	34,827	17,414	935	468	27	924	462	27	99%
Noble	1	14,645	14,645	211	211	14	225	225	15	107%
Wyandot	1	22,615	22,615	509	509	23	492	492	22	97%
Statewide	110	11,536,504	104,877	289,407	2,631	25	290,485	2,641	25	100%

All population data from 2010 U.S. Census.

Courts of Common Pleas – Juvenile Division

Overall Terminations

2011

County	Trial by Judge	Trial by Magistrate	Dismissal	Admission to Judge	Admission to Magistrate	Certification or Waiver Granted	Unavailability of Party	Transferred Out	Private Judge	Interlocutory Appeal/Order	Other Terminations	Total Terminations
The judges of the following counties have juvenile jurisdiction exclusively												
Butler	15	1,175	923	384	3,255	5	636	113	0	0	2,434	8,940
Cuyahoga	370	1,411	7,146	2,120	6,389	18	4,521	2,135	0	3	2,687	26,800
Erie	7	46	564	38	1,938	0	307	318	0	0	829	4,047
Greene	240	1,502	223	14	831	2	41	339	1	0	17	3,210
Hamilton	230	6,177	3,838	116	11,525	64	5,479	55	0	4	463	27,951
Lake	26	139	274	693	1,636	0	81	27	0	0	276	3,152
Lucas	102	3,153	3,040	227	3,052	15	1,810	93	0	0	1,293	12,785
Mahoning	28	1,398	445	998	1,201	5	132	136	0	0	172	4,515
Montgomery	63	2,101	3,204	955	8,779	15	1,295	136	0	0	81	16,629
Richland	8	131	463	176	1,697	1	15	252	0	0	117	2,860
Summit	99	719	1,342	386	4,306	11	633	233	0	0	279	8,008
The judges of the following counties also have probate jurisdiction												
Allen	19	442	440	329	1,278	0	159	187	1	0	558	3,413
Ashland	132	253	84	427	140	0	86	89	0	0	126	1,337
Ashtabula	0	7	307	107	1,112	0	0	0	0	0	1,035	2,568
Athens	94	155	188	156	632	0	39	27	0	0	79	1,370
Belmont	29	299	360	585	227	0	0	45	0	0	14	1,559
Brown	3	2	138	575	118	0	1	99	0	0	54	990
Carroll	515	0	41	229	0	0	1	39	0	0	22	847
Clermont	42	402	1,235	365	1,825	0	226	109	0	0	1,904	6,108
Clinton	25	6	130	214	636	0	31	65	0	0	14	1,121
Columbiana	45	36	264	227	1,693	0	90	36	0	0	2	2,393
Coshocton	38	8	198	155	709	0	29	18	0	0	23	1,178
Crawford	6	7	66	244	582	0	2	113	0	0	3	1,023
Darke	0	0	192	542	65	0	0	34	0	0	63	896
Defiance	2	0	109	363	128	0	0	128	0	0	0	730
Delaware	11	165	468	27	1,234	0	22	140	0	0	535	2,602
Fairfield	251	28	164	31	872	0	22	132	0	0	167	1,667
Fayette	336	71	73	251	10	0	11	30	0	0	229	1,011
Fulton	10	0	195	353	161	0	6	102	0	0	135	962
Gallia	54	298	339	312	0	0	11	36	0	0	41	1,091
Geauga	1	0	78	518	369	0	55	58	0	0	3,317	4,396
Guernsey	149	442	351	119	188	0	58	62	0	0	84	1,453
Hancock	50	260	212	409	714	1	19	145	0	0	10	1,820
Hardin	0	0	246	540	0	0	15	58	0	0	6	865
Harrison	153	151	41	50	0	0	0	29	0	0	96	520
Highland	592	0	182	184	0	0	49	19	0	0	11	1,037
Hocking	156	289	117	365	78	0	64	9	0	0	227	1,305
Holmes	36	3	50	227	24	0	0	29	0	0	114	483
Huron	68	17	134	667	115	0	16	123	0	0	34	1,174
Jackson	4	17	227	177	18	0	4	24	0	0	169	640
Jefferson	5	596	191	1,185	242	0	102	39	0	0	252	2,612
Knox	15	0	138	663	155	0	0	94	0	0	665	1,730
Lawrence	8	2	321	339	293	0	0	2	0	0	147	1,112
Licking	0	199	95	60	1,042	0	0	198	0	8	804	2,406

Courts of Common Pleas – Juvenile Division
Overall Terminations
2011

County	Trial by Judge	Trial by Magistrate	Dismissal	Admission to Judge	Admission to Magistrate	Certification or Waiver Granted	Unavailability of Party	Transferred Out	Private Judge	Interlocutory Appeal/Order	Other Terminations	Total Terminations
Madison	42	0	102	196	327	0	0	192	0	0	62	921
Medina	5	58	200	60	1,151	0	10	100	0	0	180	1,764
Meigs	253	82	232	530	0	0	0	17	0	0	41	1,155
Mercer	12	0	184	443	0	0	12	61	0	3	461	1,176
Miami	240	1,410	638	251	1,342	0	148	101	0	0	1,062	5,192
Monroe	28	0	31	152	0	0	3	13	0	0	2	229
Muskingum	135	363	300	39	760	2	28	167	0	0	138	1,932
Ottawa	15	43	415	718	142	2	233	82	0	2	2	1,654
Paulding	0	0	91	169	0	0	0	16	0	0	0	276
Perry	36	207	98	283	13	0	7	24	0	0	410	1,078
Pickaway	8	0	300	363	129	0	129	138	0	0	424	1,491
Pike	498	0	178	130	0	0	65	14	0	0	68	953
Portage	11	124	394	68	1,477	1	104	31	0	0	228	2,438
Preble	21	166	167	354	206	0	23	32	0	0	294	1,263
Putnam	11	0	172	407	0	0	8	28	1	0	50	677
Ross	0	10	342	352	504	0	0	83	0	0	109	1,400
Sandusky	5	24	341	317	867	0	11	188	0	0	755	2,508
Scioto	127	32	221	49	518	0	20	31	0	0	83	1,081
Seneca	13	132	175	76	1,028	0	51	85	0	0	61	1,621
Shelby	7	0	223	750	305	2	9	85	0	0	40	1,421
Tuscarawas	37	1	184	515	384	0	9	100	0	0	2	1,232
Union	3	7	391	79	619	0	173	147	0	0	199	1,618
Van Wert	42	197	102	213	162	0	4	78	0	0	3	801
Vinton	7	0	134	172	0	0	0	22	0	0	248	583
Warren	3	118	161	30	1,427	0	141	384	0	6	847	3,117
Washington	30	16	185	247	563	0	51	69	0	0	26	1,187
Wayne	23	23	332	604	1,306	0	48	156	0	0	47	2,539
Williams	1	0	148	367	142	1	0	60	0	0	10	729
Wood	14	48	724	1,286	1,055	0	5	80	0	1	1	3,214
The judges of the following counties also have domestic relations jurisdiction												
Clark	158	1,551	1,402	812	957	6	261	156	0	1	21	5,325
Franklin	255	2,073	8,032	502	12,522	50	1,757	893	4	386	7,725	34,199
Henry	0	15	108	157	363	0	0	70	0	0	75	788
Lorain	175	179	3,239	1,277	2,540	8	1,735	323	0	0	169	9,645
Stark	260	1,133	1,055	423	2,452	0	150	99	0	0	408	5,980
Trumbull	3	21	199	16	1,566	0	358	75	0	1	3,095	5,334
The judges of the following counties also have domestic relations and probate jurisdiction												
Auglaize	14	0	34	510	0	1	5	141	0	0	1	706
Champaign	2	0	223	405	30	0	13	312	0	0	566	1,551
Logan	47	0	53	213	1,079	0	2	104	0	0	13	1,511
Marion	664	177	633	455	916	0	65	162	0	0	626	3,698
The judges of the following counties also have general, domestic relations, and probate jurisdiction												
Adams	14	260	193	123	137	0	0	20	0	0	103	850
Morgan	361	0	72	78	0	0	41	16	0	0	123	691
Morrow	1	1	139	18	119	1	50	205	0	0	390	924
Noble	112	0	36	51	0	0	0	22	0	0	4	225
Wyandot	11	18	24	184	163	0	11	74	0	0	7	492
Statewide	7,741	30,596	51,443	31,546	96,540	211	21,808	11,411	7	415	38,767	290,485

Courts of Common Pleas – Juvenile Division

Delinquency Overall Caseloads

2011

County	Cases Pending January 1	New Filings	Reactivations and Transfers	Total Cases	Total Terminations	Clearance Rate	Cases Pending December 31	Cases Pending Beyond Time Guidelines
Adams	40	84	8	132	118	128%	14	0
Allen	87	501	44	632	537	99%	95	5
Ashland	47	226	23	296	255	102%	41	0
Ashtabula	435	596	0	1,031	639	107%	392	119
Athens	65	214	10	289	227	101%	62	5
Auglaize	14	187	28	229	194	90%	35	0
Belmont	116	508	8	632	486	94%	146	23
Brown	29	218	4	251	232	105%	19	0
Butler	351	1,818	184	2,353	2,046	102%	307	25
Carroll	30	146	34	210	183	102%	27	0
Champaign	36	387	21	444	395	97%	49	0
Clark	230	1,543	138	1,911	1,552	92%	359	59
Clermont	225	952	265	1,442	1,263	104%	179	13
Clinton	72	284	182	538	394	85%	144	2
Columbiana	87	327	14	428	346	101%	82	0
Coshocton	40	142	17	199	165	104%	34	0
Crawford	94	264	33	391	345	116%	46	1
Cuyahoga	2,589	7,258	628	10,475	7,965	101%	2,510	168
Darke	25	218	7	250	228	101%	22	0
Defiance	29	239	45	313	262	92%	51	2
Delaware	280	544	26	850	713	125%	137	30
Erie	183	1,458	223	1,864	1,665	99%	199	10
Fairfield	76	363	88	527	468	104%	59	0
Fayette	16	197	6	219	184	91%	35	0
Franklin	1,698	6,157	1,919	9,774	8,491	105%	1,283	350
Fulton	15	228	14	257	240	99%	17	0
Gallia	32	190	3	225	203	105%	22	1
Geauga	52	271	6	329	301	109%	28	0
Greene	98	650	0	748	605	93%	143	16
Guernsey	73	201	62	336	258	98%	78	15
Hamilton	1,057	9,226	4,264	14,547	13,412	99%	1,135	2
Hancock	47	249	111	407	349	97%	58	0
Hardin	255	187	17	459	192	94%	267	0
Harrison	4	49	18	71	65	97%	6	0
Henry	60	121	91	272	241	114%	31	5
Highland	24	153	35	212	181	96%	31	0
Hocking	133	406	16	555	501	119%	54	1
Holmes	14	66	1	81	66	99%	15	1
Huron	54	332	42	428	377	101%	51	0
Jackson	42	182	4	228	153	82%	75	26
Jefferson	23	196	5	224	195	97%	29	6
Knox	59	299	215	573	517	101%	56	3
Lake	235	947	54	1,236	1,091	109%	145	0
Lawrence	78	262	3	343	276	104%	67	0

Courts of Common Pleas – Juvenile Division

Delinquency Overall Caseloads

2011

County	Cases Pending January 1	New Filings	Reactivations and Transfers	Total Cases	Total Terminations	Clearance Rate	Cases Pending December 31	Cases Pending Beyond Time Guidelines
Licking	56	443	285	784	704	97%	80	0
Logan	48	198	10	256	213	102%	43	3
Lorain	444	1,498	368	2,310	1,854	99%	456	9
Lucas	358	3,314	724	4,396	4,074	101%	322	17
Madison	6	123	11	140	122	91%	18	1
Mahoning	226	626	257	1,109	883	100%	226	30
Marion	140	812	206	1,158	1,008	99%	150	8
Medina	170	784	90	1,044	844	97%	200	4
Meigs	11	139	6	156	153	106%	3	1
Mercer	25	121	111	257	232	100%	25	0
Miami	177	1,214	47	1,438	1,265	100%	173	9
Monroe	5	78	16	99	89	95%	10	0
Montgomery	349	2,259	359	2,967	2,679	102%	288	2
Morgan	13	87	3	103	88	98%	15	0
Morrow	57	153	95	305	265	107%	40	13
Muskingum	128	773	24	925	713	89%	212	12
Noble	8	20	7	35	27	100%	8	3
Ottawa	162	463	271	896	841	115%	55	0
Paulding	27	82	10	119	66	72%	53	25
Perry	40	179	63	282	246	102%	36	5
Pickaway	36	221	36	293	250	97%	43	5
Pike	14	115	21	150	138	101%	12	0
Portage	66	542	179	787	735	102%	52	0
Preble	29	393	51	473	412	93%	61	0
Putnam	15	148	76	239	210	94%	29	4
Richland	204	915	27	1,146	1,013	108%	133	2
Ross	51	399	4	454	382	95%	72	7
Sandusky	94	629	132	855	753	99%	102	5
Scioto	75	191	2	268	214	111%	54	9
Seneca	40	351	55	446	403	99%	43	0
Shelby	44	278	206	528	466	96%	62	4
Stark	830	1,656	233	2,719	1,749	93%	970	7
Summit	458	3,026	406	3,890	3,402	99%	488	1
Trumbull	147	1,121	315	1,583	1,456	101%	127	5
Tuscarawas	51	426	17	494	439	99%	55	0
Union	58	163	105	326	252	94%	74	5
Van Wert	14	131	13	158	137	95%	21	0
Vinton	27	139	10	176	152	102%	24	6
Warren	250	1,079	156	1,485	1,085	88%	400	17
Washington	52	180	46	278	246	109%	32	0
Wayne	63	380	9	452	410	105%	42	4
Williams	48	203	34	285	231	97%	54	1
Wood	161	872	91	1,124	947	98%	177	0
Wyandot	17	78	32	127	112	102%	15	0
Statewide	14,543	66,048	14,135	94,726	80,536	100%	14,190	1,112

Courts of Common Pleas – Juvenile Division

Delinquency Terminations

2011

County	Trial by Judge	Trial by Magistrate	Dismissal	Admission to Judge	Admission to Magistrate	Certification or Waiver Granted	Unavailability of Party	Transferred Out	Interlocutory Appeal/Order	Other Terminations	Total Terminations
Adams	10	40	35	2	24	0	0	7	0	0	118
Allen	2	1	60	94	259	0	13	84	0	24	537
Ashland	7	2	18	145	44	0	8	11	0	20	255
Ashtabula	0	3	138	90	378	0	0	0	0	30	639
Athens	0	1	40	20	97	0	5	14	0	50	227
Auglaize	4	0	13	133	0	1	1	42	0	0	194
Belmont	6	0	98	366	0	0	0	10	0	6	486
Brown	1	2	36	101	42	0	0	25	0	25	232
Butler	9	34	223	287	1,097	5	141	59	0	191	2,046
Carroll	32	0	18	110	0	0	0	18	0	5	183
Champaign	0	0	15	171	0	0	0	137	0	72	395
Clark	6	4	525	286	520	6	143	60	0	2	1,552
Clermont	6	56	141	313	510	0	76	96	0	65	1,263
Clinton	0	0	29	135	214	0	1	14	0	1	394
Columbiana	0	1	10	5	307	0	16	7	0	0	346
Coshocton	31	0	61	58	6	0	3	6	0	0	165
Crawford	2	1	40	73	196	0	1	30	0	2	345
Cuyahoga	122	18	1,671	796	1,838	18	1,333	666	0	1,503	7,965
Darke	0	0	21	184	0	0	0	13	0	10	228
Defiance	0	0	41	163	0	0	0	58	0	0	262
Delaware	0	6	134	4	295	0	18	109	0	147	713
Erie	1	9	248	22	769	0	141	98	0	377	1,665
Fairfield	1	2	46	0	238	0	8	89	0	84	468
Fayette	36	0	10	121	1	0	0	3	0	13	184
Franklin	7	44	2,777	81	4,046	50	1,241	102	0	143	8,491
Fulton	3	0	73	122	0	0	0	42	0	0	240
Gallia	2	0	44	143	0	0	0	10	0	4	203
Geauga	0	0	9	220	14	0	4	53	0	1	301
Greene	2	55	42	7	323	2	19	153	0	2	605
Guernsey	5	22	53	67	76	0	3	14	0	18	258
Hamilton	163	3,336	1,242	55	4,088	64	4,293	20	3	148	13,412
Hancock	12	0	24	190	80	1	1	41	0	0	349
Hardin	0	0	14	153	0	0	1	23	0	1	192
Harrison	43	0	10	4	0	0	0	7	0	1	65
Henry	0	9	32	31	133	0	0	30	0	6	241
Highland	116	0	12	38	0	0	3	9	0	3	181
Hocking	47	20	50	246	22	0	9	4	0	103	501
Holmes	1	0	9	41	5	0	0	10	0	0	66
Huron	14	0	62	255	2	0	2	41	0	1	377
Jackson	0	0	65	83	1	0	0	3	0	1	153
Jefferson	2	0	17	153	0	0	0	2	0	21	195
Knox	4	0	50	305	101	0	0	42	0	15	517
Lake	5	17	86	100	720	0	43	22	0	98	1,091
Lawrence	5	0	95	138	30	0	0	1	0	7	276

Courts of Common Pleas – Juvenile Division

Delinquency Terminations

2011

County	Trial by Judge	Trial by Magistrate	Dismissal	Admission to Judge	Admission to Magistrate	Certification or Waiver Granted	Unavailability of Party	Transferred Out	Interlocutory Appeal/Order	Other Terminations	Total Terminations
Licking	0	6	42	12	488	0	0	74	0	82	704
Logan	31	0	7	10	126	0	2	30	0	7	213
Lorain	30	29	224	397	904	8	154	102	0	6	1,854
Lucas	9	19	1,234	174	1,826	15	666	44	0	87	4,074
Madison	0	0	3	23	80	0	0	11	0	5	122
Mahoning	1	17	210	8	504	5	110	19	0	9	883
Marion	25	65	45	71	471	0	2	58	0	271	1,008
Medina	3	20	148	19	586	0	4	59	0	5	844
Meigs	1	0	9	130	0	0	0	5	0	8	153
Mercer	4	0	46	99	0	0	0	23	0	60	232
Miami	7	84	274	190	605	0	24	55	0	26	1,265
Monroe	6	0	5	70	0	0	0	8	0	0	89
Montgomery	10	23	414	171	1,616	15	330	93	0	7	2,679
Morgan	21	0	15	44	0	0	2	5	0	1	88
Morrow	0	0	34	10	74	1	7	78	0	61	265
Muskingum	0	38	82	3	486	2	25	76	0	1	713
Noble	4	0	2	11	0	0	0	9	0	1	27
Ottawa	0	1	273	345	20	2	167	31	1	1	841
Paulding	0	0	15	44	0	0	0	7	0	0	66
Perry	12	0	3	194	11	0	1	9	0	16	246
Pickaway	1	0	46	154	0	0	4	31	0	14	250
Pike	41	0	46	42	0	0	7	2	0	0	138
Portage	0	1	222	66	340	1	32	21	0	52	735
Preble	2	7	71	153	134	0	16	23	0	6	412
Putnam	0	0	52	141	0	0	0	12	0	5	210
Richland	2	1	177	107	587	1	4	109	0	25	1,013
Ross	0	5	59	100	187	0	0	31	0	0	382
Sandusky	2	0	106	122	406	0	3	63	0	51	753
Scioto	6	1	46	23	110	0	12	6	0	10	214
Seneca	3	3	30	32	285	0	0	26	0	24	403
Shelby	3	0	86	327	0	2	7	38	0	3	466
Stark	14	102	318	92	1,058	0	70	54	0	41	1,749
Summit	3	37	519	205	1,946	11	381	211	0	89	3,402
Trumbull	3	21	92	15	985	0	307	3	0	30	1,456
Tuscarawas	2	0	67	353	0	0	0	17	0	0	439
Union	0	0	56	13	133	0	3	36	0	11	252
Van Wert	1	0	16	93	1	0	1	25	0	0	137
Vinton	1	0	53	48	0	0	0	7	0	43	152
Warren	0	33	57	22	630	0	59	150	3	131	1,085
Washington	1	0	42	60	112	0	3	25	0	3	246
Wayne	0	6	65	3	284	0	1	45	0	6	410
Williams	0	0	40	161	0	1	0	29	0	0	231
Wood	3	0	300	309	261	0	5	68	1	0	947
Wyandot	1	0	7	89	1	0	0	13	0	1	112
Statewide	960	4,202	14,095	10,866	31,733	211	9,936	4,126	8	4,399	80,536

Courts of Common Pleas – Juvenile Division

Traffic Overall Caseloads

2011

County	Cases Pending January 1	New Filings	Reactivations and Transfers	Total Cases	Total Terminations	Clearance Rate	Cases Pending December 31	Cases Pending Beyond Time Guidelines
Adams	7	111	17	135	125	98%	10	2
Allen	36	516	31	583	541	99%	42	1
Ashland	11	254	58	323	312	100%	11	0
Ashtabula	81	340	0	421	351	103%	70	50
Athens	30	174	6	210	190	106%	20	1
Auglaize	23	266	47	336	315	101%	21	1
Belmont	12	155	1	168	159	102%	9	2
Brown	12	260	3	275	261	99%	14	0
Butler	118	1,238	18	1,374	1,264	101%	110	17
Carroll	11	92	0	103	101	110%	2	0
Champaign	16	209	14	239	228	102%	11	0
Clark	93	563	2	658	543	96%	115	25
Clermont	48	997	5	1,050	991	99%	59	12
Clinton	14	192	35	241	221	97%	20	2
Columbiana	67	308	7	382	319	101%	63	3
Coshocton	3	87	22	112	104	95%	8	0
Crawford	25	224	40	289	279	106%	10	0
Cuyahoga	1,664	5,640	233	7,537	6,110	104%	1,427	411
Darke	23	167	0	190	166	99%	24	1
Defiance	15	181	24	220	206	100%	14	4
Delaware	10	712	179	901	674	76%	227	169
Erie	30	577	4	611	594	102%	17	2
Fairfield	23	603	106	732	709	100%	23	0
Fayette	4	99	0	103	98	99%	5	0
Franklin	237	3,397	376	4,010	3,818	101%	192	20
Fulton	5	194	29	228	213	96%	15	0
Gallia	23	213	0	236	203	95%	33	1
Geauga	28	358	8	394	387	106%	7	0
Greene	31	700	0	731	691	99%	40	0
Guernsey	13	179	3	195	182	100%	13	3
Hamilton	103	2,745	167	3,015	2,871	99%	144	1
Hancock	43	361	31	435	400	102%	35	0
Hardin	188	94	31	313	113	90%	200	0
Harrison	1	55	27	83	79	96%	4	0
Henry	19	120	19	158	149	107%	9	0
Highland	25	134	39	198	175	101%	23	0
Hocking	30	93	3	126	124	129%	2	0
Holmes	2	136	0	138	136	100%	2	0
Huron	41	307	103	451	404	99%	47	1
Jackson	55	151	0	206	145	96%	61	50
Jefferson	34	253	20	307	298	109%	9	0
Knox	23	246	32	301	290	104%	11	3
Lake	39	987	24	1,050	1,008	100%	42	0
Lawrence	16	218	2	236	212	96%	24	1

Courts of Common Pleas – Juvenile Division

Traffic Overall Caseloads

2011

County	Cases Pending January 1	New Filings	Reactivations and Transfers	Total Cases	Total Terminations	Clearance Rate	Cases Pending December 31	Cases Pending Beyond Time Guidelines
Licking	16	678	3	697	659	97%	38	0
Logan	17	265	3	285	265	99%	20	4
Lorain	142	1,285	30	1,457	1,273	97%	184	1
Lucas	73	1,418	72	1,563	1,495	100%	68	2
Madison	7	356	33	396	385	99%	11	0
Mahoning	99	831	12	942	900	107%	42	4
Marion	43	346	9	398	346	97%	52	5
Medina	55	653	3	711	670	102%	41	1
Meigs	9	73	1	83	80	108%	3	0
Mercer	8	169	74	251	239	98%	12	0
Miami	14	542	30	586	540	94%	46	3
Monroe	0	22	9	31	30	97%	1	0
Montgomery	110	1,858	90	2,058	1,921	99%	137	3
Morgan	0	43	0	43	40	93%	3	0
Morrow	19	223	23	265	248	101%	17	1
Muskingum	25	427	40	492	443	95%	49	1
Noble	1	32	18	51	48	96%	3	0
Ottawa	14	199	48	261	244	99%	17	1
Paulding	34	53	31	118	57	68%	61	36
Perry	14	85	34	133	116	97%	17	1
Pickaway	17	279	46	342	302	93%	40	2
Pike	18	120	0	138	122	102%	16	0
Portage	28	574	14	616	594	101%	22	0
Preble	5	160	5	170	149	90%	21	0
Putnam	22	82	51	155	144	108%	11	0
Richland	30	605	9	644	613	100%	31	1
Ross	45	313	0	358	303	97%	55	15
Sandusky	30	417	10	457	422	99%	35	5
Scioto	92	281	13	386	339	115%	47	7
Seneca	18	190	55	263	250	102%	13	0
Shelby	13	185	43	241	224	98%	17	0
Stark	39	1,289	0	1,328	1,302	101%	26	0
Summit	116	1,651	59	1,826	1,712	100%	114	0
Trumbull	43	593	12	648	582	96%	66	6
Tuscarawas	34	367	26	427	395	101%	32	0
Union	27	283	64	374	339	98%	35	3
Van Wert	18	160	8	186	165	98%	21	0
Vinton	20	69	6	95	87	116%	8	2
Warren	74	943	72	1,089	974	96%	115	3
Washington	38	295	1	334	308	104%	26	1
Wayne	37	483	3	523	496	102%	27	1
Williams	17	175	42	234	210	97%	24	0
Wood	45	724	7	776	719	98%	57	4
Wyandot	5	146	24	175	164	96%	11	0
Statewide	4,863	44,848	2,899	52,610	47,673	100%	4,937	896

Courts of Common Pleas – Juvenile Division

Traffic Terminations

2011

County	Trial by Judge	Trial by Magistrate	Dismissal	Admission to Judge	Admission to Magistrate	Unavailability of Party	Transferred Out	Interlocutory Appeal/Order	Other Terminations	Total Terminations
Adams	0	14	10	4	84	0	11	0	2	125
Allen	0	1	91	9	358	4	78	0	0	541
Ashland	1	1	2	209	17	2	77	0	3	312
Ashtabula	0	1	3	3	344	0	0	0	0	351
Athens	0	2	18	92	70	0	8	0	0	190
Auglaize	2	0	4	221	0	1	87	0	0	315
Belmont	0	0	13	115	0	0	31	0	0	159
Brown	2	0	6	173	10	0	70	0	0	261
Butler	1	39	24	1	1,098	15	26	0	60	1,264
Carroll	1	0	3	76	0	0	20	0	1	101
Champaign	0	0	9	152	0	0	67	0	0	228
Clark	0	1	88	38	311	21	84	0	0	543
Clermont	31	10	461	25	448	2	12	0	2	991
Clinton	0	0	8	22	140	2	47	0	2	221
Columbiana	0	1	56	0	229	5	26	0	2	319
Coshocton	0	0	0	75	4	1	12	0	12	104
Crawford	0	1	2	39	161	1	75	0	0	279
Cuyahoga	0	14	2,850	25	1,625	1,365	201	0	30	6,110
Darke	0	0	86	65	0	0	15	0	0	166
Defiance	2	0	15	122	7	0	60	0	0	206
Delaware	0	2	17	6	602	0	20	0	27	674
Erie	0	0	30	2	243	3	208	0	108	594
Fairfield	0	1	13	25	629	5	35	0	1	709
Fayette	2	0	2	70	1	0	21	0	2	98
Franklin	0	13	601	2	2,586	180	436	0	0	3,818
Fulton	0	0	4	158	0	0	49	0	2	213
Gallia	0	0	120	61	0	0	21	0	1	203
Geauga	0	0	4	4	350	2	2	0	25	387
Greene	0	3	3	2	477	21	184	0	1	691
Guernsey	5	2	6	39	83	0	46	0	1	182
Hamilton	9	419	138	1	2,093	175	29	0	7	2,871
Hancock	3	0	16	36	262	0	83	0	0	400
Hardin	0	0	60	30	0	0	21	0	2	113
Harrison	16	0	1	41	0	0	17	0	4	79
Henry	0	0	22	15	74	0	38	0	0	149
Highland	67	0	8	93	0	2	5	0	0	175
Hocking	3	0	4	58	31	5	2	0	21	124
Holmes	0	0	2	107	9	0	18	0	0	136
Huron	7	0	14	312	0	0	71	0	0	404
Jackson	0	0	65	57	0	4	19	0	0	145
Jefferson	0	0	45	4	217	0	32	0	0	298
Knox	2	0	11	210	14	0	50	0	3	290
Lake	1	5	5	539	445	1	1	0	11	1,008
Lawrence	2	2	15	102	87	0	1	0	3	212

Courts of Common Pleas – Juvenile Division

Traffic Terminations

2011

County	Trial by Judge	Trial by Magistrate	Dismissal	Admission to Judge	Admission to Magistrate	Unavailability of Party	Transferred Out	Interlocutory Appeal/Order	Other Terminations	Total Terminations
Licking	0	3	8	5	512	0	124	0	7	659
Logan	5	0	25	104	66	0	65	0	0	265
Lorain	0	11	173	0	903	13	173	0	0	1,273
Lucas	1	5	6	28	662	62	10	0	721	1,495
Madison	2	0	3	45	167	0	167	0	1	385
Mahoning	0	0	51	126	594	10	113	0	6	900
Marion	14	24	8	19	206	3	69	0	3	346
Medina	0	9	14	0	471	1	35	0	140	670
Meigs	0	0	14	50	0	0	11	0	5	80
Mercer	1	0	32	167	0	0	28	0	11	239
Miami	0	1	63	8	436	2	30	0	0	540
Monroe	0	0	0	25	0	0	5	0	0	30
Montgomery	0	0	64	15	1,734	93	12	0	3	1,921
Morgan	3	0	3	29	0	0	5	0	0	40
Morrow	0	0	3	2	10	2	72	0	159	248
Muskingum	0	6	136	34	192	1	74	0	0	443
Noble	0	0	1	36	0	0	10	0	1	48
Ottawa	1	0	15	173	2	4	49	0	0	244
Paulding	0	0	40	8	0	0	9	0	0	57
Perry	1	0	2	23	0	0	12	0	78	116
Pickaway	4	0	46	152	4	0	95	0	1	302
Pike	33	0	19	55	0	0	12	0	3	122
Portage	0	0	5	0	587	1	0	0	1	594
Preble	2	0	3	128	3	1	9	0	3	149
Putnam	0	0	56	65	0	0	12	0	11	144
Richland	0	25	64	20	368	0	135	0	1	613
Ross	0	0	168	18	67	0	50	0	0	303
Sandusky	0	2	25	131	116	1	120	0	27	422
Scioto	0	0	73	0	243	0	23	0	0	339
Seneca	0	0	3	26	165	0	52	0	4	250
Shelby	2	0	6	183	0	1	29	0	3	224
Stark	1	41	80	129	1,004	8	38	0	1	1,302
Summit	0	8	409	122	1,059	74	5	0	35	1,712
Trumbull	0	0	22	1	481	7	71	0	0	582
Tuscarawas	0	0	3	0	306	9	77	0	0	395
Union	0	1	20	0	206	1	101	0	10	339
Van Wert	27	0	43	48	0	0	47	0	0	165
Vinton	0	0	11	16	0	0	11	0	49	87
Warren	0	17	12	0	654	0	229	0	62	974
Washington	0	0	5	41	219	0	42	0	1	308
Wayne	0	2	4	0	401	0	89	0	0	496
Williams	0	0	51	129	0	0	30	0	0	210
Wood	1	0	118	426	165	0	9	0	0	719
Wyandot	0	1	3	7	94	0	58	0	1	164
Statewide	255	688	6,865	6,034	25,206	2,111	4,833	0	1,681	47,673

Courts of Common Pleas – Juvenile Division

Dependency, Neglect and Abuse Overall Caseloads

2011

County	Cases Pending January 1	New Filings	Reactivations and Transfers	Total Cases	Total Terminations	Clearance Rate	Cases Pending December 31	Cases Pending Beyond Time Guidelines
Adams	46	94	2	142	108	113%	34	26
Allen	84	226	3	313	252	110%	61	10
Ashland	39	58	90	187	162	109%	25	9
Ashtabula	19	89	0	108	48	54%	60	43
Athens	25	37	30	92	80	119%	12	8
Auglaize	2	10	0	12	12	120%	0	0
Belmont	15	47	0	62	51	109%	11	10
Brown	25	104	2	131	82	77%	49	23
Butler	221	538	88	847	661	106%	186	52
Carroll	2	8	28	38	38	106%	0	0
Champaign	5	33	5	43	37	97%	6	0
Clark	56	213	205	474	427	102%	47	13
Clermont	28	132	3	163	119	88%	44	9
Clinton	25	76	7	108	85	102%	23	6
Columbiana	108	175	51	334	270	119%	64	2
Coshocton	10	47	6	63	51	96%	12	0
Crawford	0	118	0	118	104	88%	14	0
Cuyahoga	625	1,796	365	2,786	2,017	93%	769	201
Darke	4	15	31	50	45	98%	5	0
Defiance	20	6	2	28	19	238%	9	0
Delaware	79	57	0	136	112	196%	24	17
Erie	6	75	4	85	60	76%	25	2
Fairfield	70	239	66	375	315	103%	60	2
Fayette	10	27	0	37	30	111%	7	2
Franklin	183	2,172	1,194	3,549	3,390	101%	159	34
Fulton	15	29	17	61	53	115%	8	2
Gallia	3	30	0	33	30	100%	3	0
Geauga	5	40	2	47	36	86%	11	1
Greene	30	183	0	213	174	95%	39	4
Guernsey	16	20	56	92	73	96%	19	6
Hamilton	1,481	951	343	2,775	1,193	92%	1,582	96
Hancock	4	57	0	61	57	100%	4	0
Hardin	89	23	2	114	22	88%	92	0
Harrison	1	38	19	58	51	89%	7	0
Henry	9	22	12	43	36	106%	7	6
Highland	13	65	29	107	76	81%	31	0
Hocking	23	30	2	55	47	147%	8	1
Holmes	13	40	0	53	48	120%	5	2
Huron	8	42	0	50	47	112%	3	0
Jackson	3	17	1	21	16	89%	5	2
Jefferson	22	46	36	104	88	107%	16	3
Knox	14	61	13	88	58	78%	30	1
Lake	25	159	1	185	134	84%	51	1
Lawrence	5	12	0	17	17	142%	0	0

Courts of Common Pleas – Juvenile Division

Dependency, Neglect and Abuse Overall Caseloads

2011

County	Cases Pending January 1	New Filings	Reactivations and Transfers	Total Cases	Total Terminations	Clearance Rate	Cases Pending December 31	Cases Pending Beyond Time Guidelines
Licking	53	155	403	611	571	102%	40	0
Logan	24	105	0	129	96	91%	33	1
Lorain	38	266	25	329	278	96%	51	0
Lucas	96	365	15	476	412	108%	64	2
Madison	0	26	8	34	26	76%	8	2
Mahoning	44	178	20	242	194	98%	48	10
Marion	104	152	202	458	402	114%	56	6
Medina	6	38	2	46	40	100%	6	2
Meigs	24	57	11	92	75	110%	17	5
Mercer	18	36	92	146	128	100%	18	5
Miami	10	29	0	39	39	134%	0	0
Monroe	5	20	1	26	20	95%	6	0
Montgomery	150	810	15	975	774	94%	201	22
Morgan	2	2	1	5	5	167%	0	0
Morrow	5	22	12	39	28	82%	11	3
Muskingum	35	194	9	238	194	96%	44	10
Noble	15	14	14	43	40	143%	3	2
Ottawa	15	30	102	147	128	97%	19	3
Paulding	1	6	1	8	7	100%	1	0
Perry	15	58	8	81	64	97%	17	11
Pickaway	16	13	54	83	72	107%	11	6
Pike	6	26	9	41	39	111%	2	0
Portage	14	149	6	169	138	89%	31	0
Preble	16	100	12	128	98	88%	30	10
Putnam	1	4	4	9	3	38%	6	2
Richland	87	224	0	311	249	111%	62	31
Ross	70	216	6	292	205	92%	87	28
Sandusky	17	98	1	116	89	90%	27	0
Scioto	188	221	39	448	257	99%	191	100
Seneca	1	27	1	29	25	89%	4	0
Shelby	15	89	6	110	99	104%	11	4
Stark	58	188	322	568	523	103%	45	0
Summit	207	856	14	1,077	873	100%	204	0
Trumbull	3	123	5	131	130	102%	1	0
Tuscarawas	12	53	0	65	57	108%	8	0
Union	25	123	3	151	124	98%	27	12
Van Wert	1	34	3	38	38	103%	0	0
Vinton	12	48	13	73	57	93%	16	4
Warren	34	60	66	160	144	114%	16	8
Washington	8	49	0	57	53	108%	4	0
Wayne	17	215	0	232	199	93%	33	2
Williams	6	68	0	74	70	103%	4	0
Wood	49	81	187	317	272	101%	45	0
Wyandot	0	11	4	15	13	87%	2	2
Statewide	5,009	13,896	4,411	23,316	18,179	99%	5,137	887

Courts of Common Pleas – Juvenile Division

Dependency, Neglect and Abuse Terminations

2011

County	Trial by Judge	Trial by Magistrate	Dismissal	Admission to Judge	Admission to Magistrate	Unavailability of Party	Transferred Out	Interlocutory Appeal/Order	Other Terminations	Total Terminations
Adams	0	71	20	2	5	0	2	0	8	108
Allen	2	220	30	0	0	0	0	0	0	252
Ashland	56	53	13	25	8	0	0	0	7	162
Ashtabula	0	0	3	0	0	0	0	0	45	48
Athens	44	0	4	27	1	1	1	0	2	80
Auglaize	0	0	1	11	0	0	0	0	0	12
Belmont	1	7	12	4	27	0	0	0	0	51
Brown	0	0	6	42	34	0	0	0	0	82
Butler	0	282	69	16	173	43	1	0	77	661
Carroll	29	0	1	7	0	0	1	0	0	38
Champaign	0	0	4	0	0	0	9	0	24	37
Clark	8	1	11	401	0	0	4	0	2	427
Clermont	0	8	2	0	61	0	0	0	48	119
Clinton	23	0	11	38	10	0	0	0	3	85
Columbiana	0	17	40	3	207	1	2	0	0	270
Coshocton	2	7	9	0	28	2	0	0	3	51
Crawford	2	0	2	98	1	0	0	0	1	104
Cuyahoga	18	622	356	88	583	28	315	0	7	2,017
Darke	0	0	0	36	1	0	0	0	8	45
Defiance	0	0	3	16	0	0	0	0	0	19
Delaware	10	3	12	2	7	0	0	0	78	112
Erie	2	1	8	0	47	0	0	0	2	60
Fairfield	175	21	79	0	3	0	2	0	35	315
Fayette	17	0	3	9	0	0	0	0	1	30
Franklin	8	19	906	15	2,300	3	20	1	118	3,390
Fulton	3	0	4	29	1	0	0	0	16	53
Gallia	30	0	0	0	0	0	0	0	0	30
Geauga	0	0	4	30	0	0	1	0	1	36
Greene	11	152	10	0	0	0	0	0	1	174
Guernsey	25	0	2	0	0	1	0	0	45	73
Hamilton	0	489	390	0	308	0	0	0	6	1,193
Hancock	24	0	1	32	0	0	0	0	0	57
Hardin	0	0	0	19	0	0	3	0	0	22
Harrison	30	2	6	0	0	0	2	0	11	51
Henry	0	0	2	33	0	0	1	0	0	36
Highland	66	0	7	1	0	2	0	0	0	76
Hocking	8	7	0	7	9	0	0	0	16	47
Holmes	9	0	2	22	10	0	1	0	4	48
Huron	6	0	3	38	0	0	0	0	0	47
Jackson	4	0	2	5	0	0	1	0	4	16
Jefferson	2	25	2	53	4	1	0	0	1	88
Knox	6	0	10	23	0	0	0	0	19	58
Lake	15	5	32	25	40	1	0	0	16	134
Lawrence	0	0	8	9	0	0	0	0	0	17

Courts of Common Pleas – Juvenile Division

Dependency, Neglect and Abuse Terminations

2011

County	Trial by Judge	Trial by Magistrate	Dismissal	Admission to Judge	Admission to Magistrate	Unavailability of Party	Transferred Out	Interlocutory Appeal/Order	Other Terminations	Total Terminations
Licking	0	147	8	0	0	0	0	0	416	571
Logan	0	0	0	96	0	0	0	0	0	96
Lorain	2	2	29	8	199	0	25	0	13	278
Lucas	7	350	31	0	8	1	1	0	14	412
Madison	2	0	9	11	0	0	0	0	4	26
Mahoning	6	180	6	0	0	0	0	0	2	194
Marion	141	14	78	136	8	0	8	0	17	402
Medina	2	0	2	33	0	0	0	0	3	40
Meigs	60	0	3	11	0	0	0	0	1	75
Mercer	0	0	34	27	0	0	2	2	63	128
Miami	1	33	2	0	0	0	0	0	3	39
Monroe	0	0	6	14	0	0	0	0	0	20
Montgomery	1	427	154	6	172	5	3	0	6	774
Morgan	4	0	1	0	0	0	0	0	0	5
Morrow	0	0	5	1	0	2	8	0	12	28
Muskingum	81	91	18	0	0	0	0	0	4	194
Noble	36	0	3	0	0	0	0	0	1	40
Ottawa	4	1	8	112	3	0	0	0	0	128
Paulding	0	0	1	6	0	0	0	0	0	7
Perry	8	0	10	31	0	0	0	0	15	64
Pickaway	1	0	4	18	13	5	1	0	30	72
Pike	34	0	0	0	0	0	0	0	5	39
Portage	0	7	14	0	103	0	9	0	5	138
Preble	0	1	11	42	30	0	0	0	14	98
Putnam	0	0	1	1	0	1	0	0	0	3
Richland	3	53	85	1	97	0	0	0	10	249
Ross	0	3	51	4	147	0	0	0	0	205
Sandusky	0	6	3	10	62	0	0	0	8	89
Scioto	80	16	51	1	77	2	1	0	29	257
Seneca	2	9	0	4	7	0	0	0	3	25
Shelby	0	0	8	63	20	0	0	0	8	99
Stark	22	232	13	15	174	0	0	0	67	523
Summit	9	368	58	11	387	0	2	0	38	873
Trumbull	0	0	0	0	0	0	0	0	130	130
Tuscarawas	23	1	3	27	1	0	0	0	2	57
Union	0	0	50	6	63	0	0	0	5	124
Van Wert	5	0	1	30	0	0	2	0	0	38
Vinton	0	0	14	34	0	0	1	0	8	57
Warren	0	6	0	0	2	8	0	1	127	144
Washington	3	0	6	44	0	0	0	0	0	53
Wayne	3	0	51	106	24	1	0	0	14	199
Williams	0	0	3	67	0	0	0	0	0	70
Wood	3	0	23	177	69	0	0	0	0	272
Wyandot	0	0	0	13	0	0	0	0	0	13
Statewide	1,179	3,959	2,948	2,332	5,534	108	429	4	1,686	18,179

Courts of Common Pleas – Juvenile Division

Unruly Overall Caseloads

2011

County	Cases Pending January 1	New Filings	Reactivations and Transfers	Total Cases	Total Terminations	Clearance Rate	Cases Pending December 31	Cases Pending Beyond Time Guidelines
Adams	7	37	1	45	40	105%	5	0
Allen	16	136	9	161	143	99%	18	2
Ashland	2	25	4	31	31	107%	0	0
Ashtabula	260	418	0	678	442	106%	236	110
Athens	5	47	1	53	48	100%	5	2
Auglaize	4	83	0	87	75	90%	12	0
Belmont	10	49	2	61	47	92%	14	2
Brown	3	93	1	97	91	97%	6	0
Butler	21	655	45	721	696	99%	25	3
Carroll	9	31	1	41	36	113%	5	0
Champaign	12	168	2	182	163	96%	19	0
Clark	48	294	11	353	265	87%	88	38
Clermont	8	67	19	94	85	99%	9	4
Clinton	15	45	20	80	62	95%	18	2
Columbiana	14	65	0	79	66	102%	13	1
Coshocton	4	24	2	30	27	104%	3	0
Crawford	12	108	8	128	122	105%	6	0
Cuyahoga	169	483	52	704	575	107%	129	5
Darke	3	98	1	102	92	93%	10	0
Defiance	6	60	1	67	63	103%	4	0
Delaware	75	100	7	182	158	148%	24	12
Erie	56	536	174	766	718	101%	48	3
Fairfield	0	2	2	4	4	100%	0	0
Fayette	3	70	7	80	69	90%	11	0
Franklin	168	977	217	1,362	1,174	98%	188	33
Fulton	2	16	3	21	21	111%	0	0
Gallia	3	31	0	34	32	103%	2	0
Geauga	1	30	0	31	30	100%	1	0
Greene	5	46	0	51	47	102%	4	0
Guernsey	3	39	12	54	46	90%	8	1
Hamilton	88	946	507	1,541	1,400	96%	141	0
Hancock	13	124	26	163	150	100%	13	0
Hardin	70	70	2	142	70	97%	72	0
Harrison	9	21	2	32	29	126%	3	0
Henry	4	12	1	17	12	92%	5	1
Highland	7	105	21	133	114	90%	19	0
Hocking	0	68	4	72	61	85%	11	0
Holmes	1	35	0	36	34	97%	2	0
Huron	4	66	3	73	66	96%	7	0
Jackson	39	75	2	116	73	95%	43	20
Jefferson	24	120	1	145	121	100%	24	3
Knox	10	118	23	151	142	101%	9	2
Lake	65	352	13	430	391	107%	39	0
Lawrence	41	234	0	275	242	103%	33	1

Courts of Common Pleas – Juvenile Division

Unruly Overall Caseloads

2011

County	Cases Pending January 1	New Filings	Reactivations and Transfers	Total Cases	Total Terminations	Clearance Rate	Cases Pending December 31	Cases Pending Beyond Time Guidelines
Licking	4	61	24	89	79	93%	10	0
Logan	17	123	0	140	132	107%	8	1
Lorain	24	130	20	174	145	97%	29	2
Lucas	9	247	196	452	445	100%	7	1
Madison	8	101	5	114	112	106%	2	0
Mahoning	10	101	11	122	117	104%	5	3
Marion	35	334	23	392	364	102%	28	3
Medina	29	153	8	190	152	94%	38	0
Meigs	12	95	0	107	97	102%	10	0
Mercer	11	73	27	111	106	106%	5	2
Miami	29	273	40	342	316	101%	26	1
Monroe	1	3	0	4	4	133%	0	0
Montgomery	116	748	184	1,048	955	102%	93	7
Morgan	0	4	0	4	4	100%	0	0
Morrow	24	85	37	146	129	106%	17	2
Muskingum	16	140	1	157	130	92%	27	0
Noble	3	2	0	5	4	200%	1	0
Ottawa	9	47	37	93	91	108%	2	0
Paulding	3	14	4	21	17	94%	4	3
Perry	5	35	8	48	40	93%	8	1
Pickaway	2	53	6	61	56	95%	5	0
Pike	3	44	3	50	49	104%	1	0
Portage	1	40	9	50	46	94%	4	0
Preble	2	45	8	55	49	92%	6	0
Putnam	4	25	0	29	28	112%	1	0
Richland	23	223	0	246	222	100%	24	0
Ross	12	68	5	85	73	100%	12	3
Sandusky	14	83	17	114	97	97%	17	0
Scioto	6	31	1	38	25	78%	13	1
Seneca	13	92	13	118	106	101%	12	0
Shelby	9	46	7	62	60	113%	2	1
Stark	92	250	24	366	224	82%	142	3
Summit	36	379	46	461	411	97%	50	0
Trumbull	7	78	26	111	106	102%	5	1
Tuscarawas	20	105	4	129	114	105%	15	0
Union	12	53	7	72	59	98%	13	3
Van Wert	1	35	6	42	35	85%	7	0
Vinton	5	15	0	20	16	107%	4	0
Warren	23	104	10	137	91	80%	46	1
Washington	8	56	1	65	56	98%	9	0
Wayne	6	202	2	210	190	93%	20	3
Williams	3	6	1	10	7	100%	3	0
Wood	12	96	4	112	104	104%	8	0
Wyandot	2	28	15	45	43	100%	2	0
Statewide	2,000	12,105	2,047	16,152	14,079	99%	2,073	287

Courts of Common Pleas – Juvenile Division

Unruly Terminations

2011

County	Trial by Judge	Trial by Magistrate	Dismissal	Admission to Judge	Admission to Magistrate	Unavailability of Party	Transferred Out	Interlocutory Appeal/Order	Other Terminations	Total Terminations
Adams	0	12	16	0	11	0	0	0	1	40
Allen	0	0	21	15	71	2	23	0	11	143
Ashland	2	1	6	11	8	0	1	0	2	31
Ashtabula	0	3	97	8	331	0	0	0	3	442
Athens	0	0	15	0	23	0	1	0	9	48
Auglaize	0	0	4	57	0	3	11	0	0	75
Belmont	1	0	10	34	0	0	1	0	1	47
Brown	0	0	26	32	8	1	2	0	22	91
Butler	0	3	96	3	384	52	25	0	133	696
Carroll	1	0	5	30	0	0	0	0	0	36
Champaign	0	0	20	78	0	3	43	0	19	163
Clark	0	0	145	25	73	13	8	0	1	265
Clermont	1	3	18	13	21	20	0	0	9	85
Clinton	0	0	8	9	43	0	1	0	1	62
Columbiana	0	0	3	0	54	8	1	0	0	66
Coshocton	2	0	1	22	0	0	0	0	2	27
Crawford	0	0	11	19	84	0	8	0	0	122
Cuyahoga	0	0	159	4	150	117	34	0	111	575
Darke	0	0	13	64	0	0	5	0	10	92
Defiance	0	0	10	43	0	0	10	0	0	63
Delaware	0	0	47	0	53	4	10	0	44	158
Erie	0	0	159	5	251	75	8	0	220	718
Fairfield	0	0	1	0	2	0	1	0	0	4
Fayette	11	2	7	42	2	0	0	0	5	69
Franklin	0	0	689	9	303	148	14	0	11	1,174
Fulton	0	0	7	8	0	0	3	0	3	21
Gallia	0	0	8	18	0	0	5	0	1	32
Geauga	0	0	5	15	3	0	0	0	7	30
Greene	0	5	5	0	27	0	0	0	10	47
Guernsey	1	3	15	5	21	0	0	0	1	46
Hamilton	1	115	370	0	379	522	0	0	13	1,400
Hancock	0	0	25	49	54	1	21	0	0	150
Hardin	0	0	4	56	0	0	9	0	1	70
Harrison	18	0	6	5	0	0	0	0	0	29
Henry	0	1	4	4	3	0	0	0	0	12
Highland	49	0	23	37	0	2	1	0	2	114
Hocking	7	1	7	37	4	1	0	0	4	61
Holmes	0	0	4	29	0	0	0	0	1	34
Huron	2	0	11	42	0	0	11	0	0	66
Jackson	0	0	40	32	0	0	0	0	1	73
Jefferson	0	0	26	80	0	2	0	0	13	121
Knox	0	0	20	85	37	0	0	0	0	142
Lake	0	4	87	11	241	14	2	0	32	391
Lawrence	0	0	126	36	1	0	0	0	79	242

Courts of Common Pleas – Juvenile Division

Unruly Terminations

2011

County	Trial by Judge	Trial by Magistrate	Dismissal	Admission to Judge	Admission to Magistrate	Unavailability of Party	Transferred Out	Interlocutory Appeal/Order	Other Terminations	Total Terminations
Licking	0	5	10	21	40	0	0	0	3	79
Logan	1	0	16	2	108	0	2	0	3	132
Lorain	0	0	19	12	97	11	6	0	0	145
Lucas	0	0	226	0	9	192	10	0	8	445
Madison	0	0	8	29	64	0	11	0	0	112
Mahoning	0	11	26	0	73	1	4	0	2	117
Marion	4	16	17	16	137	0	16	0	158	364
Medina	0	4	16	4	93	1	3	0	31	152
Meigs	0	0	25	68	0	0	1	0	3	97
Mercer	0	0	21	65	0	0	3	0	17	106
Miami	0	1	34	26	235	9	11	0	0	316
Monroe	1	0	1	2	0	0	0	0	0	4
Montgomery	0	1	358	4	424	159	7	0	2	955
Morgan	1	0	0	3	0	0	0	0	0	4
Morrow	0	0	25	1	33	9	27	0	34	129
Muskingum	0	3	28	0	79	2	17	0	1	130
Noble	0	0	2	2	0	0	0	0	0	4
Ottawa	0	0	22	30	0	37	2	0	0	91
Paulding	0	0	2	15	0	0	0	0	0	17
Perry	1	0	6	30	1	0	2	0	0	40
Pickaway	0	0	18	21	0	9	6	0	2	56
Pike	19	0	9	18	0	2	0	0	1	49
Portage	0	0	14	0	26	4	0	0	2	46
Preble	0	0	7	22	17	1	0	0	2	49
Putnam	0	0	6	17	0	0	3	0	2	28
Richland	0	1	50	13	145	0	7	0	6	222
Ross	0	1	17	32	22	0	1	0	0	73
Sandusky	0	0	16	10	60	0	3	0	8	97
Scioto	1	0	11	1	10	2	0	0	0	25
Seneca	0	0	13	7	78	0	5	0	3	106
Shelby	0	0	10	38	0	0	12	0	0	60
Stark	2	3	60	8	137	11	3	0	0	224
Summit	0	2	85	14	249	49	7	0	5	411
Trumbull	0	0	27	0	62	17	0	0	0	106
Tuscarawas	0	0	19	93	0	0	2	0	0	114
Union	0	0	15	1	27	1	3	0	12	59
Van Wert	0	0	2	30	1	0	2	0	0	35
Vinton	0	0	2	7	0	0	1	0	6	16
Warren	0	0	5	0	62	2	0	0	22	91
Washington	0	0	19	1	35	1	0	0	0	56
Wayne	0	1	39	1	125	0	22	0	2	190
Williams	1	0	2	4	0	0	0	0	0	7
Wood	0	0	43	19	39	0	3	0	0	104
Wyandot	1	0	4	30	6	0	2	0	0	43
Statewide	128	202	3,735	1,789	5,136	1,508	463	0	1,118	14,079

Courts of Common Pleas – Juvenile Division

Adult Overall Caseloads

2011

County	Cases Pending January 1	New Filings	Reactivations and Transfers	Total Cases	Total Terminations	Clearance Rate	Cases Pending December 31	Cases Pending Beyond Time Guidelines
Adams	15	46	0	61	58	126%	3	0
Allen	4	16	2	22	19	106%	3	0
Ashland	3	18	6	27	21	88%	6	0
Ashtabula	150	122	0	272	128	105%	144	116
Athens	15	34	5	54	51	131%	3	1
Auglaize	0	5	0	5	4	80%	1	0
Belmont	0	27	0	27	20	74%	7	3
Brown	2	80	1	83	77	95%	6	0
Butler	101	459	28	588	503	103%	85	27
Carroll	0	0	0	0	0	-	0	0
Champaign	0	7	0	7	6	86%	1	0
Clark	30	188	43	261	225	97%	36	8
Clermont	2	18	0	20	15	83%	5	1
Clinton	2	25	1	28	26	100%	2	0
Columbiana	9	21	10	40	31	100%	9	0
Coshocton	0	0	0	0	0	-	0	0
Crawford	0	14	0	14	8	57%	6	0
Cuyahoga	3	7	3	13	11	110%	2	0
Darke	0	26	2	28	24	86%	4	0
Defiance	0	18	0	18	16	89%	2	0
Delaware	62	33	0	95	83	252%	12	12
Erie	6	69	6	81	64	85%	17	0
Fairfield	3	11	8	22	19	100%	3	0
Fayette	1	22	0	23	16	73%	7	0
Franklin	8	15	13	36	29	104%	7	0
Fulton	1	11	4	16	13	87%	3	0
Gallia	12	90	2	104	87	95%	17	0
Geauga	1	10	2	13	11	92%	2	0
Greene	6	12	0	18	16	133%	2	0
Guernsey	8	37	0	45	40	108%	5	0
Hamilton	197	962	347	1,506	1,378	105%	128	1
Hancock	0	19	2	21	15	71%	6	0
Hardin	17	16	7	40	19	83%	21	0
Harrison	0	2	0	2	2	100%	0	0
Henry	8	21	4	33	29	116%	4	3
Highland	0	0	1	1	1	100%	0	0
Hocking	2	29	4	35	32	97%	3	0
Holmes	0	0	0	0	0	-	0	0
Huron	0	21	1	22	21	95%	1	0
Jackson	5	15	0	20	4	27%	16	15
Jefferson	0	15	0	15	11	73%	4	1
Knox	8	54	0	62	53	98%	9	0
Lake	6	16	9	31	28	112%	3	0
Lawrence	13	64	0	77	64	100%	13	1

Courts of Common Pleas – Juvenile Division

Adult Overall Caseloads

2011

County	Cases Pending January 1	New Filings	Reactivations and Transfers	Total Cases	Total Terminations	Clearance Rate	Cases Pending December 31	Cases Pending Beyond Time Guidelines
Licking	12	29	8	49	45	122%	4	0
Logan	5	31	0	36	28	90%	8	0
Lorain	16	29	31	76	58	97%	18	2
Lucas	72	467	207	746	593	88%	153	40
Madison	0	51	2	53	46	87%	7	0
Mahoning	5	21	2	28	20	87%	8	1
Marion	63	235	179	477	337	81%	140	2
Medina	2	7	0	9	7	100%	2	1
Meigs	1	4	0	5	5	125%	0	0
Mercer	0	19	4	23	19	83%	4	0
Miami	19	138	0	157	122	88%	35	3
Monroe	3	0	1	4	4	400%	0	0
Montgomery	122	568	34	724	576	96%	148	18
Morgan	1	3	1	5	4	100%	1	0
Morrow	3	11	10	24	16	76%	8	0
Muskingum	0	1	0	1	1	100%	0	0
Noble	2	0	1	3	3	300%	0	0
Ottawa	29	52	8	89	75	125%	14	0
Paulding	0	3	0	3	0	0%	3	0
Perry	0	6	0	6	5	83%	1	0
Pickaway	17	47	1	65	55	115%	10	2
Pike	11	131	5	147	140	103%	7	0
Portage	5	28	3	36	33	106%	3	0
Preble	9	25	1	35	25	96%	10	0
Putnam	0	8	2	10	10	100%	0	0
Richland	5	44	0	49	45	102%	4	0
Ross	12	73	0	85	71	97%	14	8
Sandusky	9	24	1	34	18	72%	16	0
Scioto	13	64	1	78	63	97%	15	0
Seneca	1	2	0	3	2	100%	1	0
Shelby	6	46	0	52	45	98%	7	0
Stark	58	172	13	243	179	97%	64	0
Summit	64	487	77	628	575	102%	53	0
Trumbull	13	54	33	100	88	101%	12	0
Tuscarawas	16	35	0	51	43	123%	8	0
Union	10	30	4	44	26	76%	18	2
Van Wert	2	12	0	14	13	108%	1	0
Vinton	5	22	5	32	27	100%	5	0
Warren	29	118	4	151	122	100%	29	2
Washington	0	74	1	75	70	93%	5	0
Wayne	16	57	8	81	71	109%	10	2
Williams	0	1	0	1	1	100%	0	0
Wood	3	14	1	18	13	87%	5	0
Wyandot	0	8	2	10	6	60%	4	0
Statewide	1,359	5,926	1,161	8,446	6,983	99%	1,463	272

Courts of Common Pleas – Juvenile Division

Adult Terminations

2011

County	Trial by Judge	Trial by Magistrate	Dismissal	Admission to Judge	Admission to Magistrate	Unavailability of Party	Transferred Out	Interlocutory Appeal/Order	Other Terminations	Total Terminations
Adams	0	20	35	0	0	0	0	0	3	58
Allen	0	0	4	11	0	4	0	0	0	19
Ashland	3	0	1	12	1	2	0	0	2	21
Ashtabula	0	0	63	6	59	0	0	0	0	128
Athens	0	0	43	0	6	2	0	0	0	51
Auglaize	0	0	1	3	0	0	0	0	0	4
Belmont	0	0	4	16	0	0	0	0	0	20
Brown	0	0	50	17	3	0	0	0	7	77
Butler	3	18	146	74	184	8	0	0	70	503
Carroll	0	0	0	0	0	0	0	0	0	0
Champaign	0	0	0	4	0	0	2	0	0	6
Clark	0	0	92	4	52	77	0	0	0	225
Clermont	0	0	6	0	2	0	1	0	6	15
Clinton	0	1	2	5	18	0	0	0	0	26
Columbiana	5	0	9	9	0	8	0	0	0	31
Coshocton	0	0	0	0	0	0	0	0	0	0
Crawford	0	0	1	7	0	0	0	0	0	8
Cuyahoga	1	0	3	4	0	2	1	0	0	11
Darke	0	0	14	6	0	0	0	0	4	24
Defiance	0	0	2	14	0	0	0	0	0	16
Delaware	0	0	27	0	17	0	0	0	39	83
Erie	3	0	13	3	38	7	0	0	0	64
Fairfield	2	0	2	6	0	9	0	0	0	19
Fayette	2	5	2	6	0	0	1	0	0	16
Franklin	0	0	13	4	4	5	1	0	2	29
Fulton	0	0	5	6	0	0	1	0	1	13
Gallia	0	0	24	48	0	11	0	0	4	87
Geauga	0	0	1	8	0	2	0	0	0	11
Greene	9	0	2	5	0	0	0	0	0	16
Guernsey	3	4	14	8	8	3	0	0	0	40
Hamilton	51	172	405	58	305	380	1	0	6	1,378
Hancock	0	0	6	9	0	0	0	0	0	15
Hardin	0	0	5	13	0	1	0	0	0	19
Harrison	0	0	2	0	0	0	0	0	0	2
Henry	0	3	3	4	17	0	0	0	2	29
Highland	0	0	0	0	0	0	0	0	1	1
Hocking	9	1	5	13	3	0	0	0	1	32
Holmes	0	0	0	0	0	0	0	0	0	0
Huron	3	0	0	6	0	0	0	0	12	21
Jackson	0	0	4	0	0	0	0	0	0	4
Jefferson	0	0	1	7	0	3	0	0	0	11
Knox	3	0	8	39	3	0	0	0	0	53
Lake	0	0	2	11	4	8	0	0	3	28
Lawrence	1	0	32	27	4	0	0	0	0	64

Courts of Common Pleas – Juvenile Division

Adult Terminations

2011

County	Trial by Judge	Trial by Magistrate	Dismissal	Admission to Judge	Admission to Magistrate	Unavailability of Party	Transferred Out	Interlocutory Appeal/Order	Other Terminations	Total Terminations
Licking	0	0	8	22	0	0	0	0	15	45
Logan	4	0	1	1	21	0	0	0	1	28
Lorain	4	8	11	17	5	5	0	0	8	58
Lucas	4	1	346	19	0	202	5	0	16	593
Madison	0	0	17	10	15	0	3	0	1	46
Mahoning	3	6	2	0	4	5	0	0	0	20
Marion	96	11	70	6	81	55	0	0	18	337
Medina	0	1	3	2	1	0	0	0	0	7
Meigs	2	0	1	2	0	0	0	0	0	5
Mercer	1	0	7	9	0	0	0	0	2	19
Miami	30	10	56	18	5	2	0	0	1	122
Monroe	3	0	1	0	0	0	0	0	0	4
Montgomery	9	1	168	380	7	6	0	0	5	576
Morgan	2	0	1	0	0	1	0	0	0	4
Morrow	1	0	2	4	0	2	5	0	2	16
Muskingum	0	0	0	1	0	0	0	0	0	1
Noble	0	0	1	2	0	0	0	0	0	3
Ottawa	0	0	53	13	0	9	0	0	0	75
Paulding	0	0	0	0	0	0	0	0	0	0
Perry	0	0	0	3	1	0	0	0	1	5
Pickaway	2	0	35	17	0	1	0	0	0	55
Pike	66	0	48	15	0	11	0	0	0	140
Portage	0	0	25	2	1	5	0	0	0	33
Preble	2	0	3	8	8	1	0	0	3	25
Putnam	0	0	2	7	0	0	0	0	1	10
Richland	0	0	25	1	15	3	0	0	1	45
Ross	0	0	20	51	0	0	0	0	0	71
Sandusky	0	1	9	6	2	0	0	0	0	18
Scioto	0	0	9	0	50	4	0	0	0	63
Seneca	0	0	1	0	1	0	0	0	0	2
Shelby	1	0	8	35	0	0	0	0	1	45
Stark	2	1	134	10	22	10	0	0	0	179
Summit	0	6	203	0	228	128	0	0	10	575
Trumbull	0	0	22	0	38	27	0	0	1	88
Tuscarawas	0	0	11	32	0	0	0	0	0	43
Union	0	0	9	4	7	1	0	0	5	26
Van Wert	5	0	0	8	0	0	0	0	0	13
Vinton	1	0	10	8	0	0	0	0	8	27
Warren	1	10	11	7	66	0	1	1	25	122
Washington	3	0	25	32	0	10	0	0	0	70
Wayne	0	0	24	1	38	5	0	0	3	71
Williams	0	0	0	1	0	0	0	0	0	1
Wood	0	0	8	5	0	0	0	0	0	13
Wyandot	0	0	0	5	0	1	0	0	0	6
Statewide	340	280	2,442	1,237	1,344	1,026	22	1	291	6,983

Courts of Common Pleas – Juvenile Division

Motion for Permanent Custody Overall Caseloads

2011

County	Cases Pending January 1	New Filings	Reactivations and Transfers	Total Cases	Total Terminations	Clearance Rate	Cases Pending December 31	Cases Pending Beyond Time Guidelines
Adams	1	0	13	14	8	62%	6	0
Allen	8	0	16	24	15	94%	9	0
Ashland	3	10	2	15	13	108%	2	0
Ashtabula	29	0	4	33	9	225%	24	24
Athens	0	0	0	0	0	-	0	0
Auglaize	0	0	0	0	0	-	0	0
Belmont	2	0	9	11	9	100%	2	0
Brown	0	6	0	6	5	83%	1	0
Butler	42	4	77	123	77	95%	46	6
Carroll	4	1	0	5	5	500%	0	0
Champaign	0	0	0	0	0	-	0	0
Clark	7	1	16	24	23	135%	1	0
Clermont	6	0	41	47	27	66%	20	0
Clinton	0	0	7	7	5	71%	2	0
Columbiana	13	17	2	32	23	121%	9	0
Coshocton	0	5	0	5	3	60%	2	2
Crawford	2	7	0	9	8	114%	1	0
Cuyahoga	89	36	317	442	245	69%	197	16
Darke	0	0	0	0	0	-	0	0
Defiance	0	0	0	0	0	-	0	0
Delaware	1	0	0	1	1	-	0	0
Erie	2	0	2	4	4	200%	0	0
Fairfield	17	1	28	46	25	86%	21	7
Fayette	6	0	10	16	8	80%	8	0
Franklin	125	1	355	481	289	81%	192	38
Fulton	0	0	1	1	1	100%	0	0
Gallia	3	1	0	4	4	400%	0	0
Geauga	3	0	4	7	6	150%	1	0
Greene	10	72	0	82	76	106%	6	0
Guernsey	2	0	5	7	7	140%	0	0
Hamilton	1	5	1	7	5	83%	2	0
Hancock	2	0	18	20	11	61%	9	0
Hardin	12	0	0	12	0	-	12	0
Harrison	0	4	1	5	4	80%	1	0
Henry	1	0	13	14	12	92%	2	0
Highland	0	0	0	0	0	-	0	0
Hocking	5	6	0	11	7	117%	4	0
Holmes	0	0	0	0	0	-	0	0
Huron	0	0	0	0	0	-	0	0
Jackson	0	0	0	0	0	-	0	0
Jefferson	5	0	2	7	6	300%	1	1
Knox	0	0	0	0	0	-	0	0
Lake	6	0	5	11	11	220%	0	0
Lawrence	0	0	0	0	0	-	0	0

Courts of Common Pleas – Juvenile Division

Motion for Permanent Custody Overall Caseloads

2011

County	Cases Pending January 1	New Filings	Reactivations and Transfers	Total Cases	Total Terminations	Clearance Rate	Cases Pending December 31	Cases Pending Beyond Time Guidelines
Licking	37	6	224	267	241	105%	26	0
Logan	0	0	0	0	0	-	0	0
Lorain	14	9	25	48	37	109%	11	0
Lucas	29	29	59	117	84	95%	33	0
Madison	0	0	0	0	0	-	0	0
Mahoning	13	0	14	27	24	171%	3	0
Marion	1	0	1	2	2	200%	0	0
Medina	0	2	0	2	2	100%	0	0
Meigs	0	1	1	2	2	100%	0	0
Mercer	3	1	2	6	6	200%	0	0
Miami	0	0	2	2	2	100%	0	0
Monroe	0	0	0	0	0	-	0	0
Montgomery	50	1	145	196	101	69%	95	6
Morgan	0	0	0	0	0	-	0	0
Morrow	0	0	1	1	1	100%	0	0
Muskingum	7	0	12	19	12	100%	7	1
Noble	0	0	0	0	0	-	0	0
Ottawa	1	0	22	23	23	105%	0	0
Paulding	0	0	0	0	0	-	0	0
Perry	0	3	4	7	5	71%	2	1
Pickaway	0	0	6	6	6	100%	0	0
Pike	0	0	1	1	1	100%	0	0
Portage	2	9	1	12	11	110%	1	0
Preble	4	4	5	13	13	144%	0	0
Putnam	0	0	0	0	0	-	0	0
Richland	2	0	20	22	7	35%	15	3
Ross	14	0	7	21	21	300%	0	0
Sandusky	3	1	2	6	6	200%	0	0
Scioto	0	0	0	0	0	-	0	0
Seneca	3	0	5	8	6	120%	2	0
Shelby	1	0	7	8	6	86%	2	0
Stark	8	1	39	48	32	80%	16	0
Summit	39	9	142	190	133	88%	57	0
Trumbull	6	0	20	26	20	100%	6	2
Tuscarawas	4	1	14	19	17	113%	2	0
Union	2	2	2	6	4	100%	2	0
Van Wert	0	0	0	0	0	-	0	0
Vinton	1	0	5	6	4	80%	2	0
Warren	0	0	13	13	6	46%	7	0
Washington	5	1	3	9	6	150%	3	3
Wayne	5	0	30	35	25	83%	10	0
Williams	0	0	2	2	2	100%	0	0
Wood	1	0	6	7	4	67%	3	0
Wyandot	2	0	5	7	7	140%	0	0
Statewide	664	257	1,796	2,717	1,831	89%	886	110

Courts of Common Pleas – Juvenile Division

Motion for Permanent Custody Terminations

2011

County	Trial by Judge	Trial by Magistrate	Dismissal	Admission to Judge	Admission to Magistrate	Unavailability of Party	Transferred Out	Interlocutory Appeal/Order	Other Terminations	Total Terminations
Adams	0	5	0	0	0	0	0	0	3	8
Allen	15	0	0	0	0	0	0	0	0	15
Ashland	8	4	1	0	0	0	0	0	0	13
Ashtabula	0	0	0	0	0	0	0	0	9	9
Athens	0	0	0	0	0	0	0	0	0	0
Auglaize	0	0	0	0	0	0	0	0	0	0
Belmont	6	0	3	0	0	0	0	0	0	9
Brown	0	0	0	5	0	0	0	0	0	5
Butler	0	26	2	0	0	10	0	0	39	77
Carroll	4	0	0	0	0	0	0	0	1	5
Champaign	0	0	0	0	0	0	0	0	0	0
Clark	12	0	0	11	0	0	0	0	0	23
Clermont	0	1	0	0	0	0	0	0	26	27
Clinton	1	1	2	1	0	0	0	0	0	5
Columbiana	14	0	6	3	0	0	0	0	0	23
Coshocton	3	0	0	0	0	0	0	0	0	3
Crawford	2	0	2	4	0	0	0	0	0	8
Cuyahoga	50	38	3	47	58	3	42	3	1	245
Darke	0	0	0	0	0	0	0	0	0	0
Defiance	0	0	0	0	0	0	0	0	0	0
Delaware	0	0	0	0	0	0	0	0	1	1
Erie	0	3	0	0	0	0	0	0	1	4
Fairfield	20	0	5	0	0	0	0	0	0	25
Fayette	8	0	0	0	0	0	0	0	0	8
Franklin	7	6	41	3	122	0	0	0	110	289
Fulton	1	0	0	0	0	0	0	0	0	1
Gallia	4	0	0	0	0	0	0	0	0	4
Geauga	0	0	1	4	0	0	0	0	1	6
Greene	72	2	0	0	0	0	0	0	2	76
Guernsey	6	0	0	0	0	0	0	0	1	7
Hamilton	0	4	0	0	0	0	0	0	1	5
Hancock	11	0	0	0	0	0	0	0	0	11
Hardin	0	0	0	0	0	0	0	0	0	0
Harrison	1	0	3	0	0	0	0	0	0	4
Henry	0	0	4	6	0	0	0	0	2	12
Highland	0	0	0	0	0	0	0	0	0	0
Hocking	2	1	0	0	0	0	0	0	4	7
Holmes	0	0	0	0	0	0	0	0	0	0
Huron	0	0	0	0	0	0	0	0	0	0
Jackson	0	0	0	0	0	0	0	0	0	0
Jefferson	0	4	0	2	0	0	0	0	0	6
Knox	0	0	0	0	0	0	0	0	0	0
Lake	5	0	2	3	0	0	0	0	1	11
Lawrence	0	0	0	0	0	0	0	0	0	0

Courts of Common Pleas – Juvenile Division

Motion for Permanent Custody Terminations

2011

County	Trial by Judge	Trial by Magistrate	Dismissal	Admission to Judge	Admission to Magistrate	Unavailability of Party	Transferred Out	Interlocutory Appeal/Order	Other Terminations	Total Terminations
Licking	0	38	3	0	2	0	0	8	190	241
Logan	0	0	0	0	0	0	0	0	0	0
Lorain	13	0	0	14	1	0	0	0	9	37
Lucas	52	24	1	1	0	0	0	0	6	84
Madison	0	0	0	0	0	0	0	0	0	0
Mahoning	5	19	0	0	0	0	0	0	0	24
Marion	2	0	0	0	0	0	0	0	0	2
Medina	0	0	0	2	0	0	0	0	0	2
Meigs	1	0	0	1	0	0	0	0	0	2
Mercer	2	0	2	0	0	0	0	0	2	6
Miami	0	2	0	0	0	0	0	0	0	2
Monroe	0	0	0	0	0	0	0	0	0	0
Montgomery	4	72	12	0	9	3	1	0	0	101
Morgan	0	0	0	0	0	0	0	0	0	0
Morrow	0	0	0	0	0	1	0	0	0	1
Muskingum	5	6	0	0	0	0	0	0	1	12
Noble	0	0	0	0	0	0	0	0	0	0
Ottawa	4	0	0	18	1	0	0	0	0	23
Paulding	0	0	0	0	0	0	0	0	0	0
Perry	4	0	0	0	0	0	0	0	1	5
Pickaway	0	0	2	0	0	0	0	0	4	6
Pike	1	0	0	0	0	0	0	0	0	1
Portage	10	0	1	0	0	0	0	0	0	11
Preble	7	0	4	1	0	0	0	0	1	13
Putnam	0	0	0	0	0	0	0	0	0	0
Richland	1	1	1	0	1	0	0	0	3	7
Ross	0	1	0	3	17	0	0	0	0	21
Sandusky	3	0	0	2	0	0	0	0	1	6
Scioto	0	0	0	0	0	0	0	0	0	0
Seneca	0	2	3	0	1	0	0	0	0	6
Shelby	0	0	0	5	1	0	0	0	0	6
Stark	19	6	0	6	0	0	0	0	1	32
Summit	61	12	0	19	22	0	0	0	19	133
Trumbull	0	0	0	0	0	0	0	0	20	20
Tuscarawas	12	0	3	2	0	0	0	0	0	17
Union	0	0	0	0	4	0	0	0	0	4
Van Wert	0	0	0	0	0	0	0	0	0	0
Vinton	1	0	0	0	0	0	0	0	3	4
Warren	1	0	0	0	0	4	0	0	1	6
Washington	5	0	0	1	0	0	0	0	0	6
Wayne	15	0	3	2	0	0	0	0	5	25
Williams	0	0	0	2	0	0	0	0	0	2
Wood	3	0	1	0	0	0	0	0	0	4
Wyandot	6	0	0	1	0	0	0	0	0	7
Statewide	489	278	111	169	239	21	43	11	470	1,831

Courts of Common Pleas – Juvenile Division

Custody, Change of Custody and Visitation Overall Caseloads

2011

County	Cases Pending January 1	New Filings	Reactivations and Transfers	Total Cases	Total Terminations	Clearance Rate	Cases Pending December 31	Cases Pending Beyond Time Guidelines
Adams	20	33	19	72	46	88%	26	4
Allen	10	42	120	172	94	58%	78	3
Ashland	44	39	80	163	113	95%	50	3
Ashtabula	511	105	1	617	530	500%	87	43
Athens	97	111	49	257	151	94%	106	32
Auglaize	6	38	0	44	27	71%	17	0
Belmont	53	107	45	205	159	105%	46	5
Brown	25	57	2	84	58	98%	26	5
Butler	422	371	823	1,616	1,064	89%	552	32
Carroll	3	30	68	101	90	92%	11	1
Champaign	26	64	94	184	138	87%	46	6
Clark	94	70	195	359	236	89%	123	14
Clermont	167	304	531	1,002	822	98%	180	13
Clinton	30	48	26	104	76	103%	28	0
Columbiana	60	149	70	279	202	92%	77	7
Coshocton	48	52	110	210	166	102%	44	0
Crawford	3	4	0	7	7	175%	0	0
Cuyahoga	1,575	2,074	1,211	4,860	3,352	102%	1,508	186
Darke	9	15	29	53	33	75%	20	2
Defiance	3	16	1	20	16	94%	4	0
Delaware	102	125	84	311	198	95%	113	32
Erie	68	106	78	252	184	100%	68	4
Fairfield	21	2	63	86	71	109%	15	0
Fayette	33	32	90	155	134	110%	21	1
Franklin	1,133	2,120	2,213	5,466	4,148	96%	1,318	128
Fulton	27	44	53	124	89	92%	35	3
Gallia	9	53	10	72	55	87%	17	1
Geauga	21	43	50	114	87	94%	27	2
Greene	120	577	2	699	565	98%	134	2
Guernsey	52	79	93	224	163	95%	61	1
Hamilton	697	856	1,244	2,797	2,051	98%	746	82
Hancock	43	70	136	249	195	95%	54	3
Hardin	35	24	47	106	64	90%	42	3
Harrison	1	27	58	86	74	87%	12	0
Henry	24	14	48	86	63	102%	23	4
Highland	24	56	28	108	94	112%	14	0
Hocking	23	97	26	146	111	90%	35	6
Holmes	26	98	6	130	109	105%	21	0
Huron	34	91	1	126	98	107%	28	2
Jackson	59	48	19	126	60	90%	66	34
Jefferson	129	144	166	439	321	104%	118	7
Knox	41	41	80	162	124	102%	38	8
Lake	49	113	2	164	91	79%	73	2
Lawrence	62	126	2	190	119	93%	71	21

Courts of Common Pleas – Juvenile Division

Custody, Change of Custody and Visitation Overall Caseloads

2011

County	Cases Pending January 1	New Filings	Reactivations and Transfers	Total Cases	Total Terminations	Clearance Rate	Cases Pending December 31	Cases Pending Beyond Time Guidelines
Licking	6	95	5	106	97	97%	9	0
Logan	38	18	48	104	64	97%	40	11
Lorain	299	339	648	1,286	999	101%	287	15
Lucas	550	1,330	595	2,475	1,866	97%	609	29
Madison	32	81	37	150	113	96%	37	1
Mahoning	187	108	445	740	473	86%	267	6
Marion	87	39	175	301	219	102%	82	4
Medina	13	28	10	51	28	74%	23	2
Meigs	15	14	75	104	85	96%	19	0
Mercer	44	7	42	93	82	167%	11	1
Miami	228	158	640	1,026	735	92%	291	25
Monroe	6	17	7	30	17	71%	13	1
Montgomery	1,230	593	1,879	3,702	2,445	99%	1,257	35
Morgan	19	27	19	65	44	96%	21	0
Morrow	42	37	31	110	64	94%	46	16
Muskingum	0	0	1	1	1	100%	0	0
Noble	27	42	29	98	66	93%	32	13
Ottawa	40	42	81	163	123	100%	40	0
Paulding	12	15	10	37	24	96%	13	3
Perry	28	17	43	88	57	95%	31	9
Pickaway	21	44	44	109	71	81%	38	8
Pike	25	73	32	130	90	86%	40	1
Portage	67	148	117	332	269	102%	63	0
Preble	111	187	13	311	183	92%	128	45
Putnam	11	8	40	59	45	94%	14	2
Richland	37	0	233	270	186	80%	84	4
Ross	61	64	0	125	75	117%	50	11
Sandusky	102	197	209	508	360	89%	148	30
Scioto	66	71	93	230	177	108%	53	6
Seneca	55	53	115	223	164	98%	59	7
Shelby	28	24	118	170	136	96%	34	0
Stark	27	296	265	588	541	96%	47	10
Summit	213	249	664	1,126	859	94%	267	7
Trumbull	364	142	1,316	1,822	1,456	100%	366	35
Tuscarawas	0	0	0	0	0	-	0	0
Union	39	44	18	101	63	102%	38	9
Van Wert	11	3	40	54	48	112%	6	0
Vinton	54	31	37	122	103	151%	19	3
Warren	171	14	301	486	225	71%	261	4
Washington	57	106	58	221	171	104%	50	3
Wayne	66	146	66	278	208	98%	70	6
Williams	19	20	39	78	43	73%	35	0
Wood	101	127	224	452	370	105%	82	2
Wyandot	16	14	38	68	41	79%	27	0
Statewide	10,664	13,783	16,973	41,420	30,134	98%	11,286	1,066

Courts of Common Pleas – Juvenile Division

Custody, Change of Custody and Visitation Terminations

2011

County	Trial by Judge	Trial by Magistrate	Dismissal	Admission to Judge	Admission to Magistrate	Unavailability of Party	Transferred Out	Private Judge	Interlocutory Appeal/Order	Other Terminations	Total Terminations
Adams	0	27	3	6	4	0	0	0	0	6	46
Allen	0	71	18	0	0	0	0	0	0	5	94
Ashland	32	52	13	0	11	2	0	0	0	3	113
Ashtabula	0	0	3	0	0	0	0	0	0	527	530
Athens	1	60	26	10	45	1	3	0	0	5	151
Auglaize	1	0	0	25	0	0	0	0	0	1	27
Belmont	1	18	20	23	95	0	1	0	0	1	159
Brown	0	0	14	22	20	0	2	0	0	0	58
Butler	0	419	111	0	104	60	1	0	0	369	1,064
Carroll	74	0	4	0	0	0	0	0	0	12	90
Champaign	0	0	20	0	26	1	20	0	0	71	138
Clark	116	84	21	8	1	0	0	0	1	5	236
Clermont	2	256	92	2	32	0	0	0	0	438	822
Clinton	1	3	15	1	56	0	0	0	0	0	76
Columbiana	6	1	29	126	40	0	0	0	0	0	202
Coshocton	0	0	44	0	111	8	0	0	0	3	166
Crawford	0	0	2	4	1	0	0	0	0	0	7
Cuyahoga	94	335	695	757	763	99	183	0	0	426	3,352
Darke	0	0	4	20	7	0	1	0	0	1	33
Defiance	0	0	2	2	12	0	0	0	0	0	16
Delaware	1	34	45	12	75	0	0	0	0	31	198
Erie	0	18	18	0	114	6	4	0	0	24	184
Fairfield	53	4	14	0	0	0	0	0	0	0	71
Fayette	60	23	10	3	5	0	1	0	0	32	134
Franklin	99	917	1,115	261	439	1	211	0	4	1,101	4,148
Fulton	1	0	16	2	4	0	1	0	0	65	89
Gallia	13	8	2	32	0	0	0	0	0	0	55
Geauga	1	0	18	58	0	1	1	0	0	8	87
Greene	46	466	49	0	0	1	2	1	0	0	565
Guernsey	89	22	35	0	0	0	2	0	0	15	163
Hamilton	1	571	666	0	690	1	2	0	0	120	2,051
Hancock	0	38	34	52	69	0	0	0	0	2	195
Hardin	0	0	8	55	0	0	0	0	0	1	64
Harrison	28	24	4	0	0	0	3	0	0	15	74
Henry	0	1	9	38	7	0	1	0	0	7	63
Highland	68	0	21	2	0	0	3	0	0	0	94
Hocking	46	40	10	1	6	2	3	0	0	3	111
Holmes	14	3	16	5	0	0	0	0	0	71	109
Huron	32	7	20	2	36	0	0	0	0	1	98
Jackson	0	14	15	0	1	0	1	0	0	29	60
Jefferson	1	200	45	43	3	22	4	0	0	3	321
Knox	0	0	11	0	0	0	0	0	0	113	124
Lake	0	11	14	3	19	2	1	0	0	41	91
Lawrence	0	0	34	27	58	0	0	0	0	0	119

Courts of Common Pleas – Juvenile Division

Custody, Change of Custody and Visitation Terminations

2011

County	Trial by Judge	Trial by Magistrate	Dismissal	Admission to Judge	Admission to Magistrate	Unavailability of Party	Transferred Out	Private Judge	Interlocutory Appeal/Order	Other Terminations	Total Terminations
Licking	0	0	8	0	0	0	0	0	0	89	97
Logan	1	0	0	0	59	0	4	0	0	0	64
Lorain	103	72	107	210	375	2	16	0	0	114	999
Lucas	5	920	286	3	426	6	3	0	0	217	1,866
Madison	30	0	23	49	1	0	0	0	0	10	113
Mahoning	5	419	16	6	13	1	0	0	0	13	473
Marion	95	19	45	33	1	0	4	0	0	22	219
Medina	0	16	8	0	0	0	3	0	0	1	28
Meigs	29	5	18	32	0	0	0	0	0	1	85
Mercer	3	0	10	10	0	0	1	0	0	58	82
Miami	72	397	74	7	42	0	4	0	0	139	735
Monroe	4	0	3	9	0	1	0	0	0	0	17
Montgomery	6	867	622	32	860	40	5	0	0	13	2,445
Morgan	34	0	6	1	0	0	0	0	0	3	44
Morrow	0	0	8	0	0	0	8	0	0	48	64
Muskingum	1	0	0	0	0	0	0	0	0	0	1
Noble	38	0	25	0	0	0	3	0	0	0	66
Ottawa	5	23	18	20	56	0	0	0	1	0	123
Paulding	0	0	4	20	0	0	0	0	0	0	24
Perry	2	22	8	0	0	1	0	0	0	24	57
Pickaway	0	0	8	0	9	9	1	0	0	44	71
Pike	83	0	5	0	0	0	0	0	0	2	90
Portage	0	81	52	0	90	0	1	0	0	45	269
Preble	5	94	22	0	13	1	0	0	0	48	183
Putnam	7	0	9	28	0	0	0	0	0	1	45
Richland	0	27	21	2	123	0	0	0	0	13	186
Ross	0	0	13	31	29	0	1	0	0	1	75
Sandusky	0	10	57	0	7	0	1	0	0	285	360
Scioto	39	11	30	24	28	0	1	0	0	44	177
Seneca	1	49	33	2	74	2	2	0	0	1	164
Shelby	0	0	30	31	69	0	0	0	0	6	136
Stark	87	192	100	115	24	0	0	0	0	23	541
Summit	20	273	58	15	410	1	8	0	0	74	859
Trumbull	0	0	2	0	0	0	1	0	0	1,453	1,456
Tuscarawas	0	0	0	0	0	0	0	0	0	0	0
Union	1	5	11	5	35	0	4	0	0	2	63
Van Wert	3	12	7	1	25	0	0	0	0	0	48
Vinton	1	0	24	6	0	0	2	0	0	70	103
Warren	1	48	30	0	11	8	1	0	0	126	225
Washington	18	16	34	65	32	3	2	0	0	1	171
Wayne	4	14	61	8	108	0	0	0	0	13	208
Williams	0	0	3	0	36	0	1	0	0	3	43
Wood	3	38	59	71	199	0	0	0	0	0	370
Wyandot	3	9	1	9	16	0	0	0	0	3	41
Statewide	1,590	7,366	5,324	2,447	6,025	282	528	1	6	6,565	30,134

Courts of Common Pleas – Juvenile Division

Support Enforcement or Modification Overall Caseloads

2011

County	Cases Pending January 1	New Filings	Reactivations and Transfers	Total Cases	Total Terminations	Clearance Rate	Cases Pending December 31	Cases Pending Beyond Time Guidelines
Adams	75	107	200	382	287	93%	95	11
Allen	377	50	1,235	1,662	1,327	103%	335	6
Ashland	95	120	269	484	390	100%	94	0
Ashtabula	136	48	0	184	59	123%	125	94
Athens	311	178	440	929	590	95%	339	11
Auglaize	4	17	0	21	17	100%	4	0
Belmont	62	80	9	151	116	130%	35	4
Brown	77	93	0	170	137	147%	33	2
Butler	296	491	2,391	3,178	2,296	80%	882	6
Carroll	13	42	355	410	389	98%	21	0
Champaign	164	112	386	662	545	109%	117	2
Clark	337	559	1,302	2,198	1,973	106%	225	2
Clermont	603	313	1,704	2,620	2,174	108%	446	5
Clinton	32	78	66	176	152	106%	24	7
Columbiana	252	253	487	992	783	106%	209	7
Coshocton	115	311	353	779	646	97%	133	1
Crawford	0	14	0	14	14	100%	0	0
Cuyahoga	3,502	3,359	229	7,090	3,721	104%	3,369	545
Darke	22	121	164	307	253	89%	54	0
Defiance	30	135	0	165	145	107%	20	0
Delaware	355	155	219	729	507	136%	222	28
Erie	90	221	527	838	609	81%	229	0
Fairfield	0	0	0	0	0	-	0	0
Fayette	78	16	393	487	428	105%	59	0
Franklin	1,285	2,217	2,506	6,008	4,843	103%	1,165	29
Fulton	92	87	216	395	310	102%	85	0
Gallia	86	54	235	375	292	101%	83	2
Geauga	35	49	184	268	234	100%	34	0
Greene	276	1,053	1	1,330	989	94%	341	2
Guernsey	137	68	578	783	679	105%	104	0
Hamilton	1,425	2,697	2,636	6,758	5,153	97%	1,605	10
Hancock	106	8	373	487	371	97%	116	1
Hardin	220	99	241	560	361	106%	199	0
Harrison	32	24	133	189	171	109%	18	0
Henry	103	25	154	282	190	106%	92	21
Highland	84	91	219	394	335	108%	59	0
Hocking	97	272	16	385	304	106%	81	1
Holmes	17	70	0	87	79	113%	8	0
Huron	22	128	10	160	130	94%	30	0
Jackson	85	69	52	206	120	99%	86	27
Jefferson	124	20	751	895	801	104%	94	5
Knox	63	123	377	563	505	101%	58	4
Lake	126	309	4	439	298	95%	141	1
Lawrence	0	0	0	0	0	-	0	0

Courts of Common Pleas – Juvenile Division

Support Enforcement or Modification Overall Caseloads

2011

County	Cases Pending January 1	New Filings	Reactivations and Transfers	Total Cases	Total Terminations	Clearance Rate	Cases Pending December 31	Cases Pending Beyond Time Guidelines
Licking	0	0	0	0	0	-	0	0
Logan	260	134	479	873	678	111%	195	17
Lorain	1,067	784	3,992	5,843	4,677	98%	1,166	3
Lucas	610	1,840	744	3,194	2,539	98%	655	7
Madison	17	32	33	82	64	98%	18	0
Mahoning	288	881	515	1,684	1,335	96%	349	9
Marion	217	0	588	805	650	111%	155	3
Medina	2	0	22	24	17	77%	7	0
Meigs	44	37	117	198	175	114%	23	1
Mercer	56	93	253	402	346	100%	56	1
Miami	349	460	1,574	2,383	2,075	102%	308	25
Monroe	23	12	38	73	49	98%	24	0
Montgomery	2,298	2,573	2,963	7,834	6,196	112%	1,638	45
Morgan	41	30	449	520	485	101%	35	0
Morrow	73	104	58	235	142	88%	93	17
Muskingum	43	17	184	244	193	96%	51	2
Noble	12	6	24	42	35	117%	7	2
Ottawa	32	29	74	135	105	102%	30	0
Paulding	32	31	71	134	98	96%	36	8
Perry	155	147	303	605	456	101%	149	19
Pickaway	41	71	179	291	255	102%	36	1
Pike	36	110	207	353	315	99%	38	0
Portage	130	188	330	648	574	111%	74	0
Preble	87	261	15	363	296	107%	67	16
Putnam	37	8	125	170	136	102%	34	8
Richland	0	1	4	5	1	20%	4	0
Ross	83	136	0	219	142	104%	77	16
Sandusky	148	167	570	885	723	98%	162	5
Scioto	0	0	1	1	1	100%	0	0
Seneca	95	302	360	757	569	86%	188	4
Shelby	66	99	140	305	254	106%	51	0
Stark	620	356	532	1,508	1,005	113%	503	8
Summit	6	0	14	20	15	107%	5	0
Trumbull	343	116	1,194	1,653	1,274	97%	379	2
Tuscarawas	0	0	0	0	0	-	0	0
Union	255	172	479	906	726	112%	180	4
Van Wert	65	26	219	310	266	109%	44	1
Vinton	63	44	36	143	107	134%	36	6
Warren	601	13	457	1,071	420	89%	651	12
Washington	58	125	151	334	272	99%	62	0
Wayne	163	666	190	1,019	802	94%	217	11
Williams	43	42	96	181	151	109%	30	0
Wood	172	163	512	847	730	108%	117	0
Wyandot	12	0	56	68	57	102%	11	0
Statewide	20,184	24,612	37,763	82,559	63,129	101%	19,430	1,087

Courts of Common Pleas – Juvenile Division

Support Enforcement or Modification Terminations

2011

County	Trial by Judge	Trial by Magistrate	Dismissal	Admission to Judge	Admission to Magistrate	Unavailability of Party	Transferred Out	Private Judge	Interlocutory Appeal/Order	Other Terminations	Total Terminations
Adams	2	57	60	99	7	0	0	0	0	62	287
Allen	0	79	197	14	570	134	2	1	0	330	1,327
Ashland	21	129	26	24	51	70	0	0	0	69	390
Ashtabula	0	0	0	0	0	0	0	0	0	59	59
Athens	46	87	38	7	377	25	0	0	0	10	590
Auglaize	2	0	5	10	0	0	0	0	0	0	17
Belmont	4	54	49	2	7	0	0	0	0	0	116
Brown	0	0	0	137	0	0	0	0	0	0	137
Butler	2	308	156	3	202	292	1	0	0	1,332	2,296
Carroll	373	0	9	5	0	1	0	0	0	1	389
Champaign	0	0	143	0	3	8	27	0	0	364	545
Clark	11	1,425	486	37	0	6	0	0	0	8	1,973
Clermont	0	49	451	1	595	127	0	0	0	951	2,174
Clinton	0	0	38	2	94	16	0	0	0	2	152
Columbiana	20	16	97	53	548	49	0	0	0	0	783
Coshocton	0	0	78	0	551	15	0	0	0	2	646
Crawford	0	0	0	0	14	0	0	0	0	0	14
Cuyahoga	47	235	718	81	1,064	1,027	427	0	0	122	3,721
Darke	0	0	45	139	49	0	0	0	0	20	253
Defiance	0	0	36	2	107	0	0	0	0	0	145
Delaware	0	98	165	1	114	0	0	0	0	129	507
Erie	1	9	64	6	449	75	0	0	0	5	609
Fairfield	0	0	0	0	0	0	0	0	0	0	0
Fayette	188	39	35	0	0	10	4	0	0	152	428
Franklin	53	800	1,044	54	1,750	172	58	3	8	901	4,843
Fulton	2	0	82	26	149	6	3	0	0	42	310
Gallia	4	195	61	1	0	0	0	0	0	31	292
Geauga	0	0	30	152	2	44	1	0	0	5	234
Greene	88	796	100	0	4	0	0	0	0	1	989
Guernsey	13	388	225	0	0	51	0	0	0	2	679
Hamilton	4	784	485	1	3,631	90	2	0	1	155	5,153
Hancock	0	186	81	37	49	16	0	0	0	2	371
Hardin	0	0	149	198	0	12	1	0	0	1	361
Harrison	14	114	8	0	0	0	0	0	0	35	171
Henry	0	1	27	21	88	0	0	0	0	53	190
Highland	188	0	100	6	0	39	1	0	0	1	335
Hocking	28	191	32	3	3	43	0	0	0	4	304
Holmes	12	0	14	22	0	0	0	0	0	31	79
Huron	1	5	20	10	62	14	0	0	0	18	130
Jackson	0	2	31	0	16	0	0	0	0	71	120
Jefferson	0	154	10	604	13	12	0	0	0	8	801
Knox	0	0	18	1	0	0	2	0	0	484	505
Lake	0	72	31	1	138	7	0	0	0	49	298
Lawrence	0	0	0	0	0	0	0	0	0	0	0

Courts of Common Pleas – Juvenile Division

Support Enforcement or Modification Terminations

2011

County	Trial by Judge	Trial by Magistrate	Dismissal	Admission to Judge	Admission to Magistrate	Unavailability of Party	Transferred Out	Private Judge	Interlocutory Appeal/Order	Other Terminations	Total Terminations
Licking	0	0	0	0	0	0	0	0	0	0	0
Logan	0	0	0	0	673	0	3	0	0	2	678
Lorain	14	33	2,588	437	45	1,542	1	0	0	17	4,677
Lucas	6	1,351	656	2	99	359	10	0	0	56	2,539
Madison	5	0	30	22	0	0	0	0	0	7	64
Mahoning	3	444	26	847	3	5	0	0	0	7	1,335
Marion	216	21	260	46	4	4	2	0	0	97	650
Medina	0	7	6	0	0	4	0	0	0	0	17
Meigs	41	15	43	75	0	0	0	0	0	1	175
Mercer	0	0	30	62	0	12	4	0	1	237	346
Miami	114	828	122	1	17	109	1	0	0	883	2,075
Monroe	10	0	14	23	0	2	0	0	0	0	49
Montgomery	30	580	1,044	321	3,601	585	6	0	0	29	6,196
Morgan	290	0	44	0	0	38	6	0	0	107	485
Morrow	0	1	55	0	0	21	3	0	0	62	142
Muskingum	3	164	20	0	2	0	0	0	0	4	193
Noble	33	0	2	0	0	0	0	0	0	0	35
Ottawa	1	18	21	4	54	7	0	0	0	0	105
Paulding	0	0	28	70	0	0	0	0	0	0	98
Perry	4	160	52	2	0	3	1	0	0	234	456
Pickaway	0	0	35	0	41	28	0	0	0	151	255
Pike	215	0	51	0	0	45	0	0	0	4	315
Portage	0	27	56	0	315	59	0	0	0	117	574
Preble	3	51	46	0	1	3	0	0	0	192	296
Putnam	1	0	32	82	0	6	1	1	0	13	136
Richland	0	0	0	0	0	0	0	0	0	1	1
Ross	0	0	11	105	26	0	0	0	0	0	142
Sandusky	0	4	119	33	200	7	0	0	0	360	723
Scioto	0	0	1	0	0	0	0	0	0	0	1
Seneca	6	35	83	4	392	49	0	0	0	0	569
Shelby	0	0	48	8	189	0	0	0	0	9	254
Stark	100	472	220	21	28	51	0	0	0	113	1,005
Summit	0	6	0	0	5	0	0	0	0	4	15
Trumbull	0	0	13	0	0	0	0	0	1	1,260	1,274
Tuscarawas	0	0	0	0	0	0	0	0	0	0	0
Union	0	1	228	50	141	167	3	0	0	136	726
Van Wert	1	150	23	0	87	3	0	0	0	2	266
Vinton	3	0	16	35	0	0	0	0	0	53	107
Warren	0	0	41	1	1	49	3	0	1	324	420
Washington	0	0	53	1	163	34	0	0	0	21	272
Wayne	0	0	62	478	241	19	0	0	0	2	802
Williams	0	0	48	0	101	0	0	0	0	2	151
Wood	0	9	155	268	297	0	0	0	0	1	730
Wyandot	0	0	7	6	33	10	0	0	0	1	57
Statewide	2,223	10,650	11,833	4,764	17,466	5,582	573	5	12	10,021	63,129

Courts of Common Pleas – Juvenile Division

Parentage Overall Caseloads

2011

County	Cases Pending January 1	New Filings	Reactivations and Transfers	Total Cases	Total Terminations	Clearance Rate	Cases Pending December 31	Cases Pending Beyond Time Guidelines
Adams	11	19	24	54	38	88%	16	1
Allen	52	463	0	515	439	95%	76	5
Ashland	12	10	4	26	19	136%	7	0
Ashtabula	627	353	0	980	362	103%	618	371
Athens	22	20	15	57	32	91%	25	1
Auglaize	11	46	0	57	50	109%	7	0
Belmont	49	64	1	114	83	128%	31	3
Brown	14	42	1	57	45	105%	12	0
Butler	110	116	23	249	217	156%	32	3
Carroll	1	5	0	6	4	80%	2	0
Champaign	10	15	4	29	24	126%	5	0
Clark	16	67	15	98	66	80%	32	1
Clermont	162	220	32	414	298	118%	116	5
Clinton	61	41	31	133	97	135%	36	3
Columbiana	111	249	34	394	330	117%	64	0
Coshocton	3	14	1	18	13	87%	5	0
Crawford	10	127	0	137	130	102%	7	0
Cuyahoga	2,054	1,530	684	4,268	2,361	107%	1,907	332
Darke	9	11	19	39	26	87%	13	1
Defiance	5	5	0	10	3	60%	7	0
Delaware	58	104	10	172	127	111%	45	5
Erie	6	18	8	32	23	88%	9	0
Fairfield	0	0	0	0	0	-	0	0
Fayette	2	15	7	24	17	77%	7	0
Franklin	654	1,101	196	1,951	1,233	95%	718	22
Fulton	4	7	7	18	14	100%	4	0
Gallia	34	68	0	102	66	97%	36	0
Geauga	0	11	1	12	7	58%	5	0
Greene	38	13	0	51	38	292%	13	1
Guernsey	0	2	3	5	4	80%	1	0
Hamilton	324	282	176	782	488	107%	294	1
Hancock	61	208	3	272	240	114%	32	0
Hardin	25	7	2	34	14	156%	20	0
Harrison	0	2	16	18	17	94%	1	0
Henry	12	49	3	64	52	100%	12	1
Highland	15	24	11	50	48	137%	2	0
Hocking	37	14	0	51	46	329%	5	0
Holmes	4	4	0	8	8	200%	0	0
Huron	3	28	0	31	23	82%	8	0
Jackson	7	9	2	18	7	64%	11	3
Jefferson	183	141	203	527	393	114%	134	17
Knox	16	9	9	34	28	156%	6	1
Lake	48	70	0	118	81	116%	37	0
Lawrence	112	101	2	215	182	177%	33	8

Courts of Common Pleas – Juvenile Division

Parentage Overall Caseloads

2011

County	Cases Pending January 1	New Filings	Reactivations and Transfers	Total Cases	Total Terminations	Clearance Rate	Cases Pending December 31	Cases Pending Beyond Time Guidelines
Licking	0	0	0	0	0	-	0	0
Logan	9	14	0	23	13	93%	10	0
Lorain	137	152	28	317	269	149%	48	0
Lucas	345	626	228	1,199	890	104%	309	13
Madison	4	13	6	23	13	68%	10	0
Mahoning	114	189	11	314	222	111%	92	0
Marion	75	311	16	402	309	94%	93	3
Medina	0	0	2	2	2	100%	0	0
Meigs	120	68	346	534	457	110%	77	0
Mercer	8	10	3	21	16	123%	5	1
Miami	31	49	14	94	75	119%	19	0
Monroe	0	0	0	0	0	-	0	0
Montgomery	351	643	78	1,072	674	93%	398	11
Morgan	1	0	11	12	10	91%	2	0
Morrow	6	3	10	19	14	108%	5	1
Muskingum	0	0	0	0	0	-	0	0
Noble	1	0	0	1	1	-	0	0
Ottawa	2	5	13	20	17	94%	3	0
Paulding	6	1	2	9	4	133%	5	3
Perry	24	4	57	85	65	107%	20	2
Pickaway	109	122	301	532	408	96%	124	4
Pike	2	5	1	8	4	67%	4	0
Portage	12	25	4	41	31	107%	10	0
Preble	2	6	1	9	6	86%	3	0
Putnam	39	51	18	108	80	116%	28	1
Richland	0	0	0	0	0	-	0	0
Ross	21	28	0	49	19	68%	30	10
Sandusky	4	16	6	26	16	73%	10	0
Scioto	0	0	0	0	0	-	0	0
Seneca	21	42	11	74	59	111%	15	0
Shelby	4	15	1	20	15	94%	5	0
Stark	65	185	25	275	225	107%	50	0
Summit	0	0	0	0	0	-	0	0
Trumbull	141	185	42	368	217	96%	151	10
Tuscarawas	532	350	0	882	161	46%	721	0
Union	0	0	0	0	0	-	0	0
Van Wert	39	61	11	111	94	131%	17	0
Vinton	13	16	11	40	29	107%	11	2
Warren	45	1	63	109	30	47%	79	1
Washington	2	4	0	6	4	100%	2	0
Wayne	11	27	10	48	30	81%	18	0
Williams	2	5	0	7	6	120%	1	0
Wood	19	25	11	55	51	142%	4	0
Wyandot	13	40	3	56	42	98%	14	1
Statewide	7,323	9,001	2,891	19,215	12,371	104%	6,844	848

Courts of Common Pleas – Juvenile Division

Parentage Terminations

2011

County	Trial by Judge	Trial by Magistrate	Dismissal	Admission to Judge	Admission to Magistrate	Unavailability of Party	Transferred Out	Private Judge	Interlocutory Appeal/Order	Other Terminations	Total Terminations
Adams	1	9	10	7	1	0	0	0	0	10	38
Allen	0	70	19	186	20	2	0	0	0	142	439
Ashland	1	9	4	1	0	2	0	0	0	2	19
Ashtabula	0	0	0	0	0	0	0	0	0	362	362
Athens	3	5	4	0	13	5	0	0	0	2	32
Auglaize	3	0	3	44	0	0	0	0	0	0	50
Belmont	2	40	23	1	17	0	0	0	0	0	83
Brown	0	0	0	45	0	0	0	0	0	0	45
Butler	0	32	79	0	13	15	0	0	0	78	217
Carroll	1	0	1	0	0	0	0	0	0	2	4
Champaign	0	0	6	0	0	1	4	0	0	13	24
Clark	5	36	20	1	0	1	0	0	0	3	66
Clermont	1	6	13	0	3	0	0	0	0	275	298
Clinton	0	1	16	1	59	12	3	0	0	5	97
Columbiana	0	0	14	5	308	3	0	0	0	0	330
Coshocton	0	1	4	0	8	0	0	0	0	0	13
Crawford	0	5	4	0	121	0	0	0	0	0	130
Cuyahoga	1	130	672	317	249	434	263	0	0	295	2,361
Darke	0	0	5	14	7	0	0	0	0	0	26
Defiance	0	0	0	1	2	0	0	0	0	0	3
Delaware	0	12	13	2	62	0	1	0	0	37	127
Erie	0	1	8	0	14	0	0	0	0	0	23
Fairfield	0	0	0	0	0	0	0	0	0	0	0
Fayette	6	2	4	0	1	1	0	0	0	3	17
Franklin	8	88	531	26	462	0	26	1	3	88	1,233
Fulton	0	0	4	0	7	0	0	0	0	3	14
Gallia	1	35	30	0	0	0	0	0	0	0	66
Geauga	0	0	0	5	0	0	0	0	0	2	7
Greene	10	20	8	0	0	0	0	0	0	0	38
Guernsey	1	1	1	0	0	0	0	0	0	1	4
Hamilton	1	287	142	1	31	18	1	0	0	7	488
Hancock	0	33	20	0	186	0	0	0	0	1	240
Hardin	0	0	2	11	0	0	1	0	0	0	14
Harrison	1	11	1	0	0	0	0	0	0	4	17
Henry	0	0	5	5	41	0	0	0	0	1	52
Highland	36	0	9	1	0	1	0	0	0	1	48
Hocking	4	19	6	0	0	4	0	0	0	13	46
Holmes	0	0	3	1	0	0	0	0	0	4	8
Huron	1	5	4	0	13	0	0	0	0	0	23
Jackson	0	0	4	0	0	0	0	0	0	3	7
Jefferson	0	171	8	160	4	46	0	0	0	4	393
Knox	0	0	5	0	0	0	0	0	0	23	28
Lake	0	21	10	0	27	2	1	0	0	20	81
Lawrence	0	0	11	0	113	0	0	0	0	58	182

Courts of Common Pleas – Juvenile Division

Parentage Terminations

2011

County	Trial by Judge	Trial by Magistrate	Dismissal	Admission to Judge	Admission to Magistrate	Unavailability of Party	Transferred Out	Private Judge	Interlocutory Appeal/Order	Other Terminations	Total Terminations
Licking	0	0	0	0	0	0	0	0	0	0	0
Logan	0	0	0	0	13	0	0	0	0	0	13
Lorain	6	5	74	174	2	8	0	0	0	0	269
Lucas	10	360	174	0	20	286	10	0	0	30	890
Madison	1	0	7	3	0	0	0	0	0	2	13
Mahoning	0	140	71	4	1	0	0	0	0	6	222
Marion	63	6	92	119	1	0	1	0	0	27	309
Medina	0	0	2	0	0	0	0	0	0	0	2
Meigs	117	58	115	147	0	0	0	0	0	20	457
Mercer	1	0	2	2	0	0	0	0	0	11	16
Miami	10	46	10	1	2	2	0	0	0	4	75
Monroe	0	0	0	0	0	0	0	0	0	0	0
Montgomery	0	126	284	4	179	74	1	0	0	6	674
Morgan	1	0	2	0	0	0	0	0	0	7	10
Morrow	0	0	4	0	1	5	0	0	0	4	14
Muskingum	0	0	0	0	0	0	0	0	0	0	0
Noble	1	0	0	0	0	0	0	0	0	0	1
Ottawa	0	0	4	2	6	5	0	0	0	0	17
Paulding	0	0	0	4	0	0	0	0	0	0	4
Perry	4	19	13	0	0	2	0	0	0	27	65
Pickaway	0	0	101	0	62	73	1	0	0	171	408
Pike	3	0	0	0	0	0	0	0	0	1	4
Portage	0	8	5	0	15	3	0	0	0	0	31
Preble	0	2	0	0	0	0	0	0	0	4	6
Putnam	3	0	10	59	0	1	0	0	0	7	80
Richland	0	0	0	0	0	0	0	0	0	0	0
Ross	0	0	2	8	9	0	0	0	0	0	19
Sandusky	0	1	2	0	5	0	0	0	0	8	16
Scioto	0	0	0	0	0	0	0	0	0	0	0
Seneca	0	28	4	1	22	0	0	0	0	4	59
Shelby	0	0	4	0	9	0	0	0	0	2	15
Stark	11	77	118	9	5	0	0	0	0	5	225
Summit	0	0	0	0	0	0	0	0	0	0	0
Trumbull	0	0	21	0	0	0	0	0	0	196	217
Tuscarawas	0	0	78	8	71	0	4	0	0	0	161
Union	0	0	0	0	0	0	0	0	0	0	0
Van Wert	0	35	9	0	48	0	2	0	0	0	94
Vinton	0	0	4	18	0	0	0	0	0	7	29
Warren	0	3	2	0	0	11	0	0	0	14	30
Washington	0	0	1	1	2	0	0	0	0	0	4
Wayne	0	0	5	4	18	3	0	0	0	0	30
Williams	0	0	1	0	5	0	0	0	0	0	6
Wood	0	1	15	10	25	0	0	0	0	0	51
Wyandot	0	8	1	23	8	0	1	0	0	1	42
Statewide	318	1,973	2,963	1,436	2,311	1,020	320	1	3	2,026	12,371

Courts of Common Pleas – Juvenile Division

Uniform Interstate Family Support Act Overall Caseloads

2011

County	Cases Pending January 1	New Filings	Reactivations and Transfers	Total Cases	Total Terminations	Clearance Rate	Cases Pending December 31	Cases Pending Beyond Time Guidelines
Adams	5	7	8	20	16	107%	4	2
Allen	0	0	0	0	0	-	0	0
Ashland	2	9	2	13	8	73%	5	0
Ashtabula	0	0	0	0	0	-	0	0
Athens	0	0	0	0	0	-	0	0
Auglaize	0	3	0	3	3	100%	0	0
Belmont	0	0	0	0	0	-	0	0
Brown	0	0	0	0	0	-	0	0
Butler	1	3	0	4	2	67%	2	0
Carroll	0	0	0	0	0	-	0	0
Champaign	0	6	2	8	7	88%	1	0
Clark	0	0	0	0	0	-	0	0
Clermont	0	0	0	0	0	-	0	0
Clinton	0	0	0	0	0	-	0	0
Columbiana	0	0	0	0	0	-	0	0
Coshocton	1	1	0	2	2	200%	0	0
Crawford	0	4	0	4	4	100%	0	0
Cuyahoga	218	230	15	463	363	148%	100	60
Darke	0	0	0	0	0	-	0	0
Defiance	0	0	0	0	0	-	0	0
Delaware	9	24	1	34	26	104%	8	2
Erie	0	0	0	0	0	-	0	0
Fairfield	0	0	0	0	0	-	0	0
Fayette	0	0	0	0	0	-	0	0
Franklin	12	170	1	183	145	85%	38	0
Fulton	0	0	0	0	0	-	0	0
Gallia	5	16	0	21	11	69%	10	6
Geauga	1	4	0	5	4	100%	1	0
Greene	0	0	0	0	0	-	0	0
Guernsey	0	0	0	0	0	-	0	0
Hamilton	0	0	0	0	0	-	0	0
Hancock	2	16	0	18	17	106%	1	0
Hardin	18	7	0	25	9	129%	16	0
Harrison	0	0	1	1	0	0%	1	0
Henry	0	0	0	0	0	-	0	0
Highland	1	0	0	1	1	-	0	0
Hocking	0	0	0	0	0	-	0	0
Holmes	0	0	0	0	0	-	0	0
Huron	0	0	0	0	0	-	0	0
Jackson	1	2	1	4	3	100%	1	0
Jefferson	34	44	24	102	88	129%	14	5
Knox	2	6	5	13	13	118%	0	0
Lake	2	13	0	15	13	100%	2	0
Lawrence	0	0	0	0	0	-	0	0

Courts of Common Pleas – Juvenile Division

Uniform Interstate Family Support Act Overall Caseloads

2011

County	Cases Pending January 1	New Filings	Reactivations and Transfers	Total Cases	Total Terminations	Clearance Rate	Cases Pending December 31	Cases Pending Beyond Time Guidelines
Licking	0	0	0	0	0	-	0	0
Logan	2	23	0	25	13	57%	12	6
Lorain	0	0	0	0	0	-	0	0
Lucas	39	206	36	281	249	103%	32	20
Madison	0	0	0	0	0	-	0	0
Mahoning	24	125	1	150	112	89%	38	6
Marion	4	34	3	41	37	100%	4	2
Medina	0	0	0	0	0	-	0	0
Meigs	3	3	11	17	13	93%	4	0
Mercer	0	0	0	0	0	-	0	0
Miami	5	17	1	23	16	89%	7	3
Monroe	2	1	0	3	2	200%	1	0
Montgomery	0	207	1	208	208	100%	0	0
Morgan	0	3	3	6	6	100%	0	0
Morrow	1	4	4	9	6	75%	3	2
Muskingum	0	0	0	0	0	-	0	0
Noble	0	0	0	0	0	-	0	0
Ottawa	0	0	0	0	0	-	0	0
Paulding	1	2	4	7	3	50%	4	2
Perry	4	1	8	13	10	111%	3	2
Pickaway	0	0	0	0	0	-	0	0
Pike	1	4	1	6	6	120%	0	0
Portage	0	0	0	0	0	-	0	0
Preble	0	11	0	11	10	91%	1	0
Putnam	0	0	0	0	0	-	0	0
Richland	0	0	0	0	0	-	0	0
Ross	0	0	0	0	0	-	0	0
Sandusky	1	1	0	2	2	200%	0	0
Scioto	0	0	0	0	0	-	0	0
Seneca	1	7	1	9	8	100%	1	0
Shelby	0	2	0	2	2	100%	0	0
Stark	7	101	30	138	123	94%	15	3
Summit	0	0	0	0	0	-	0	0
Trumbull	0	0	0	0	0	-	0	0
Tuscarawas	0	0	0	0	0	-	0	0
Union	0	0	0	0	0	-	0	0
Van Wert	0	2	1	3	1	33%	2	1
Vinton	0	0	0	0	0	-	0	0
Warren	3	0	0	3	2	-	1	0
Washington	0	0	0	0	0	-	0	0
Wayne	0	0	0	0	0	-	0	0
Williams	0	0	0	0	0	-	0	0
Wood	0	0	0	0	0	-	0	0
Wyandot	2	3	0	5	5	167%	0	0
Statewide	414	1,322	165	1,901	1,569	106%	332	122

Courts of Common Pleas – Juvenile Division

Uniform Interstate Family Support Act Terminations

2011

County	Trial by Judge	Trial by Magistrate	Dismissal	Admission to Judge	Admission to Magistrate	Unavailability of Party	Transferred Out	Private Judge	Interlocutory Appeal/Order	Other Terminations	Total Terminations
Adams	1	4	4	3	1	0	0	0	0	3	16
Allen	0	0	0	0	0	0	0	0	0	0	0
Ashland	0	0	0	0	0	0	0	0	0	8	8
Ashtabula	0	0	0	0	0	0	0	0	0	0	0
Athens	0	0	0	0	0	0	0	0	0	0	0
Auglaize	1	0	0	2	0	0	0	0	0	0	3
Belmont	0	0	0	0	0	0	0	0	0	0	0
Brown	0	0	0	0	0	0	0	0	0	0	0
Butler	0	1	0	0	0	0	0	0	0	1	2
Carroll	0	0	0	0	0	0	0	0	0	0	0
Champaign	0	0	2	0	1	0	2	0	0	2	7
Clark	0	0	0	0	0	0	0	0	0	0	0
Clermont	0	0	0	0	0	0	0	0	0	0	0
Clinton	0	0	0	0	0	0	0	0	0	0	0
Columbiana	0	0	0	0	0	0	0	0	0	0	0
Coshocton	0	0	0	0	1	0	0	0	0	1	2
Crawford	0	0	0	0	4	0	0	0	0	0	4
Cuyahoga	0	1	0	1	59	113	3	0	0	186	363
Darke	0	0	0	0	0	0	0	0	0	0	0
Defiance	0	0	0	0	0	0	0	0	0	0	0
Delaware	0	10	7	0	8	0	0	0	0	1	26
Erie	0	0	0	0	0	0	0	0	0	0	0
Fairfield	0	0	0	0	0	0	0	0	0	0	0
Fayette	0	0	0	0	0	0	0	0	0	0	0
Franklin	1	5	29	0	27	0	0	0	0	83	145
Fulton	0	0	0	0	0	0	0	0	0	0	0
Gallia	0	4	7	0	0	0	0	0	0	0	11
Geauga	0	0	1	2	0	1	0	0	0	0	4
Greene	0	0	0	0	0	0	0	0	0	0	0
Guernsey	0	0	0	0	0	0	0	0	0	0	0
Hamilton	0	0	0	0	0	0	0	0	0	0	0
Hancock	0	1	3	0	12	1	0	0	0	0	17
Hardin	0	0	4	4	0	1	0	0	0	0	9
Harrison	0	0	0	0	0	0	0	0	0	0	0
Henry	0	0	0	0	0	0	0	0	0	0	0
Highland	0	0	1	0	0	0	0	0	0	0	1
Hocking	0	0	0	0	0	0	0	0	0	0	0
Holmes	0	0	0	0	0	0	0	0	0	0	0
Huron	0	0	0	0	0	0	0	0	0	0	0
Jackson	0	1	0	0	0	0	0	0	0	2	3
Jefferson	0	38	3	29	0	16	0	0	0	2	88
Knox	0	0	5	0	0	0	0	0	0	8	13
Lake	0	4	3	0	2	3	0	0	0	1	13
Lawrence	0	0	0	0	0	0	0	0	0	0	0

Courts of Common Pleas – Juvenile Division
Uniform Interstate Family Support Act Terminations
2011

County	Trial by Judge	Trial by Magistrate	Dismissal	Admission to Judge	Admission to Magistrate	Unavailability of Party	Transferred Out	Private Judge	Interlocutory Appeal/Order	Other Terminations	Total Terminations
Licking	0	0	0	0	0	0	0	0	0	0	0
Logan	0	0	0	0	13	0	0	0	0	0	13
Lorain	0	0	0	0	0	0	0	0	0	0	0
Lucas	0	56	24	0	1	36	0	0	0	132	249
Madison	0	0	0	0	0	0	0	0	0	0	0
Mahoning	0	56	0	5	0	0	0	0	0	51	112
Marion	8	0	14	9	1	1	0	0	0	4	37
Medina	0	0	0	0	0	0	0	0	0	0	0
Meigs	1	4	4	4	0	0	0	0	0	0	13
Mercer	0	0	0	0	0	0	0	0	0	0	0
Miami	0	8	2	0	0	0	0	0	0	6	16
Monroe	0	0	0	0	0	0	0	0	0	2	2
Montgomery	0	4	25	22	139	0	8	0	0	10	208
Morgan	3	0	0	0	0	0	0	0	0	3	6
Morrow	0	0	1	0	0	0	1	0	0	4	6
Muskingum	0	0	0	0	0	0	0	0	0	0	0
Noble	0	0	0	0	0	0	0	0	0	0	0
Ottawa	0	0	0	0	0	0	0	0	0	0	0
Paulding	0	0	1	2	0	0	0	0	0	0	3
Perry	0	2	1	0	0	0	0	0	0	7	10
Pickaway	0	0	0	0	0	0	0	0	0	0	0
Pike	1	0	0	0	0	0	0	0	0	5	6
Portage	0	0	0	0	0	0	0	0	0	0	0
Preble	0	9	0	0	0	0	0	0	0	1	10
Putnam	0	0	0	0	0	0	0	0	0	0	0
Richland	0	0	0	0	0	0	0	0	0	0	0
Ross	0	0	0	0	0	0	0	0	0	0	0
Sandusky	0	0	1	1	0	0	0	0	0	0	2
Scioto	0	0	0	0	0	0	0	0	0	0	0
Seneca	0	3	4	0	1	0	0	0	0	0	8
Shelby	0	0	0	0	2	0	0	0	0	0	2
Stark	0	7	12	17	0	0	4	0	0	83	123
Summit	0	0	0	0	0	0	0	0	0	0	0
Trumbull	0	0	0	0	0	0	0	0	0	0	0
Tuscarawas	0	0	0	0	0	0	0	0	0	0	0
Union	0	0	0	0	0	0	0	0	0	0	0
Van Wert	0	0	1	0	0	0	0	0	0	0	1
Vinton	0	0	0	0	0	0	0	0	0	0	0
Warren	0	0	0	0	0	0	0	0	0	2	2
Washington	0	0	0	0	0	0	0	0	0	0	0
Wayne	0	0	0	0	0	0	0	0	0	0	0
Williams	0	0	0	0	0	0	0	0	0	0	0
Wood	0	0	0	0	0	0	0	0	0	0	0
Wyandot	0	0	1	1	3	0	0	0	0	0	5
Statewide	16	218	160	102	275	172	18	0	0	608	1,569

Courts of Common Pleas – Juvenile Division

All Others Overall Caseloads

2011

County	Cases Pending January 1	New Filings	Reactivations and Transfers	Total Cases	Total Terminations	Clearance Rate	Cases Pending December 31	Cases Pending Beyond Time Guidelines
Adams	0	7	0	7	6	86%	1	0
Allen	0	47	0	47	46	98%	1	0
Ashland	0	12	1	13	13	100%	0	0
Ashtabula	99	3	0	102	0	0%	102	101
Athens	0	1	0	1	1	100%	0	0
Auglaize	2	7	0	9	9	129%	0	0
Belmont	205	26	325	556	429	122%	127	34
Brown	0	3	0	3	2	67%	1	0
Butler	67	97	7	171	114	110%	57	0
Carroll	0	1	0	1	1	100%	0	0
Champaign	2	6	0	8	8	133%	0	0
Clark	1	16	0	17	15	94%	2	0
Clermont	36	95	198	329	314	107%	15	2
Clinton	6	8	1	15	3	33%	12	0
Columbiana	3	19	4	26	23	100%	3	0
Coshocton	0	1	0	1	1	100%	0	0
Crawford	1	1	0	2	2	200%	0	0
Cuyahoga	0	93	0	93	80	86%	13	0
Darke	0	30	0	30	29	97%	1	0
Defiance	0	0	0	0	0	-	0	0
Delaware	2	5	1	8	3	50%	5	3
Erie	5	107	20	132	126	99%	6	1
Fairfield	0	45	11	56	56	100%	0	0
Fayette	0	25	2	27	27	100%	0	0
Franklin	1,433	638	5,421	7,492	6,639	110%	853	155
Fulton	1	8	2	11	8	80%	3	0
Gallia	49	80	0	129	108	135%	21	1
Geauga	178	16	3,293	3,487	3,293	100%	194	0
Greene	2	10	0	12	9	90%	3	0
Guernsey	1	0	0	1	1	-	0	0
Hamilton	0	0	0	0	0	-	0	0
Hancock	0	8	8	16	15	94%	1	0
Hardin	62	1	0	63	1	100%	62	0
Harrison	2	28	1	31	28	97%	3	0
Henry	4	7	0	11	4	57%	7	5
Highland	0	12	0	12	12	100%	0	0
Hocking	67	9	0	76	72	800%	4	2
Holmes	0	3	0	3	3	100%	0	0
Huron	0	8	0	8	8	100%	0	0
Jackson	3	66	2	71	59	87%	12	3
Jefferson	47	317	7	371	290	90%	81	9
Knox	0	0	1	1	0	0%	1	1
Lake	1	6	0	7	6	100%	1	0
Lawrence	0	5	0	5	0	0%	5	3

Courts of Common Pleas – Juvenile Division

All Others Overall Caseloads

2011

County	Cases Pending January 1	New Filings	Reactivations and Transfers	Total Cases	Total Terminations	Clearance Rate	Cases Pending December 31	Cases Pending Beyond Time Guidelines
Licking	0	10	0	10	10	100%	0	0
Logan	1	8	0	9	9	113%	0	0
Lorain	6	60	3	69	55	87%	14	0
Lucas	35	108	6	149	138	121%	11	0
Madison	2	32	6	40	40	105%	0	0
Mahoning	30	163	91	284	235	93%	49	5
Marion	4	23	1	28	24	100%	4	0
Medina	0	1	1	2	2	100%	0	0
Meigs	0	14	0	14	13	93%	1	0
Mercer	0	0	2	2	2	100%	0	0
Miami	1	11	0	12	7	64%	5	0
Monroe	3	0	14	17	14	100%	3	0
Montgomery	10	94	2	106	100	104%	6	0
Morgan	0	5	3	8	5	63%	3	0
Morrow	3	8	4	15	11	92%	4	3
Muskingum	71	42	215	328	245	95%	83	10
Noble	0	2	0	2	1	50%	1	0
Ottawa	1	9	0	10	7	78%	3	0
Paulding	0	0	0	0	0	-	0	0
Perry	2	6	11	19	14	82%	5	2
Pickaway	4	7	5	16	16	133%	0	0
Pike	0	49	0	49	49	100%	0	0
Portage	0	7	0	7	7	100%	0	0
Preble	4	19	1	24	22	110%	2	1
Putnam	3	2	18	23	21	105%	2	2
Richland	120	15	488	623	524	104%	99	5
Ross	0	109	0	109	109	100%	0	0
Sandusky	4	7	13	24	22	110%	2	1
Scioto	0	5	0	5	5	100%	0	0
Seneca	2	29	2	33	29	94%	4	1
Shelby	5	4	115	124	114	96%	10	0
Stark	35	72	1	108	77	105%	31	0
Summit	3	32	0	35	28	88%	7	0
Trumbull	0	6	0	6	5	83%	1	0
Tuscarawas	1	5	0	6	6	120%	0	0
Union	0	27	0	27	25	93%	2	1
Van Wert	0	4	0	4	4	100%	0	0
Vinton	1	0	0	1	1	-	0	0
Warren	13	18	3	34	18	86%	16	0
Washington	0	1	0	1	1	100%	0	0
Wayne	58	28	126	212	108	70%	104	24
Williams	1	6	1	8	8	114%	0	0
Wood	0	4	0	4	4	100%	0	0
Wyandot	0	1	1	2	2	100%	0	0
Statewide	2,702	2,930	10,438	16,070	14,001	105%	2,069	375

Courts of Common Pleas – Juvenile Division

All Others Terminations

2011

County	Trial by Judge	Trial by Magistrate	Dismissal	Admission to Judge	Admission to Magistrate	Unavailability of Party	Transferred Out	Private Judge	Interlocutory Appeal/Order	Other Terminations	Total Terminations
Adams	0	1	0	0	0	0	0	0	0	5	6
Allen	0	0	0	0	0	0	0	0	0	46	46
Ashland	1	2	0	0	0	0	0	0	0	10	13
Ashtabula	0	0	0	0	0	0	0	0	0	0	0
Athens	0	0	0	0	0	0	0	0	0	1	1
Auglaize	1	0	3	4	0	0	1	0	0	0	9
Belmont	8	180	128	24	81	0	2	0	0	6	429
Brown	0	0	0	1	1	0	0	0	0	0	2
Butler	0	13	17	0	0	0	0	0	0	84	114
Carroll	0	0	0	1	0	0	0	0	0	0	1
Champaign	2	0	4	0	0	0	1	0	0	1	8
Clark	0	0	14	1	0	0	0	0	0	0	15
Clermont	1	13	51	11	153	1	0	0	0	84	314
Clinton	0	0	1	0	2	0	0	0	0	0	3
Columbiana	0	0	0	23	0	0	0	0	0	0	23
Coshocton	0	0	1	0	0	0	0	0	0	0	1
Crawford	0	0	2	0	0	0	0	0	0	0	2
Cuyahoga	37	18	19	0	0	0	0	0	0	6	80
Darke	0	0	4	14	1	0	0	0	0	10	29
Defiance	0	0	0	0	0	0	0	0	0	0	0
Delaware	0	0	1	0	1	0	0	0	0	1	3
Erie	0	5	16	0	13	0	0	0	0	92	126
Fairfield	0	0	4	0	0	0	5	0	0	47	56
Fayette	6	0	0	0	0	0	0	0	0	21	27
Franklin	72	181	286	47	483	7	25	0	370	5,168	6,639
Fulton	0	0	0	2	0	0	3	0	0	3	8
Gallia	0	56	43	9	0	0	0	0	0	0	108
Geauga	0	0	5	20	0	1	0	0	0	3,267	3,293
Greene	2	3	4	0	0	0	0	0	0	0	9
Guernsey	1	0	0	0	0	0	0	0	0	0	1
Hamilton	0	0	0	0	0	0	0	0	0	0	0
Hancock	0	2	2	4	2	0	0	0	0	5	15
Hardin	0	0	0	1	0	0	0	0	0	0	1
Harrison	2	0	0	0	0	0	0	0	0	26	28
Henry	0	0	0	0	0	0	0	0	0	4	4
Highland	2	0	1	6	0	0	0	0	0	3	12
Hocking	2	9	3	0	0	0	0	0	0	58	72
Holmes	0	0	0	0	0	0	0	0	0	3	3
Huron	2	0	0	2	2	0	0	0	0	2	8
Jackson	0	0	1	0	0	0	0	0	0	58	59
Jefferson	0	4	34	50	1	0	1	0	0	200	290
Knox	0	0	0	0	0	0	0	0	0	0	0
Lake	0	0	2	0	0	0	0	0	0	4	6
Lawrence	0	0	0	0	0	0	0	0	0	0	0

Courts of Common Pleas – Juvenile Division

All Others Terminations

2011

County	Trial by Judge	Trial by Magistrate	Dismissal	Admission to Judge	Admission to Magistrate	Unavailability of Party	Transferred Out	Private Judge	Interlocutory Appeal/Order	Other Terminations	Total Terminations
Licking	0	0	8	0	0	0	0	0	0	2	10
Logan	5	0	4	0	0	0	0	0	0	0	9
Lorain	3	19	14	8	9	0	0	0	0	2	55
Lucas	8	67	56	0	1	0	0	0	0	6	138
Madison	2	0	2	4	0	0	0	0	0	32	40
Mahoning	5	106	37	2	9	0	0	0	0	76	235
Marion	0	1	4	0	6	0	4	0	0	9	24
Medina	0	1	1	0	0	0	0	0	0	0	2
Meigs	1	0	0	10	0	0	0	0	0	2	13
Mercer	0	0	0	2	0	0	0	0	0	0	2
Miami	6	0	1	0	0	0	0	0	0	0	7
Monroe	4	0	1	9	0	0	0	0	0	0	14
Montgomery	3	0	59	0	38	0	0	0	0	0	100
Morgan	2	0	0	1	0	0	0	0	0	2	5
Morrow	0	0	2	0	1	1	3	0	0	4	11
Muskingum	45	55	16	1	1	0	0	0	0	127	245
Noble	0	0	0	0	0	0	0	0	0	1	1
Ottawa	0	0	1	1	0	4	0	0	0	1	7
Paulding	0	0	0	0	0	0	0	0	0	0	0
Perry	0	4	3	0	0	0	0	0	0	7	14
Pickaway	0	0	5	1	0	0	3	0	0	7	16
Pike	2	0	0	0	0	0	0	0	0	47	49
Portage	1	0	0	0	0	0	0	0	0	6	7
Preble	0	2	0	0	0	0	0	0	0	20	22
Putnam	0	0	4	7	0	0	0	0	0	10	21
Richland	2	23	40	32	361	8	1	0	0	57	524
Ross	0	0	1	0	0	0	0	0	0	108	109
Sandusky	0	0	3	2	9	0	1	0	0	7	22
Scioto	1	4	0	0	0	0	0	0	0	0	5
Seneca	1	3	1	0	2	0	0	0	0	22	29
Shelby	1	0	23	60	15	1	6	0	0	8	114
Stark	2	0	0	1	0	0	0	0	0	74	77
Summit	6	7	10	0	0	0	0	0	0	5	28
Trumbull	0	0	0	0	0	0	0	0	0	5	5
Tuscarawas	0	0	0	0	6	0	0	0	0	0	6
Union	2	0	2	0	3	0	0	0	0	18	25
Van Wert	0	0	0	3	0	0	0	0	0	1	4
Vinton	0	0	0	0	0	0	0	0	0	1	1
Warren	0	1	3	0	1	0	0	0	0	13	18
Washington	0	0	0	1	0	0	0	0	0	0	1
Wayne	1	0	18	1	67	19	0	0	0	2	108
Williams	0	0	0	3	0	0	0	0	0	5	8
Wood	1	0	2	1	0	0	0	0	0	0	4
Wyandot	0	0	0	0	2	0	0	0	0	0	2
Statewide	243	780	967	370	1,271	42	56	0	370	9,902	14,001

MUNICIPAL COURTS

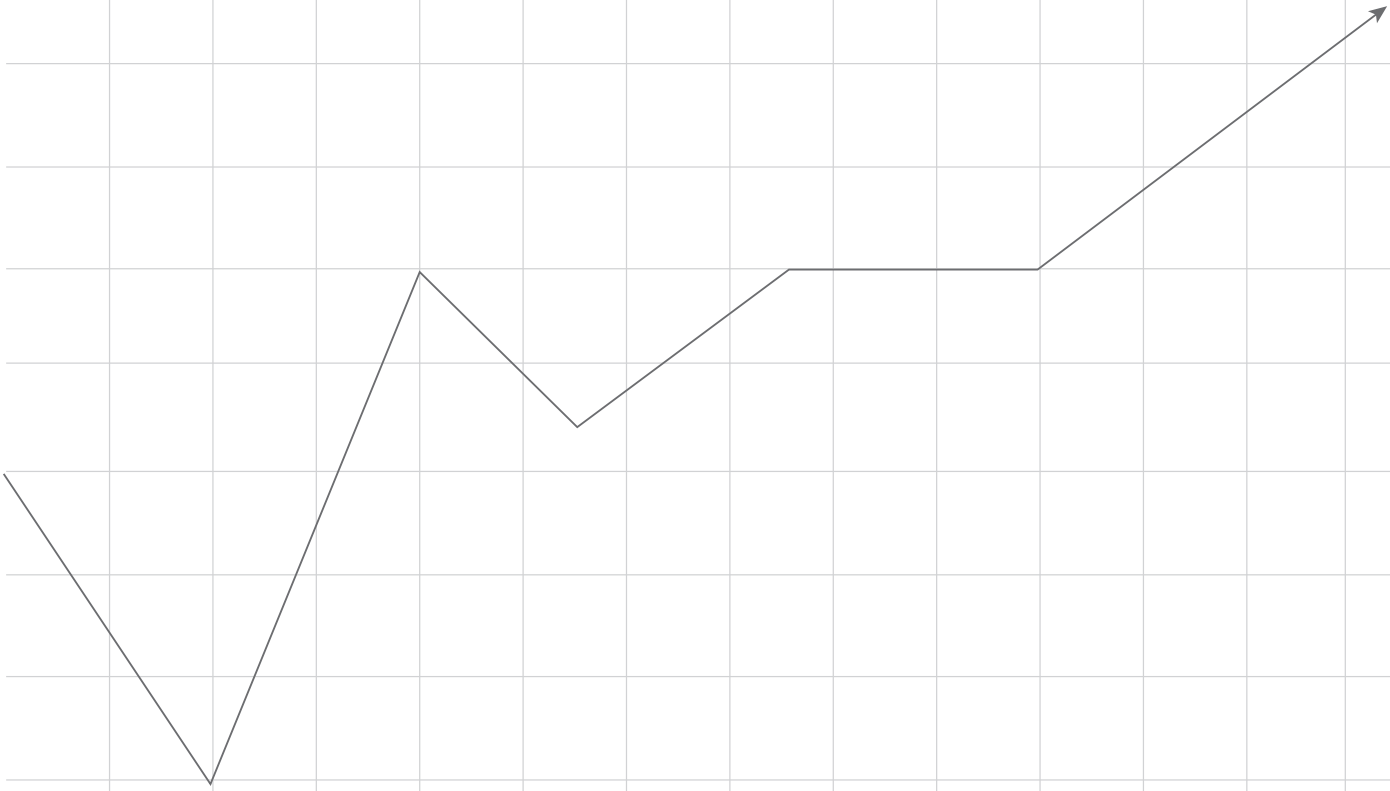

Municipal Courts

Composite Administrative Judge Report for the Entire State
2011

	Felonies	Misdemeanors	O.V.I.	Other Traffic	Personal Injury and Property Damage	Contracts	F.E.D.	Other Civil	Small Claims	Total
Cases Pending Beginning of Year	3,367	36,528	2,005	88,232	4,937	51,919	40,828	37,270	17,231	282,317
New Cases Filed	62,725	346,775	54,760	1,073,549	5,074	181,819	108,570	77,434	58,002	1,968,708
Transferred in, Reactivated or Redesignated Cases	15,550	106,982	3,028	132,471	1,850	11,725	3,661	11,102	2,456	288,825
Total Cases	81,642	490,285	59,793	1,294,252	11,861	245,463	153,059	125,806	77,689	2,539,850
Cases Terminated By:										
Hearing by Judge	6,584	73,793	8,083	101,940	2,753	113,198	19,397	8,204	11,798	345,750
Hearing by Magistrate	X	19,401	656	90,904	301	6,695	25,927	3,626	27,820	175,330
Transfer (Includes individual judge assignment)	22,317	196,381	45,274	169,260	1,557	26,307	10,862	3,223	867	476,048
Dismissal: Lack of Speedy Trial (CR) or Want of Prosecution (CV)	17	145	35	128	189	7,888	30,729	476	3,283	42,890
Other Dismissals	31,591	31,128	619	25,414	639	24,289	18,514	2,629	13,132	147,955
Violations Bureau	X	21,941	X	656,887	X	X	X	X	X	678,828
Unavailability of Accused	15,518	89,533	2,494	152,288	18	336	9	15	89	260,300
Bankruptcy Stay or Interlocutory Appeal	3	61	0	4	35	3,776	199	159	377	4,614
All Other Terminations	2,062	36,665	231	14,632	3,144	9,758	2,489	82,807	5,936	157,724
Total Terminations	78,092	469,048	57,392	1,211,457	8,636	192,247	108,126	101,139	63,302	2,289,439
Cases Pending End of Year	3,550	21,237	2,401	82,795	3,225	53,216	44,933	24,667	14,387	250,411
Time Guideline (Months)	**1**	**6**	**6**	**6**	**24**	**12**	**12**	**12**	**6**	**X**
Cases Pending End of Year Beyond Time Guideline	537	1,171	77	1,841	13	1,259	2,212	368	1,240	8,718

"X" indicates data not applicable.

Municipal Courts

Composite Individual Judge Report for the Entire State

2011

	Misdemeanors	O.V.I.	Other Traffic	Personal Injury and Property Damage	Contracts	F.E.D.	Other Civil	Total
Cases Pending Beginning of Year	37,673	11,509	32,233	849	9,303	3,461	580	95,608
New Cases Filed	194,467	45,286	173,869	1,554	25,755	10,714	3,114	454,759
Transferred in, Reactivated or Redesignated Cases	60,522	4,359	50,294	116	1,222	163	236	116,912
Total Cases	292,662	61,154	256,396	2,519	36,280	14,338	3,930	667,279
Cases Terminated By:								
Jury Trial	431	130	102	12	88	3	5	771
Court Trial	5,633	743	6,902	129	2,745	3,215	278	19,645
Default	X	X	X	350	7,062	1,367	1,100	9,879
Guilty or No Contest Plea to Original Charge	77,558	30,896	74,155	X	X	X	X	182,609
Guilty or No Contest Plea to Reduced Charge	37,777	10,072	39,017	X	X	X	X	86,866
Dismissal: Lack of Speedy Trial (CR) or Want of Prosecution (CV)	102	13	161	29	273	944	40	1,562
Other Dismissals	63,647	2,097	45,232	860	9,760	3,881	735	126,212
Transferred Out	4,278	514	2,142	66	467	123	169	7,759
Referred to Private Judge	X	X	X	3	27	4	4	38
Unavailability of Accused	58,697	3,697	54,261	8	23	5	4	116,695
Bankruptcy Stay or Interlocutory Appeal	38	13	8	30	1,435	50	32	1,606
All Other Terminations	5,333	611	3,229	320	7,386	907	1,036	18,822
Total Terminations	253,494	48,786	225,209	1,807	29,266	10,499	3,403	572,464
Cases Pending End of Year	39,168	12,368	31,187	712	7,014	3,839	527	94,815
Time Guideline (Months)	**6**	**6**	**6**	**24**	**12**	**12**	**12**	**X**
Cases Pending End of Year Beyond Time Guideline	1,515	561	845	14	253	103	43	3,334

"X" indicates data not applicable.

Municipal Courts
Overall Caseloads
2011

Court	Judges	-----Population----- Total	Per Judge	New Filings, Transfers, -----and Reactivations----- Total	Per Judge	Per 1,000 Pop.	-----Terminations----- Total	Per Judge	Per 1,000 Pop.	Clearance Rate
Akron	6	237,795	39,633	54,117	9,020	228	54,096	9,016	227	100%
Alliance	1	42,428	42,428	7,054	7,054	166	6,923	6,923	163	98%
Ashland	1	53,139	53,139	13,212	13,212	249	12,971	12,971	244	98%
Ashtabula	1	32,775	32,775	7,692	7,692	235	7,697	7,697	235	100%
Athens County	1	64,757	64,757	13,791	13,791	213	13,790	13,790	213	100%
Auglaize County	1	45,949	45,949	9,166	9,166	199	9,263	9,263	202	101%
Avon Lake [PT]	1	47,756	47,756	2,827	2,827	59	2,837	2,837	59	100%
Barberton	2	113,197	56,599	14,569	7,285	129	14,493	7,247	128	99%
Bedford	2	80,086	40,043	17,091	8,546	213	17,382	8,691	217	102%
Bellefontaine	1	45,858	45,858	11,057	11,057	241	11,067	11,067	241	100%
Bellevue [PT]	1	12,097	12,097	3,168	3,168	262	3,050	3,050	252	96%
Berea	1	121,538	121,538	11,939	11,939	98	12,350	12,350	102	103%
Bowling Green	1	63,310	63,310	13,718	13,718	217	13,097	13,097	207	95%
Brown County	1	44,846	44,846	9,482	9,482	211	9,589	9,589	214	101%
Bryan	1	37,642	37,642	10,922	10,922	290	11,071	11,071	294	101%
Cambridge	1	40,087	40,087	10,449	10,449	261	10,441	10,441	260	100%
Campbell [PT]	1	9,627	9,627	2,485	2,485	258	2,400	2,400	249	97%
Canton	4	200,708	50,177	32,368	8,092	161	32,715	8,179	163	101%
Carroll County	1	28,836	28,836	2,946	2,946	102	3,004	3,004	104	102%
Celina	1	40,814	40,814	5,546	5,546	136	5,575	5,575	137	101%
Champaign County	1	40,097	40,097	5,397	5,397	135	5,199	5,199	130	96%
Chardon	1	93,389	93,389	11,428	11,428	122	11,561	11,561	124	101%
Chillicothe	2	78,064	39,032	17,156	8,578	220	17,187	8,594	220	100%
Circleville	1	55,698	55,698	13,494	13,494	242	13,596	13,596	244	101%
Clark County	3	138,333	46,111	25,995	8,665	188	25,625	8,542	185	99%
Clermont County	3	197,363	65,788	41,316	13,772	209	41,196	13,732	209	100%
Cleveland	12	398,012	33,168	173,238	14,437	435	180,628	15,052	454	104%
Cleveland (Housing)	1	398,012	398,012	20,179	20,179	51	19,773	19,773	50	98%
Cleveland Heights	1	46,121	46,121	19,314	19,314	419	19,926	19,926	432	103%
Clinton County	1	42,040	42,040	13,323	13,323	317	13,234	13,234	315	99%
Columbiana County	2	84,642	42,321	10,603	5,302	125	10,822	5,411	128	102%
Conneaut	1	12,841	12,841	2,991	2,991	233	3,018	3,018	235	101%
Coshocton	1	36,901	36,901	3,717	3,717	101	3,728	3,728	101	100%
Crawford County	1	43,784	43,784	11,662	11,662	266	11,431	11,431	261	98%
Darke County	1	52,194	52,194	5,149	5,149	99	5,074	5,074	97	99%
Dayton	5	141,527	28,305	48,752	9,750	344	49,443	9,889	349	101%
Defiance	1	39,037	39,037	8,980	8,980	230	9,062	9,062	232	101%
Delaware	2	174,214	87,107	21,686	10,843	124	21,622	10,811	124	100%
East Cleveland	1	17,843	17,843	12,837	12,837	719	12,126	12,126	680	94%
East Liverpool	1	23,199	23,199	3,314	3,314	143	3,213	3,213	138	97%
Eaton	1	42,270	42,270	7,244	7,244	171	7,154	7,154	169	99%
Elyria	2	120,568	60,284	20,058	10,029	166	19,797	9,899	164	99%
Erie County	1	14,766	14,766	7,924	7,924	537	7,832	7,832	530	99%
Euclid	1	48,920	48,920	11,706	11,706	239	11,896	11,896	243	102%

[PT] denotes the court contains part-time judgeships.

Municipal Courts
Overall Caseloads
2011

Court	Judges	-----Population----- Total	Per Judge	New Filings, Transfers, -----and Reactivations----- Total	Per Judge	Per 1,000 Pop.	-----Terminations----- Total	Per Judge	Per 1,000 Pop.	Clearance Rate
Fairborn	1	91,548	91,548	16,746	16,746	183	16,829	16,829	184	100%
Fairfield	1	42,510	42,510	11,525	11,525	271	11,484	11,484	270	100%
Fairfield County	2	146,156	73,078	22,745	11,373	156	22,168	11,084	152	97%
Findlay	2	70,342	35,171	15,074	7,537	214	14,788	7,394	210	98%
Fostoria	1	20,206	20,206	3,392	3,392	168	3,417	3,417	169	101%
Franklin [PT]	1	28,076	28,076	7,553	7,553	269	7,409	7,409	264	98%
Franklin County	14	1,163,414	83,101	215,519	15,394	185	214,801	15,343	185	100%
Franklin County (Env.)	1	1,163,414	1,163,414	7,199	7,199	6	7,273	7,273	6	101%
Fremont	1	26,338	26,338	8,474	8,474	322	8,372	8,372	318	99%
Gallipolis	1	30,934	30,934	8,159	8,159	264	8,324	8,324	269	102%
Garfield Heights	2	79,896	39,948	18,491	9,246	231	18,386	9,193	230	99%
Girard	1	41,170	41,170	7,767	7,767	189	7,524	7,524	183	97%
Hamilton	1	77,850	77,850	20,253	20,253	260	20,641	20,641	265	102%
Hamilton County	14	802,374	57,312	316,812	22,629	395	341,516	24,394	426	108%
Hardin County [PT]	1	32,058	32,058	4,315	4,315	135	4,267	4,267	133	99%
Hillsboro	1	36,864	36,864	5,780	5,780	157	5,824	5,824	158	101%
Hocking County	1	29,380	29,380	4,849	4,849	165	4,896	4,896	167	101%
Holmes County	1	42,366	42,366	3,410	3,410	80	3,290	3,290	78	96%
Huron [PT]	1	10,697	10,697	2,783	2,783	260	2,805	2,805	262	101%
Ironton	1	24,582	24,582	4,644	4,644	189	4,700	4,700	191	101%
Jackson County	1	33,225	33,225	10,248	10,248	308	10,182	10,182	306	99%
Kettering	2	119,077	59,539	19,815	9,908	166	19,755	9,878	166	100%
Lakewood	1	52,131	52,131	14,292	14,292	274	14,388	14,388	276	101%
Lawrence County [PT]	1	37,868	37,868	5,567	5,567	147	5,459	5,459	144	98%
Lebanon [PT]	1	34,712	34,712	7,027	7,027	202	7,077	7,077	204	101%
Licking County	2	166,492	83,246	22,351	11,176	134	22,068	11,034	133	99%
Lima	2	106,331	53,166	20,350	10,175	191	20,472	10,236	193	101%
Lorain	2	79,573	39,787	16,303	8,152	205	16,656	8,328	209	102%
Lyndhurst	1	57,777	57,777	16,126	16,126	279	15,894	15,894	275	99%
Madison County	1	43,435	43,435	16,593	16,593	382	16,536	16,536	381	100%
Mansfield	2	105,949	52,975	26,388	13,194	249	28,486	14,243	269	108%
Marietta	1	61,778	61,778	10,910	10,910	177	10,959	10,959	177	100%
Marion	1	66,501	66,501	17,657	17,657	266	17,878	17,878	269	101%
Marysville	1	52,300	52,300	8,166	8,166	156	8,188	8,188	157	100%
Mason [PT]	1	67,182	67,182	8,726	8,726	130	8,693	8,693	129	100%
Massillon	2	132,450	66,225	16,306	8,153	123	16,301	8,151	123	100%
Maumee	1	46,011	46,011	9,994	9,994	217	10,163	10,163	221	102%
Medina	1	125,691	125,691	13,508	13,508	107	13,500	13,500	107	100%
Mentor	1	54,602	54,602	9,748	9,748	179	9,784	9,784	179	100%
Miami County	2	103,271	51,636	20,677	10,339	200	20,427	10,214	198	99%
Miamisburg	1	72,307	72,307	13,586	13,586	188	13,664	13,664	189	101%
Middletown	1	71,329	71,329	18,322	18,322	257	18,164	18,164	255	99%
Montgomery Co. [PT]	4	114,927	28,732	21,897	5,474	191	21,755	5,439	189	99%
Morrow County	1	34,827	34,827	7,354	7,354	211	7,260	7,260	208	99%
Mount Vernon	1	60,921	60,921	9,111	9,111	150	9,071	9,071	149	100%
Napoleon	1	28,215	28,215	4,903	4,903	174	5,120	5,120	181	104%
New Philadelphia	1	66,545	66,545	9,983	9,983	150	10,395	10,395	156	104%
Newton Falls	1	29,221	29,221	9,629	9,629	330	9,796	9,796	335	102%

[PT] denotes the court contains part-time judgeships.

Municipal Courts
Overall Caseloads
2011

Court	Judges	-----Population----- Total	Per Judge	New Filings, Transfers, -----and Reactivations----- Total	Per Judge	Per 1,000 Pop.	-----Terminations----- Total	Per Judge	Per 1,000 Pop.	Clearance Rate
Niles	1	29,897	29,897	5,206	5,206	174	5,172	5,172	173	99%
Norwalk	1	54,590	54,590	13,980	13,980	256	13,945	13,945	255	100%
Oakwood [PT]	1	9,202	9,202	1,769	1,769	192	1,791	1,791	195	101%
Oberlin	1	45,841	45,841	8,005	8,005	175	8,033	8,033	175	100%
Oregon	1	23,523	23,523	6,324	6,324	269	6,384	6,384	271	101%
Ottawa County	1	41,428	41,428	6,613	6,613	160	6,524	6,524	157	99%
Painesville	1	89,304	89,304	12,404	12,404	139	12,395	12,395	139	100%
Parma	3	176,858	58,953	26,653	8,884	151	26,621	8,874	151	100%
Perrysburg	1	59,535	59,535	13,529	13,529	227	13,258	13,258	223	98%
Portage Co. (Kent)	1	80,709	80,709	10,528	10,528	130	10,548	10,548	131	100%
Portage Co. (Ravenna)	2	80,710	40,355	26,787	13,394	332	27,094	13,547	336	101%
Portsmouth	2	79,499	39,750	14,030	7,015	176	14,016	7,008	176	100%
Putnam County	1	34,499	34,499	2,808	2,808	81	2,774	2,774	80	99%
Rocky River	2	118,137	59,069	29,773	14,887	252	29,656	14,828	251	100%
Sandusky	1	39,479	39,479	13,961	13,961	354	13,763	13,763	349	99%
Shaker Heights	1	60,508	60,508	14,321	14,321	237	14,068	14,068	232	98%
Shelby [PT]	1	18,526	18,526	1,799	1,799	97	1,788	1,788	97	99%
Sidney	1	49,423	49,423	7,923	7,923	160	8,009	8,009	162	101%
South Euclid	1	22,295	22,295	6,309	6,309	283	6,532	6,532	293	104%
Steubenville	1	18,659	18,659	3,909	3,909	209	3,981	3,981	213	102%
Stow	2	190,789	95,395	22,302	11,151	117	22,211	11,106	116	100%
Struthers [PT]	1	35,159	35,159	4,713	4,713	134	4,738	4,738	135	101%
Sylvania	1	77,278	77,278	13,709	13,709	177	13,817	13,817	179	101%
Tiffin	1	43,622	43,622	5,898	5,898	135	5,909	5,909	135	100%
Toledo	6	295,003	49,167	100,782	16,797	342	103,259	17,210	350	102%
Toledo (Housing)	1	295,003	295,003	7,791	7,791	26	7,637	7,637	26	98%
Upper Sandusky	1	22,615	22,615	6,883	6,883	304	6,928	6,928	306	101%
Van Wert	1	28,744	28,744	4,729	4,729	165	4,622	4,622	161	98%
Vandalia	1	78,580	78,580	19,310	19,310	246	19,024	19,024	242	99%
Vermilion [PT]	1	19,753	19,753	4,684	4,684	237	4,701	4,701	238	100%
Wadsworth	1	46,641	46,641	8,314	8,314	178	8,579	8,579	184	103%
Warren	2	75,111	37,556	15,861	7,931	211	15,663	7,832	209	99%
Washington C. H.	1	29,030	29,030	6,604	6,604	227	6,558	6,558	226	99%
Wayne County	2	114,520	57,260	15,720	7,860	137	15,613	7,807	136	99%
Willoughby	1	86,135	86,135	16,020	16,020	186	15,860	15,860	184	99%
Xenia	1	69,558	69,558	13,024	13,024	187	12,868	12,868	185	99%
Youngstown	3	66,982	22,327	13,264	4,421	198	12,958	4,319	193	98%
Zanesville	1	25,487	25,487	6,117	6,117	240	5,088	5,088	200	83%
Statewide	217	11,536,504	48,683	2,374,445	10,942	191	2,407,144	11,093	194	101%

All population data from 2010 U.S. Census.

[PT] denotes the court contains part-time judgeships.

Municipal Courts
Felony Overall Caseloads
2011

Court	Cases Pending January 1	New Filings	Reactivations and Transfers	Total Cases	Total Terminations	Clearance Rate	Cases Pending December 31	Cases Pending Beyond Time Guidelines
Akron	105	3,566	1,192	4,863	4,653	98%	210	0
Alliance	19	443	20	482	472	102%	10	0
Ashland	0	0	0	0	0	-	0	0
Ashtabula	37	352	46	435	402	101%	33	9
Athens County	4	279	22	305	298	99%	7	0
Auglaize County	4	59	8	71	69	103%	2	0
Avon Lake [PT]	13	146	42	201	189	101%	12	5
Barberton	31	654	216	901	851	98%	50	0
Bedford	3	3	0	6	6	200%	0	0
Bellefontaine	5	270	28	303	289	97%	14	0
Bellevue [PT]	2	69	17	88	86	100%	2	1
Berea	6	9	1	16	15	150%	1	0
Bowling Green	14	267	0	281	261	98%	20	0
Brown County	61	477	314	852	816	103%	36	12
Bryan	0	72	8	80	80	100%	0	0
Cambridge	2	154	13	169	166	99%	3	0
Campbell [PT]	41	106	0	147	126	119%	21	14
Canton	51	1,450	167	1,668	1,629	101%	39	0
Carroll County	6	111	24	141	129	96%	12	0
Celina	1	63	2	66	66	102%	0	0
Champaign County	3	91	6	100	95	98%	5	0
Chardon	13	110	24	147	135	101%	12	7
Chillicothe	81	500	72	653	578	101%	75	0
Circleville	11	321	49	381	360	97%	21	0
Clark County	22	1,407	570	1,999	1,981	100%	18	0
Clermont County	41	1,322	287	1,650	1,611	100%	39	5
Cleveland	184	6,047	851	7,082	7,025	102%	57	11
Cleveland (Housing)	0	0	0	0	0	-	0	0
Cleveland Heights	10	37	28	75	71	109%	4	0
Clinton County	7	187	19	213	196	95%	17	16
Columbiana County	12	142	11	165	157	103%	8	2
Conneaut	4	93	15	112	107	99%	5	0
Coshocton	4	37	8	49	48	107%	1	0
Crawford County	6	138	13	157	141	93%	16	0
Darke County	0	0	0	0	0	-	0	0
Dayton	28	991	324	1,343	1,325	101%	18	0
Defiance	3	113	3	119	119	103%	0	0
Delaware	4	368	69	441	433	99%	8	0
East Cleveland	0	1	0	1	1	100%	0	0
East Liverpool	2	43	2	47	45	100%	2	2
Eaton	10	157	2	169	165	104%	4	1
Elyria	76	914	331	1,321	1,249	100%	72	0
Erie County	0	123	16	139	133	96%	6	0
Euclid	9	194	0	203	202	104%	1	0

[PT] denotes the court contains part-time judgeships.

Municipal Courts
Felony Overall Caseloads
2011

Court	Cases Pending January 1	New Filings	Reactivations and Transfers	Total Cases	Total Terminations	Clearance Rate	Cases Pending December 31	Cases Pending Beyond Time Guidelines
Fairborn	5	230	197	432	425	100%	7	0
Fairfield	10	234	92	336	330	101%	6	2
Fairfield County	10	546	542	1,098	1,082	99%	16	0
Findlay	0	74	2	76	76	100%	0	0
Fostoria	3	92	3	98	95	100%	3	0
Franklin [PT]	9	320	107	436	427	100%	9	1
Franklin County	109	6,324	1,862	8,295	8,151	100%	144	3
Franklin County (Env.)	0	15	6	21	17	81%	4	2
Fremont	4	175	35	214	206	98%	8	0
Gallipolis	2	90	5	97	95	100%	2	0
Garfield Heights	0	74	0	74	71	96%	3	0
Girard	10	227	84	321	303	97%	18	3
Hamilton	20	1,019	61	1,100	1,073	99%	27	0
Hamilton County	181	7,171	1,023	8,375	8,202	100%	173	0
Hardin County [PT]	1	98	6	105	104	100%	1	0
Hillsboro	7	201	78	286	276	99%	10	2
Hocking County	17	160	51	228	219	104%	9	3
Holmes County	47	93	67	207	120	75%	87	73
Huron [PT]	9	73	2	84	73	97%	11	5
Ironton	18	260	27	305	299	104%	6	1
Jackson County	1	171	28	200	194	97%	6	2
Kettering	1	180	29	210	209	100%	1	0
Lakewood	3	110	109	222	216	99%	6	0
Lawrence County [PT]	26	316	88	430	401	99%	29	7
Lebanon [PT]	20	378	85	483	466	101%	17	0
Licking County	0	449	100	549	549	100%	0	0
Lima	4	257	0	261	238	93%	23	16
Lorain	34	966	294	1,294	1,256	100%	38	2
Lyndhurst	0	0	0	0	0	-	0	0
Madison County	1	82	11	94	91	98%	3	0
Mansfield	9	432	76	517	514	101%	3	0
Marietta	12	352	61	425	415	100%	10	0
Marion	7	552	79	638	629	100%	9	1
Marysville	2	65	2	69	63	94%	6	0
Mason [PT]	7	208	82	297	288	99%	9	3
Massillon	42	631	56	729	697	101%	32	5
Maumee	31	193	56	280	249	100%	31	18
Medina	6	216	2	224	216	99%	8	1
Mentor	7	331	86	424	414	99%	10	0
Miami County	80	746	222	1,048	960	99%	88	31
Miamisburg	3	234	68	305	303	100%	2	0
Middletown	36	883	58	977	940	100%	37	9
Montgomery Co. [PT]	8	328	120	456	451	101%	5	0
Morrow County	3	45	0	48	36	80%	12	11

[PT] denotes the court contains part-time judgeships.

Municipal Courts
Felony Overall Caseloads
2011

Court	Cases Pending January 1	New Filings	Reactivations and Transfers	Total Cases	Total Terminations	Clearance Rate	Cases Pending December 31	Cases Pending Beyond Time Guidelines
Mount Vernon	0	84	10	94	93	99%	1	0
Napoleon	5	153	42	200	190	97%	10	0
New Philadelphia	5	79	15	99	99	105%	0	0
Newton Falls	11	197	107	315	295	97%	20	0
Niles	24	237	127	388	366	101%	22	2
Norwalk	5	298	298	601	598	100%	3	0
Oakwood [PT]	0	5	0	5	5	100%	0	0
Oberlin	7	198	18	223	217	100%	6	0
Oregon	9	211	94	314	307	101%	7	0
Ottawa County	16	102	17	135	129	108%	6	0
Painesville	29	575	82	686	651	99%	35	0
Parma	253	365	0	618	355	97%	263	0
Perrysburg	260	443	130	833	556	97%	277	0
Portage Co. (Kent)	2	341	140	483	483	100%	0	0
Portage Co. (Ravenna)	3	613	275	891	887	100%	4	0
Portsmouth	7	586	78	671	658	99%	13	0
Putnam County	5	58	3	66	61	100%	5	0
Rocky River	4	177	162	343	333	98%	10	3
Sandusky	120	819	168	1,107	918	93%	189	123
Shaker Heights	131	31	21	183	48	92%	135	0
Shelby [PT]	0	40	0	40	40	100%	0	0
Sidney	4	173	6	183	177	99%	6	2
South Euclid	0	24	24	48	48	100%	0	0
Steubenville	8	295	49	352	343	100%	9	3
Stow	26	890	314	1,230	1,209	100%	21	0
Struthers [PT]	5	158	46	209	199	98%	10	3
Sylvania	58	553	264	875	838	103%	37	0
Tiffin	1	84	15	100	99	100%	1	0
Toledo	323	4,179	1,823	6,325	6,041	101%	284	0
Toledo (Housing)	0	0	0	0	0	-	0	0
Upper Sandusky	2	37	3	42	40	100%	2	0
Van Wert	4	67	0	71	64	96%	7	0
Vandalia	7	301	93	401	393	100%	8	0
Vermilion [PT]	8	118	40	166	162	103%	4	1
Wadsworth	7	133	0	140	135	102%	5	0
Warren	87	715	35	837	740	99%	97	47
Washington C. H.	7	159	1	167	159	99%	8	0
Wayne County	4	112	5	121	106	91%	15	0
Willoughby	142	507	4	653	506	99%	147	0
Xenia	5	227	110	342	342	101%	0	0
Youngstown	20	836	146	1,002	982	100%	20	1
Zanesville	13	58	3	74	1	2%	73	66
Statewide	3,367	62,725	15,550	81,642	78,092	100%	3,550	537

[PT] denotes the court contains part-time judgeships.

Municipal Courts
Felony Terminations
2011

Court	Preliminary Hearing Bindover	Waiver Preliminary Hearing	Dismissal: Lack of Speedy Trial	Other Dismissals	Unavailability of Accused	Bankruptcy Stay/Interlocutory Appeal	Other Terminations
Akron	1	2,874	0	360	1,133	0	285
Alliance	235	116	0	87	30	0	4
Ashland	0	0	0	0	0	0	0
Ashtabula	148	117	0	52	55	0	30
Athens County	17	1	0	257	23	0	0
Auglaize County	13	3	0	47	5	0	1
Avon Lake [PT]	0	90	0	37	60	0	2
Barberton	0	486	0	135	222	0	8
Bedford	1	1	0	1	0	0	3
Bellefontaine	14	193	0	50	32	0	0
Bellevue [PT]	17	22	0	10	17	0	20
Berea	0	0	0	10	0	0	5
Bowling Green	0	188	0	54	19	0	0
Brown County	115	79	0	307	308	0	7
Bryan	7	34	0	31	8	0	0
Cambridge	131	0	0	29	4	0	2
Campbell [PT]	58	46	0	22	0	0	0
Canton	266	906	0	274	183	0	0
Carroll County	3	0	0	101	24	0	1
Celina	3	33	0	28	2	0	0
Champaign County	24	50	0	14	7	0	0
Chardon	61	31	0	13	30	0	0
Chillicothe	193	261	0	48	76	0	0
Circleville	268	1	0	35	56	0	0
Clark County	3	0	0	1,394	584	0	0
Clermont County	11	89	0	1,167	343	0	1
Cleveland	23	4,897	0	851	1,027	0	227
Cleveland (Housing)	0	0	0	0	0	0	0
Cleveland Heights	4	2	0	23	42	0	0
Clinton County	166	0	0	4	26	0	0
Columbiana County	6	104	0	40	7	0	0
Conneaut	2	49	0	37	19	0	0
Coshocton	30	0	0	10	8	0	0
Crawford County	1	25	0	7	106	0	2
Darke County	0	0	0	0	0	0	0
Dayton	416	180	0	411	318	0	0
Defiance	13	60	0	41	3	0	2
Delaware	2	4	0	360	67	0	0
East Cleveland	1	0	0	0	0	0	0
East Liverpool	0	27	0	15	3	0	0
Eaton	42	0	0	3	1	0	119
Elyria	234	528	0	144	301	0	42
Erie County	16	67	0	32	18	0	0
Euclid	0	0	0	197	0	0	5

[PT] denotes the court contains part-time judgeships.

Municipal Courts
Felony Terminations
2011

Court	Preliminary Hearing Bindover	Waiver Preliminary Hearing	Dismissal: Lack of Speedy Trial	Other Dismissals	Unavailability of Accused	Bankruptcy Stay/Interlocutory Appeal	Other Terminations
Fairborn	0	189	0	26	208	0	2
Fairfield	61	66	0	100	100	0	3
Fairfield County	0	276	0	262	542	0	2
Findlay	0	12	0	64	0	0	0
Fostoria	7	51	0	35	1	0	1
Franklin [PT]	14	79	1	67	105	0	161
Franklin County	210	30	0	6,109	1,786	0	16
Franklin County (Env.)	4	3	0	4	6	0	0
Fremont	7	63	0	37	43	0	56
Gallipolis	22	32	0	35	6	0	0
Garfield Heights	0	71	0	0	0	0	0
Girard	97	7	1	28	79	0	91
Hamilton	438	311	0	261	62	0	1
Hamilton County	2	0	0	7,553	604	0	43
Hardin County [PT]	0	81	0	18	5	0	0
Hillsboro	6	35	0	149	86	0	0
Hocking County	18	17	1	56	52	0	75
Holmes County	2	18	2	22	76	0	0
Huron [PT]	32	21	0	15	5	0	0
Ironton	21	141	0	100	37	0	0
Jackson County	27	82	0	62	23	0	0
Kettering	40	89	0	52	28	0	0
Lakewood	7	0	0	99	110	0	0
Lawrence County [PT]	122	87	0	127	60	0	5
Lebanon [PT]	80	160	0	32	96	0	98
Licking County	437	0	0	15	97	0	0
Lima	53	156	0	25	2	0	2
Lorain	28	800	0	139	283	2	4
Lyndhurst	0	0	0	0	0	0	0
Madison County	56	0	0	14	21	0	0
Mansfield	1	425	0	2	78	0	8
Marietta	48	129	0	172	65	1	0
Marion	469	0	0	58	91	0	11
Marysville	43	0	0	18	2	0	0
Mason [PT]	87	75	0	32	92	0	2
Massillon	49	339	0	234	75	0	0
Maumee	0	38	0	154	57	0	0
Medina	0	187	0	29	0	0	0
Mentor	4	111	0	209	90	0	0
Miami County	232	312	0	210	191	0	15
Miamisburg	48	122	0	64	69	0	0
Middletown	216	211	0	369	55	0	89
Montgomery Co. [PT]	8	227	0	92	124	0	0
Morrow County	24	1	8	0	0	0	3

[PT] denotes the court contains part-time judgeships.

Municipal Courts
Felony Terminations
2011

Court	Preliminary Hearing Bindover	Waiver Preliminary Hearing	Dismissal: Lack of Speedy Trial	Other Dismissals	Unavailability of Accused	Bankruptcy Stay/Interlocutory Appeal	Other Terminations
Mount Vernon	0	68	0	15	10	0	0
Napoleon	7	121	0	14	46	0	2
New Philadelphia	17	48	0	12	21	0	1
Newton Falls	9	94	0	74	118	0	0
Niles	12	83	0	41	125	0	105
Norwalk	29	158	0	2	299	0	110
Oakwood [PT]	4	1	0	0	0	0	0
Oberlin	5	153	0	46	13	0	0
Oregon	2	86	0	109	100	0	10
Ottawa County	8	15	0	51	20	0	35
Painesville	51	149	0	347	90	0	14
Parma	23	1	0	331	0	0	0
Perrysburg	86	242	0	79	128	0	21
Portage Co. (Kent)	10	57	0	285	131	0	0
Portage Co. (Ravenna)	17	52	0	551	267	0	0
Portsmouth	32	460	0	99	67	0	0
Putnam County	31	0	0	26	4	0	0
Rocky River	0	0	0	156	177	0	0
Sandusky	0	364	0	144	162	0	248
Shaker Heights	5	1	0	19	23	0	0
Shelby [PT]	40	0	0	0	0	0	0
Sidney	165	5	0	0	7	0	0
South Euclid	0	0	0	28	20	0	0
Steubenville	48	85	0	154	56	0	0
Stow	18	730	0	133	328	0	0
Struthers [PT]	33	106	0	14	45	0	1
Sylvania	0	265	0	333	240	0	0
Tiffin	6	70	0	6	14	0	3
Toledo	0	726	0	3,432	1,867	0	16
Toledo (Housing)	0	0	0	0	0	0	0
Upper Sandusky	9	5	0	22	3	0	1
Van Wert	5	37	0	8	1	0	13
Vandalia	105	97	0	94	97	0	0
Vermilion [PT]	5	71	2	47	32	0	5
Wadsworth	7	44	0	84	0	0	0
Warren	15	410	2	281	32	0	0
Washington C. H.	32	25	0	84	1	0	17
Wayne County	74	0	0	25	4	0	3
Willoughby	26	259	0	220	0	0	1
Xenia	7	0	0	218	117	0	0
Youngstown	76	611	0	120	173	0	2
Zanesville	0	0	0	0	1	0	0
Statewide	6,584	22,317	17	31,591	15,518	3	2,062

[PT] denotes the court contains part-time judgeships.

Municipal Courts
Misdemeanor Overall Caseloads
2011

Court	Cases Pending January 1	New Filings	Reactivations and Transfers	Total Cases	Total Terminations	Clearance Rate	Cases Pending December 31	Cases Pending Beyond Time Guidelines
Akron	897	9,934	5,416	16,247	15,242	99%	1,005	3
Alliance	137	1,847	66	2,050	1,853	97%	197	0
Ashland	135	1,493	35	1,663	1,502	98%	161	0
Ashtabula	515	1,575	543	2,633	1,905	90%	728	28
Athens County	494	3,125	445	4,064	3,592	101%	472	1
Auglaize County	127	725	65	917	795	101%	122	2
Avon Lake [PT]	113	577	140	830	731	102%	99	0
Barberton	360	2,650	558	3,568	3,214	100%	354	23
Bedford	604	2,187	234	3,025	2,373	98%	652	0
Bellefontaine	168	1,733	110	2,011	1,842	100%	169	0
Bellevue [PT]	72	525	57	654	590	101%	64	0
Berea	537	1,632	444	2,613	2,024	97%	589	0
Bowling Green	458	3,031	45	3,534	2,655	86%	879	0
Brown County	268	968	629	1,865	1,644	103%	221	9
Bryan	84	1,004	324	1,412	1,301	98%	111	0
Cambridge	198	1,373	249	1,820	1,603	99%	217	4
Campbell [PT]	81	244	2	327	228	93%	99	23
Canton	472	4,103	507	5,082	4,504	98%	578	0
Carroll County	88	545	68	701	614	100%	87	0
Celina	150	1,177	114	1,441	1,295	100%	146	16
Champaign County	210	1,438	200	1,848	1,599	98%	249	0
Chardon	270	1,215	179	1,664	1,396	100%	268	28
Chillicothe	560	3,612	1,147	5,319	4,765	100%	554	0
Circleville	177	1,369	163	1,709	1,525	100%	184	1
Clark County	386	3,626	1,895	5,907	5,477	99%	430	1
Clermont County	465	6,273	2,497	9,235	8,651	99%	584	1
Cleveland	4,941	30,119	18,489	53,549	51,312	106%	2,237	201
Cleveland (Housing)	1,200	6,813	1,808	9,821	8,576	99%	1,245	5
Cleveland Heights	562	2,250	621	3,433	2,977	104%	456	4
Clinton County	403	1,612	367	2,382	1,883	95%	499	159
Columbiana County	209	1,041	144	1,394	1,171	99%	223	16
Conneaut	35	672	118	825	797	101%	28	0
Coshocton	41	625	160	826	780	99%	46	0
Crawford County	115	2,596	419	3,130	2,829	94%	301	1
Darke County	127	1,068	150	1,345	1,177	97%	168	7
Dayton	1,044	11,169	4,711	16,924	15,920	100%	1,004	226
Defiance	112	1,536	113	1,761	1,635	99%	126	0
Delaware	183	2,357	312	2,852	2,632	99%	220	0
East Cleveland	576	1,371	279	2,226	1,526	92%	700	0
East Liverpool	130	868	86	1,084	883	93%	201	23
Eaton	290	951	173	1,414	1,219	108%	195	0
Elyria	667	3,141	1,361	5,169	4,218	94%	951	10
Erie County	45	449	47	541	473	95%	68	0
Euclid	263	1,278	198	1,739	1,581	107%	158	0

[PT] denotes the court contains part-time judgeships.

Municipal Courts

Misdemeanor Overall Caseloads

2011

Court	Cases Pending January 1	New Filings	Reactivations and Transfers	Total Cases	Total Terminations	Clearance Rate	Cases Pending December 31	Cases Pending Beyond Time Guidelines
Fairborn	383	1,953	461	2,797	2,481	103%	316	5
Fairfield	191	3,453	2,851	6,495	6,277	100%	218	2
Fairfield County	430	2,809	707	3,946	3,299	94%	647	1
Findlay	352	1,802	381	2,535	1,982	91%	553	0
Fostoria	54	409	71	534	496	103%	38	1
Franklin [PT]	127	1,340	874	2,341	2,174	98%	167	3
Franklin County	3,020	23,557	15,112	41,689	38,358	99%	3,331	34
Franklin County (Env.)	467	2,894	2,684	6,045	5,640	101%	405	3
Fremont	48	1,027	93	1,168	1,088	97%	80	0
Gallipolis	215	1,175	309	1,699	1,548	104%	151	2
Garfield Heights	200	2,696	554	3,450	3,189	98%	261	0
Girard	121	997	384	1,502	1,362	99%	140	4
Hamilton	660	3,716	1,981	6,357	5,812	102%	545	54
Hamilton County	19,590	31,836	52,956	104,382	98,175	116%	6,207	0
Hardin County [PT]	65	838	67	970	885	98%	85	1
Hillsboro	159	1,309	586	2,054	1,893	100%	161	13
Hocking County	149	970	152	1,271	1,116	99%	155	6
Holmes County	205	461	235	901	657	94%	244	159
Huron [PT]	43	347	11	401	358	100%	43	6
Ironton	174	894	43	1,111	965	103%	146	2
Jackson County	214	1,417	429	2,060	1,876	102%	184	12
Kettering	223	2,739	398	3,360	3,039	97%	321	3
Lakewood	294	2,350	817	3,461	3,171	100%	290	0
Lawrence County [PT]	119	994	153	1,266	1,100	96%	166	10
Lebanon [PT]	80	1,039	236	1,355	1,257	99%	98	0
Licking County	296	2,360	656	3,312	2,879	95%	433	16
Lima	622	3,297	61	3,980	3,326	99%	654	65
Lorain	536	3,390	693	4,619	4,055	99%	564	4
Lyndhurst	195	1,007	72	1,274	1,043	97%	231	27
Madison County	123	1,061	281	1,465	1,277	95%	188	0
Mansfield	2,744	5,555	1,710	10,009	8,621	119%	1,388	101
Marietta	212	1,795	338	2,345	2,103	99%	242	0
Marion	237	2,976	527	3,740	3,514	100%	226	3
Marysville	115	898	145	1,158	1,049	101%	109	0
Mason [PT]	206	1,181	359	1,746	1,498	97%	248	50
Massillon	249	2,707	133	3,089	2,806	99%	283	0
Maumee	196	826	437	1,459	1,247	99%	212	11
Medina	338	1,712	70	2,120	1,639	92%	481	53
Mentor	200	1,377	225	1,802	1,597	100%	205	1
Miami County	565	3,857	829	5,251	4,446	95%	805	38
Miamisburg	399	2,434	543	3,376	2,966	100%	410	2
Middletown	462	5,126	618	6,206	5,705	99%	501	17
Montgomery Co. [PT]	390	4,014	1,223	5,627	5,072	97%	555	0
Morrow County	110	271	38	419	266	86%	153	34

[PT] denotes the court contains part-time judgeships.

Municipal Courts
Misdemeanor Overall Caseloads
2011

Court	Cases Pending January 1	New Filings	Reactivations and Transfers	Total Cases	Total Terminations	Clearance Rate	Cases Pending December 31	Cases Pending Beyond Time Guidelines
Mount Vernon	313	1,467	119	1,899	1,596	101%	303	34
Napoleon	115	664	70	849	760	104%	89	0
New Philadelphia	776	1,359	434	2,569	1,913	107%	656	135
Newton Falls	154	536	198	888	757	103%	131	0
Niles	119	926	430	1,475	1,321	97%	154	14
Norwalk	97	1,897	531	2,525	2,404	99%	121	0
Oakwood [PT]	78	47	0	125	61	130%	64	0
Oberlin	133	1,005	308	1,446	1,315	100%	131	0
Oregon	152	968	470	1,590	1,479	103%	111	0
Ottawa County	256	1,631	189	2,076	1,749	96%	327	9
Painesville	151	2,106	381	2,638	2,478	100%	160	0
Parma	709	5,284	128	6,121	5,474	101%	647	32
Perrysburg	1,296	1,434	558	3,288	1,890	95%	1,398	0
Portage Co. (Kent)	368	2,386	1,526	4,280	3,936	101%	344	13
Portage Co. (Ravenna)	491	2,822	1,060	4,373	3,888	100%	485	18
Portsmouth	365	1,676	696	2,737	2,308	97%	429	0
Putnam County	40	384	26	450	395	96%	55	0
Rocky River	350	2,531	1,162	4,043	3,610	98%	433	7
Sandusky	868	3,674	936	5,478	4,554	99%	924	218
Shaker Heights	1,977	1,118	420	3,515	1,445	94%	2,070	0
Shelby [PT]	38	486	0	524	470	97%	54	9
Sidney	161	1,111	137	1,409	1,237	99%	172	0
South Euclid	193	577	176	946	834	111%	112	4
Steubenville	149	1,154	80	1,383	1,244	101%	139	16
Stow	295	2,879	801	3,975	3,645	99%	330	0
Struthers [PT]	282	634	220	1,136	875	102%	261	63
Sylvania	265	1,664	1,123	3,052	2,796	100%	256	0
Tiffin	68	1,003	123	1,194	1,118	99%	76	2
Toledo	3,807	15,496	14,308	33,611	30,835	103%	2,776	29
Toledo (Housing)	319	677	607	1,603	1,333	104%	270	25
Upper Sandusky	45	575	33	653	614	101%	39	1
Van Wert	74	529	0	603	494	93%	109	17
Vandalia	261	3,029	710	4,000	3,682	98%	318	6
Vermilion [PT]	40	538	133	711	649	97%	62	1
Wadsworth	490	1,032	14	1,536	1,076	103%	460	0
Warren	347	2,163	534	3,044	2,488	92%	556	16
Washington C. H.	102	1,328	60	1,490	1,339	96%	151	4
Wayne County	177	1,664	293	2,134	1,843	94%	291	0
Willoughby	2,485	3,499	19	6,003	3,425	97%	2,578	0
Xenia	390	2,413	485	3,288	2,854	98%	434	0
Youngstown	228	1,893	693	2,814	2,498	97%	316	16
Zanesville	430	1,753	122	2,305	1,577	84%	728	462
Statewide	74,201	346,775	167,504	588,480	528,075	102%	60,405	2,686

[PT] denotes the court contains part-time judgeships.

Municipal Courts

Misdemeanor Terminations

2011

Court	Jury Trial	Court Trial	Guilty/No Contest to Original Charge Judge	Guilty/No Contest to Original Charge Magistrate	Guilty/No Contest to Reduced Charge	Dismissal: Lack of Speedy Trial	Other Dismissals	Violations Bureau	Transferred Out	Unavailability of Party	Bankruptcy Stay/Interlocutory Appeal	Other Terminations
Akron	5	14	5,955	2	2,274	17	1,385	59	231	3,335	2	740
Alliance	21	34	995	67	197	0	217	0	12	164	0	146
Ashland	15	47	930	0	42	0	177	229	0	62	0	0
Ashtabula	3	19	852	22	122	2	449	43	0	392	0	0
Athens County	0	16	1,169	0	427	0	1,110	407	0	445	0	18
Auglaize County	3	12	431	0	97	10	79	82	0	73	0	3
Avon Lake [PT]	0	2	416	0	1	0	92	13	0	145	0	82
Barberton	5	20	1,752	0	229	7	321	116	16	586	4	172
Bedford	1	126	1,426	3	52	21	397	56	1	213	0	79
Bellefontaine	2	26	1,162	0	125	0	192	189	0	148	0	0
Bellevue [PT]	0	1	309	0	38	3	147	19	0	56	0	16
Berea	2	35	788	78	130	0	467	23	0	251	0	248
Bowling Green	1	0	707	334	466	0	796	318	0	33	0	3
Brown County	9	13	453	2	200	2	218	72	0	650	0	19
Bryan	1	17	722	0	25	0	241	8	0	221	0	66
Cambridge	4	113	655	60	57	0	328	99	0	127	1	159
Campbell [PT]	0	0	118	0	44	0	59	6	1	0	0	0
Canton	27	26	2,405	208	384	0	909	93	14	449	0	7
Carroll County	1	8	230	0	135	0	143	31	0	66	0	0
Celina	2	23	749	0	87	0	299	39	0	96	0	0
Champaign County	0	1	630	0	152	0	459	186	0	169	0	2
Chardon	1	9	425	0	109	0	525	114	0	212	0	1
Chillicothe	19	24	1,874	0	203	0	882	376	12	1,285	0	2
Circleville	3	45	538	0	297	0	244	117	0	278	0	3
Clark County	4	85	1,413	242	940	0	963	36	31	1,685	0	78
Clermont County	3	68	2,771	0	965	0	1,253	628	236	2,712	0	15
Cleveland	16	301	9,075	5,958	1,535	0	10,793	815	770	20,060	32	1,957
Cleveland (Housing)	0	9	808	12	0	0	2,405	2,017	43	2,817	42	412
Cleveland Heights	9	306	874	267	42	2	261	288	0	928	0	0
Clinton County	0	40	456	0	282	0	476	161	0	392	0	71
Columbiana County	2	3	647	0	173	0	130	53	24	132	0	0
Conneaut	0	9	412	0	54	3	131	29	0	160	0	0
Coshocton	2	24	425	0	38	0	57	44	0	179	0	2
Crawford County	2	4	976	613	69	3	202	180	0	685	0	95
Darke County	2	317	376	3	0	0	257	64	0	132	0	7
Dayton	10	188	3,091	2,401	573	0	2,938	1,613	130	4,674	0	299
Defiance	0	2	1,263	0	95	0	158	2	0	109	0	6
Delaware	12	34	1,273	67	183	0	444	304	0	318	0	0
East Cleveland	2	14	560	0	50	0	532	0	3	347	0	4
East Liverpool	0	0	551	0	44	0	128	49	0	103	0	0
Eaton	0	3	404	0	132	0	300	154	0	176	0	50
Elyria	1	7	1,477	131	175	0	986	156	24	1,170	0	89
Erie County	2	4	209	0	18	0	120	50	2	67	0	2
Euclid	4	11	902	16	147	0	175	4	0	186	0	136

[PT] denotes the court contains part-time judgeships.

Municipal Courts
Misdemeanor Terminations
2011

Court	Jury Trial	Court Trial	Guilty/No Contest to Original Charge Judge	Guilty/No Contest to Original Charge Magistrate	Guilty/No Contest to Reduced Charge	Dismissal: Lack of Speedy Trial	Other Dismissals	Violations Bureau	Transferred Out	Unavailability of Party	Bankruptcy Stay/Interlocutory Appeal	Other Terminations
Fairborn	3	8	999	14	665	4	231	112	0	444	0	1
Fairfield	20	72	2,079	2	33	1	840	18	2	2,885	0	236
Fairfield County	3	3	1,566	0	231	0	531	130	8	818	6	3
Findlay	1	8	975	0	100	0	372	0	92	298	0	139
Fostoria	0	8	323	0	29	0	30	38	1	61	0	2
Franklin [PT]	14	7	727	0	41	5	430	23	10	667	0	234
Franklin County	13	20	9,142	1	3,353	0	11,890	335	575	12,544	0	498
Franklin County (Env.)	5	5	1,563	21	41	0	1,335	692	5	1,923	0	47
Fremont	0	1	592	0	93	0	143	133	0	104	0	22
Gallipolis	1	16	477	1	163	3	338	62	0	483	0	8
Garfield Heights	1	56	1,493	150	355	1	477	84	9	544	0	14
Girard	0	1	632	2	195	2	186	0	0	337	0	7
Hamilton	2	70	1,977	221	130	0	1,102	96	0	2,044	0	80
Hamilton County	17	557	11,882	877	3,173	1	12,073	2,749	357	35,808	0	30,514
Hardin County [PT]	0	83	400	0	51	0	150	107	0	94	0	5
Hillsboro	0	0	499	0	165	1	477	100	0	605	0	46
Hocking County	6	0	258	0	19	3	317	235	0	244	0	34
Holmes County	0	82	196	8	14	2	52	38	0	262	0	0
Huron [PT]	1	5	171	0	39	0	75	38	3	26	0	0
Ironton	0	2	413	6	6	0	370	19	6	143	0	0
Jackson County	0	309	314	1	142	0	420	183	0	505	0	0
Kettering	0	13	1,090	0	846	0	337	214	22	538	0	0
Lakewood	1	252	1,344	0	99	0	217	351	0	832	0	75
Lawrence County [PT]	0	17	420	0	15	0	446	14	1	149	0	0
Lebanon [PT]	3	10	667	0	82	1	195	10	0	277	0	4
Licking County	12	78	1,119	0	117	0	387	146	19	719	0	282
Lima	1	64	2,111	2	235	3	672	152	30	1	1	59
Lorain	2	63	1,939	0	378	1	506	28	353	769	2	5
Lyndhurst	4	6	573	126	99	0	138	7	0	65	0	25
Madison County	7	17	237	285	78	0	247	92	0	313	0	1
Mansfield	1	14	1,762	905	12	6	2,010	185	39	2,144	0	1,543
Marietta	1	12	1,012	0	135	0	411	81	0	424	0	27
Marion	0	26	2,018	432	141	2	152	186	0	549	0	8
Marysville	1	109	531	0	11	0	153	82	0	160	0	0
Mason [PT]	4	32	349	0	237	0	291	34	39	498	0	14
Massillon	4	7	1,198	441	448	0	193	196	150	169	0	0
Maumee	0	4	273	0	125	0	325	81	0	439	0	0
Medina	0	20	618	147	333	0	279	153	0	62	0	27
Mentor	2	3	698	0	144	0	327	156	31	205	1	27
Miami County	3	12	1,237	289	976	2	833	317	23	760	0	43
Miamisburg	1	5	1,186	33	595	0	426	97	0	615	0	8
Middletown	1	59	3,621	0	73	0	39	118	186	637	0	971
Montgomery Co. [PT]	1	29	1,142	1	1,056	58	1,370	107	0	1,255	1	52
Morrow County	2	2	165	0	21	1	67	33	0	0	0	39

[PT] denotes the court contains part-time judgeships.

Municipal Courts
Misdemeanor Terminations
2011

Court	Jury Trial	Court Trial	Guilty/No Contest to Original Charge Judge	Guilty/No Contest to Original Charge Magistrate	Guilty/No Contest to Reduced Charge	Dismissal: Lack of Speedy Trial	Other Dismissals	Violations Bureau	Transferred Out	Unavailability of Party	Bankruptcy Stay/Interlocutory Appeal	Other Terminations
Mount Vernon	1	38	624	0	92	0	467	197	0	116	0	61
Napoleon	1	11	426	0	43	5	139	46	0	78	0	10
New Philadelphia	14	58	449	290	63	0	515	107	6	402	0	1
Newton Falls	0	17	199	0	126	0	206	14	0	189	0	6
Niles	0	10	608	0	66	0	325	0	0	309	0	1
Norwalk	6	39	1,347	0	88	0	2	253	0	537	1	131
Oakwood [PT]	0	0	61	0	15	0	30	0	1	0	0	0
Oberlin	3	1	404	0	167	0	277	95	85	174	0	111
Oregon	0	0	560	0	209	0	241	0	2	431	0	36
Ottawa County	3	8	488	0	217	1	368	507	0	152	0	6
Painesville	2	1	1,424	34	10	0	432	410	3	155	0	7
Parma	4	56	813	2,424	375	0	894	154	9	351	0	309
Perrysburg	0	1	669	0	18	0	544	92	0	566	0	0
Portage County	1	4	1,453	0	605	0	1,339	132	5	393	0	7
Portage County	1	5	1,476	8	503	0	936	140	54	757	2	4
Portsmouth	4	2	802	0	81	1	631	58	78	646	1	4
Putnam County	1	5	188	0	42	1	108	11	0	12	1	27
Rocky River	4	13	862	272	405	0	397	409	308	939	0	1
Sandusky	0	181	1,897	0	209	0	1,068	203	0	986	0	10
Shaker Heights	1	6	617	0	38	1	349	2	22	202	0	207
Shelby	7	0	299	0	58	36	49	24	0	3	0	0
Sidney	0	6	447	0	262	0	228	196	0	106	0	0
South Euclid	0	2	301	0	58	1	275	5	0	191	0	1
Steubenville	0	383	593	0	0	0	134	0	26	111	0	0
Stow	1	102	1,716	3	202	0	409	57	5	898	0	252
Struthers [PT]	0	2	266	0	181	0	199	0	1	226	0	0
Sylvania	0	1	506	0	458	0	598	13	0	1,220	0	0
Tiffin	4	18	664	0	26	3	113	145	0	144	0	0
Toledo	1	108	3,775	1,503	4,197	0	4,864	0	48	15,609	0	592
Toledo	0	0	423	5	0	0	243	0	0	534	0	4
Upper Sandusky	2	13	402	0	12	1	38	99	0	47	0	0
Van Wert	0	2	248	2	30	14	138	51	0	6	0	2
Vandalia	0	6	1,532	0	639	0	698	40	0	767	0	0
Vermilion [PT]	0	2	343	0	65	7	59	28	0	107	0	38
Wadsworth	16	24	497	0	155	0	248	81	0	54	1	0
Warren	1	6	1,273	0	218	8	642	0	42	297	0	0
Washington C. H.	2	10	862	0	129	0	216	17	0	83	0	19
Wayne County	3	194	610	340	17	0	118	198	0	363	0	0
Willoughby	3	17	2,516	0	1	0	259	536	53	0	0	35
Xenia	6	5	1,297	0	404	1	481	150	0	501	0	9
Youngstown	5	13	750	69	536	0	603	15	19	473	1	14
Zanesville	0	36	1,022	0	55	0	190	82	0	188	0	4
Statewide	431	5,633	151,351	19,401	37,777	247	94,775	21,941	4,278	148,230	99	41,998

[PT] denotes the court contains part-time judgeships.

Municipal Courts

Operating a Vehicle While Under the Influence Overall Caseloads

2011

Court	Cases Pending January 1	New Filings	Reactivations and Transfers	Total Cases	Total Terminations	Clearance Rate	Cases Pending December 31	Cases Pending Beyond Time Guidelines
Akron	234	998	224	1,456	1,208	99%	248	1
Alliance	26	221	7	254	225	99%	29	0
Ashland	26	353	11	390	349	96%	41	0
Ashtabula	80	174	20	274	196	101%	78	13
Athens County	98	453	36	587	512	105%	75	0
Auglaize County	95	262	11	368	302	111%	66	1
Avon Lake [PT]	40	157	12	209	166	98%	43	0
Barberton	120	592	51	763	665	103%	98	1
Bedford	122	372	38	532	376	92%	156	0
Bellefontaine	32	303	9	344	308	99%	36	0
Bellevue [PT]	4	75	6	85	72	89%	13	0
Berea	260	657	53	970	732	103%	238	0
Bowling Green	56	479	3	538	430	89%	108	0
Brown County	64	183	22	269	225	110%	44	3
Bryan	21	267	6	294	259	95%	35	0
Cambridge	56	316	15	387	334	101%	53	2
Campbell [PT]	18	28	0	46	31	111%	15	3
Canton	81	753	70	904	825	100%	79	0
Carroll County	19	135	4	158	132	95%	26	0
Celina	75	248	8	331	284	111%	47	6
Champaign County	38	195	8	241	194	96%	47	0
Chardon	94	412	23	529	439	101%	90	10
Chillicothe	202	453	86	741	591	110%	150	0
Circleville	52	278	6	336	294	104%	42	2
Clark County	176	869	169	1,214	933	90%	281	2
Clermont County	212	1,298	270	1,780	1,522	97%	258	4
Cleveland	252	961	556	1,769	1,507	99%	262	8
Cleveland (Housing)	0	0	0	0	0	-	0	0
Cleveland Heights	44	78	10	132	107	122%	25	1
Clinton County	83	252	34	369	299	105%	70	9
Columbiana County	92	305	27	424	334	101%	90	14
Conneaut	4	45	5	54	51	102%	3	0
Coshocton	10	122	8	140	131	101%	9	0
Crawford County	30	219	8	257	236	104%	21	2
Darke County	27	183	7	217	189	99%	28	0
Dayton	137	544	87	768	624	99%	144	10
Defiance	49	369	18	436	391	101%	45	0
Delaware	111	587	21	719	609	100%	110	0
East Cleveland	13	29	2	44	33	106%	11	0
East Liverpool	18	102	2	122	106	102%	16	0
Eaton	98	248	18	364	281	106%	83	0
Elyria	345	1,009	229	1,583	1,187	96%	396	8
Erie County	19	156	17	192	161	93%	31	0
Euclid	105	171	20	296	250	131%	46	0

[PT] denotes the court contains part-time judgeships.

Municipal Courts

Operating a Vehicle While Under the Influence Overall Caseloads

2011

Court	Cases Pending January 1	New Filings	Reactivations and Transfers	Total Cases	Total Terminations	Clearance Rate	Cases Pending December 31	Cases Pending Beyond Time Guidelines
Fairborn	156	690	42	888	695	95%	193	0
Fairfield	58	423	35	516	459	100%	57	2
Fairfield County	211	755	30	996	761	97%	235	8
Findlay	174	657	39	870	639	92%	231	0
Fostoria	28	100	9	137	126	116%	11	0
Franklin [PT]	33	232	37	302	268	100%	34	1
Franklin County	1,513	6,706	1,288	9,507	7,699	96%	1,808	56
Franklin County (Env.)	6	10	9	25	21	111%	4	0
Fremont	23	303	5	331	285	93%	46	0
Gallipolis	58	216	42	316	277	107%	39	0
Garfield Heights	82	428	73	583	508	101%	75	0
Girard	24	137	12	173	135	91%	38	2
Hamilton	53	388	66	507	468	103%	39	0
Hamilton County	871	2,185	1,050	4,106	3,088	95%	1,018	0
Hardin County [PT]	30	108	2	140	112	102%	28	0
Hillsboro	41	179	8	228	197	105%	31	0
Hocking County	25	110	2	137	106	95%	31	2
Holmes County	24	69	4	97	55	75%	42	22
Huron [PT]	8	96	1	105	84	87%	21	0
Ironton	18	180	2	200	180	99%	20	0
Jackson County	70	256	31	357	292	102%	65	3
Kettering	65	685	15	765	685	98%	80	0
Lakewood	38	198	20	256	201	92%	55	0
Lawrence County [PT]	18	221	19	258	225	94%	33	2
Lebanon [PT]	22	179	9	210	178	95%	32	0
Licking County	121	896	66	1,083	872	91%	211	12
Lima	317	874	28	1,219	879	97%	340	40
Lorain	198	551	66	815	655	106%	160	1
Lyndhurst	67	188	12	267	198	99%	69	21
Madison County	39	231	36	306	255	96%	51	0
Mansfield	276	766	105	1,147	907	104%	240	11
Marietta	77	365	19	461	377	98%	84	1
Marion	34	398	22	454	387	92%	67	0
Marysville	47	231	21	299	266	106%	33	0
Mason [PT]	55	435	31	521	415	89%	106	11
Massillon	132	924	14	1,070	927	99%	143	0
Maumee	67	219	16	302	243	103%	59	8
Medina	171	531	13	715	509	94%	206	12
Mentor	55	375	10	440	393	102%	47	0
Miami County	175	760	50	985	794	98%	191	5
Miamisburg	112	522	31	665	531	96%	134	3
Middletown	27	338	11	376	332	95%	44	0
Montgomery Co. [PT]	47	416	32	495	411	92%	84	0
Morrow County	68	173	72	313	205	84%	108	20

[PT] denotes the court contains part-time judgeships.

Municipal Courts

Operating a Vehicle While Under the Influence Overall Caseloads

2011

Court	Cases Pending January 1	New Filings	Reactivations and Transfers	Total Cases	Total Terminations	Clearance Rate	Cases Pending December 31	Cases Pending Beyond Time Guidelines
Mount Vernon	56	400	12	468	394	96%	74	6
Napoleon	26	117	5	148	131	107%	17	1
New Philadelphia	276	390	53	719	496	112%	223	44
Newton Falls	32	124	18	174	137	96%	37	0
Niles	23	245	15	283	240	92%	43	3
Norwalk	18	319	8	345	312	95%	33	0
Oakwood [PT]	4	10	0	14	14	140%	0	0
Oberlin	82	285	23	390	306	99%	84	0
Oregon	39	183	44	266	234	103%	32	0
Ottawa County	103	251	26	380	272	98%	108	11
Painesville	59	511	39	609	537	98%	72	0
Parma	124	663	20	807	630	92%	177	6
Perrysburg	295	608	53	956	623	94%	333	0
Portage Co. (Kent)	121	430	37	588	476	102%	112	9
Portage Co. (Ravenna)	258	816	94	1,168	912	100%	256	18
Portsmouth	187	541	88	816	676	107%	140	0
Putnam County	16	134	0	150	120	90%	30	0
Rocky River	139	631	60	830	667	97%	163	3
Sandusky	226	442	116	784	624	112%	160	46
Shaker Heights	398	186	18	602	190	93%	412	0
Shelby [PT]	10	84	0	94	83	99%	11	0
Sidney	47	265	12	324	273	99%	51	1
South Euclid	16	83	2	101	68	80%	33	3
Steubenville	14	142	3	159	152	105%	7	2
Stow	147	723	67	937	817	103%	120	0
Struthers [PT]	99	159	13	271	172	100%	99	32
Sylvania	153	600	96	849	704	101%	145	0
Tiffin	21	214	2	237	211	98%	26	1
Toledo	295	845	398	1,538	1,203	97%	335	3
Toledo (Housing)	0	0	0	0	0	-	0	0
Upper Sandusky	26	172	6	204	188	106%	16	0
Van Wert	35	159	0	194	163	103%	31	2
Vandalia	145	783	117	1,045	850	94%	195	3
Vermilion [PT]	24	137	8	169	140	97%	29	0
Wadsworth	82	286	10	378	284	96%	94	0
Warren	137	460	49	646	506	99%	140	5
Washington C. H.	14	165	9	188	139	80%	49	0
Wayne County	53	471	47	571	483	93%	88	0
Willoughby	56	517	5	578	504	97%	74	0
Xenia	75	338	27	440	340	93%	100	0
Youngstown	22	78	31	131	100	92%	31	2
Zanesville	89	178	14	281	121	63%	160	94
Statewide	13,514	54,760	7,387	75,661	60,892	98%	14,769	638

[PT] denotes the court contains part-time judgeships.

Municipal Courts

Operating a Vehicle While Under the Influence Terminations

2011

Court	Jury Trial	Court Trial	Guilty/No Contest to Original Charge Judge	Guilty/No Contest to Original Charge Magistrate	Guilty/No Contest to Reduced Charge	Dismissal: Lack of Speedy Trial	Other Dismissals	Transferred Out	Unavailability of Party	Bankruptcy Stay/Interlocutory Appeal	Other Terminations
Akron	1	3	207	120	593	2	25	13	140	0	63
Alliance	1	0	182	3	23	0	3	0	5	0	7
Ashland	10	0	290	0	36	0	5	0	8	0	0
Ashtabula	0	1	145	15	17	0	4	0	14	0	0
Athens County	0	0	386	0	68	0	26	0	31	0	1
Auglaize County	3	2	233	0	45	1	10	0	10	0	0
Avon Lake [PT]	0	0	163	0	1	0	2	0	7	0	7
Barberton	4	0	495	0	81	0	10	6	48	0	27
Bedford	0	13	328	0	10	2	4	1	17	0	0
Bellefontaine	0	2	212	0	72	0	8	0	14	0	0
Bellevue [PT]	0	4	31	0	28	1	0	0	6	0	1
Berea	0	27	560	3	48	0	14	0	28	0	52
Bowling Green	0	0	297	46	68	0	18	0	2	0	0
Brown County	2	0	112	0	73	1	12	0	24	0	1
Bryan	0	4	216	0	18	0	8	0	8	0	5
Cambridge	0	15	198	73	16	0	9	0	22	0	1
Campbell [PT]	0	0	10	0	15	0	5	1	0	0	0
Canton	8	2	719	0	37	0	35	2	18	0	2
Carroll County	0	0	106	0	16	0	6	0	4	0	0
Celina	0	0	125	0	150	0	3	0	6	0	0
Champaign County	0	0	137	0	52	0	4	0	1	0	0
Chardon	0	0	334	0	64	1	21	0	19	0	0
Chillicothe	6	0	70	0	355	0	59	0	73	5	0
Circleville	1	2	159	0	86	0	28	0	18	0	0
Clark County	0	28	537	1	125	0	39	2	166	0	35
Clermont County	4	6	830	0	285	1	63	71	260	1	1
Cleveland	2	9	800	0	143	0	66	70	399	0	18
Cleveland (Housing)	0	0	0	0	0	0	0	0	0	0	0
Cleveland Heights	1	4	77	0	0	0	0	0	25	0	0
Clinton County	0	0	108	0	137	0	22	0	32	0	1
Columbiana County	1	0	250	0	45	0	6	5	27	0	0
Conneaut	0	0	41	0	2	0	2	0	7	0	0
Coshocton	4	2	111	0	2	0	1	0	11	0	0
Crawford County	0	0	198	1	18	1	4	0	11	0	3
Darke County	2	123	47	0	0	0	7	0	2	0	0
Dayton	0	3	256	1	239	0	29	0	91	0	0
Defiance	0	0	294	0	66	1	16	0	12	0	2
Delaware	4	0	493	9	30	0	53	2	16	0	0
East Cleveland	0	0	28	0	1	0	4	0	0	0	0
East Liverpool	1	0	83	0	21	0	0	0	2	0	0
Eaton	0	0	149	0	83	0	14	0	19	0	16
Elyria	0	1	877	1	68	0	100	14	100	0	22
Erie County	0	0	105	0	10	0	27	0	17	0	3
Euclid	0	0	156	2	2	0	10	0	27	0	53

[PT] denotes the court contains part-time judgeships.

Municipal Courts

Operating a Vehicle While Under the Influence Terminations

2011

Court	Jury Trial	Court Trial	Guilty/No Contest to Original Charge Judge	Guilty/No Contest to Original Charge Magistrate	Guilty/No Contest to Reduced Charge	Dismissal: Lack of Speedy Trial	Other Dismissals	Transferred Out	Unavailability of Party	Bankruptcy Stay/Interlocutory Appeal	Other Terminations
Fairborn	3	4	407	0	220	1	13	0	47	0	0
Fairfield	1	4	155	0	2	0	10	0	39	0	9
Fairfield County	5	1	649	0	11	0	34	3	56	2	1
Findlay	0	3	528	0	24	0	22	17	24	0	21
Fostoria	1	0	42	0	71	0	6	1	6	0	0
Franklin [PT]	2	1	144	0	59	10	16	0	10	0	17
Franklin County	8	2	4,842	1	1,114	0	497	92	1,137	0	7
Franklin County (Env.)	0	0	12	0	5	0	0	0	5	0	0
Fremont	0	0	246	0	18	0	12	0	6	0	3
Gallipolis	0	2	121	0	71	1	26	0	57	0	0
Garfield Heights	0	4	378	9	27	0	21	2	63	0	3
Girard	0	0	58	0	56	0	7	0	14	0	0
Hamilton	0	0	336	27	4	0	12	0	68	0	14
Hamilton County	4	35	2,182	15	30	0	149	43	801	0	50
Hardin County [PT]	0	17	47	0	45	0	1	0	2	0	0
Hillsboro	0	0	95	0	75	0	14	0	12	0	1
Hocking County	1	0	66	0	20	2	11	0	6	0	0
Holmes County	0	15	26	0	4	0	6	0	2	0	1
Huron [PT]	1	0	45	0	27	0	4	0	7	0	0
Ironton	0	1	157	1	1	0	11	1	6	0	2
Jackson County	0	100	53	0	83	0	21	0	35	0	0
Kettering	1	2	366	0	290	0	10	4	14	0	0
Lakewood	0	5	166	0	11	0	1	0	16	0	2
Lawrence County [PT]	0	0	164	0	24	0	20	1	14	0	0
Lebanon [PT]	2	0	135	0	30	0	3	0	6	0	2
Licking County	6	9	627	0	90	0	50	12	72	0	6
Lima	1	1	704	0	94	0	45	6	1	0	24
Lorain	0	2	434	0	115	0	13	20	68	0	2
Lyndhurst	0	1	164	13	11	0	0	0	9	0	0
Madison County	0	1	126	37	45	0	8	0	37	0	1
Mansfield	1	2	688	36	6	0	34	10	82	0	48
Marietta	4	0	301	0	37	0	7	0	26	0	2
Marion	0	1	332	2	19	0	10	0	22	0	1
Marysville	2	15	193	0	21	0	12	0	23	0	0
Mason [PT]	1	0	211	0	150	0	14	6	28	0	5
Massillon	1	0	797	1	74	0	14	12	27	0	1
Maumee	2	0	167	0	38	0	20	0	16	0	0
Medina	1	2	478	0	0	0	18	0	10	0	0
Mentor	0	0	329	0	0	0	50	3	9	0	3
Miami County	0	1	379	0	354	0	34	5	39	0	0
Miamisburg	0	0	270	0	211	0	16	0	34	0	0
Middletown	0	0	313	0	1	0	0	4	10	0	4
Montgomery Co. [PT]	0	0	212	0	139	0	13	0	45	0	2
Morrow County	2	0	171	0	42	5	39	0	3	0	27

[PT] denotes the court contains part-time judgeships.

Municipal Courts

Operating a Vehicle While Under the Influence Terminations

2011

Court	Jury Trial	Court Trial	Guilty/No Contest to Original Charge Judge	Guilty/No Contest to Original Charge Magistrate	Guilty/No Contest to Reduced Charge	Dismissal: Lack of Speedy Trial	Other Dismissals	Transferred Out	Unavailability of Party	Bankruptcy Stay/Interlocutory Appeal	Other Terminations
Mount Vernon	0	3	321	0	41	0	17	0	1	0	11
Napoleon	0	0	79	0	36	0	8	0	4	2	2
New Philadelphia	0	9	311	73	11	0	26	0	65	0	1
Newton Falls	0	1	36	0	59	0	19	0	21	0	1
Niles	0	0	110	0	5	0	5	0	15	0	104
Norwalk	1	0	274	0	16	0	0	0	12	0	9
Oakwood [PT]	0	1	16	0	7	0	0	0	0	0	0
Oberlin	2	0	227	0	33	0	13	11	20	0	0
Oregon	0	0	160	0	34	0	2	1	37	0	0
Ottawa County	2	0	171	0	64	0	20	0	14	0	1
Painesville	1	0	350	0	125	0	20	1	13	0	1
Parma	1	6	544	12	25	0	21	2	22	0	9
Perrysburg	0	0	561	0	6	0	16	0	40	0	0
Portage Co. (Kent)	1	0	53	0	373	0	22	0	26	0	2
Portage Co. (Ravenna)	0	4	138	3	644	0	37	17	64	3	2
Portsmouth	2	0	377	0	168	0	48	15	66	0	0
Putnam County	0	0	74	0	37	0	9	0	0	0	0
Rocky River	3	0	583	8	1	0	7	6	58	0	1
Sandusky	0	22	307	0	151	0	50	0	91	0	0
Shaker Heights	0	0	166	0	2	0	1	1	9	0	11
Shelby [PT]	0	0	63	0	13	4	3	0	0	0	0
Sidney	0	0	201	0	49	0	12	0	11	0	0
South Euclid	0	0	51	0	9	0	7	0	1	0	0
Steubenville	0	103	38	0	0	0	1	7	5	0	0
Stow	1	52	581	0	73	0	19	2	56	0	33
Struthers [PT]	0	0	92	0	65	0	5	0	11	0	0
Sylvania	0	0	455	0	143	0	15	0	91	0	0
Tiffin	2	0	122	0	78	2	6	0	1	0	0
Toledo	0	6	321	34	341	0	58	1	392	0	59
Toledo (Housing)	0	0	0	0	0	0	0	0	0	0	0
Upper Sandusky	0	0	152	0	26	0	3	0	7	0	0
Van Wert	3	0	97	0	36	11	13	0	2	0	1
Vandalia	0	2	602	0	113	0	22	0	110	0	1
Vermilion [PT]	0	0	92	0	39	0	2	0	5	0	2
Wadsworth	3	3	247	0	1	0	22	0	8	0	0
Warren	0	0	422	0	12	1	21	10	40	0	0
Washington C. H.	0	1	91	0	28	0	5	0	9	0	5
Wayne County	1	47	268	109	3	0	16	0	39	0	0
Willoughby	2	0	490	0	0	0	1	8	0	0	3
Xenia	0	0	159	0	150	0	6	0	25	0	0
Youngstown	0	1	26	0	34	0	12	3	22	0	2
Zanesville	0	0	80	0	3	0	20	0	17	0	1
Statewide	130	743	38,979	656	10,072	48	2,716	514	6,191	13	842

[PT] denotes the court contains part-time judgeships.

Municipal Courts
Other Traffic Overall Caseloads
2011

Court	Cases Pending January 1	New Filings	Reactivations and Transfers	Total Cases	Total Terminations	Clearance Rate	Cases Pending December 31	Cases Pending Beyond Time Guidelines
Akron	8,770	18,193	2,307	29,270	20,706	101%	8,564	0
Alliance	95	2,511	31	2,637	2,553	100%	84	0
Ashland	198	9,257	300	9,755	9,394	98%	361	0
Ashtabula	674	3,426	419	4,519	3,838	100%	681	17
Athens County	412	7,706	495	8,613	8,237	100%	376	1
Auglaize County	304	6,865	81	7,250	6,965	100%	285	1
Avon Lake [PT]	62	835	115	1,012	939	99%	73	4
Barberton	265	6,059	579	6,903	6,627	100%	276	8
Bedford	1,153	7,001	813	8,967	7,857	101%	1,110	0
Bellefontaine	170	5,566	140	5,876	5,682	100%	194	0
Bellevue [PT]	22	1,759	31	1,812	1,714	96%	98	0
Berea	1,084	4,630	762	6,476	5,831	108%	645	0
Bowling Green	274	8,011	4	8,289	7,679	96%	610	0
Brown County	379	5,631	436	6,446	6,035	99%	411	54
Bryan	247	6,720	1,123	8,090	7,921	101%	169	0
Cambridge	229	7,128	74	7,431	7,212	100%	219	0
Campbell [PT]	179	1,801	1	1,981	1,709	95%	272	69
Canton	904	16,136	498	17,538	16,891	102%	647	0
Carroll County	73	1,550	30	1,653	1,603	101%	50	0
Celina	104	3,074	47	3,225	3,109	100%	116	1
Champaign County	136	2,201	26	2,363	2,164	97%	199	0
Chardon	229	7,528	439	8,196	7,952	100%	244	14
Chillicothe	746	8,569	922	10,237	9,510	100%	727	0
Circleville	552	9,065	599	10,216	9,702	100%	514	1
Clark County	714	12,568	831	14,113	13,246	99%	867	0
Clermont County	451	17,919	4,712	23,082	22,667	100%	415	1
Cleveland	8,901	70,584	33,617	113,102	107,894	104%	5,208	467
Cleveland (Housing)	0	0	0	0	0	-	0	0
Cleveland Heights	1,238	11,999	3,161	16,398	15,442	102%	956	16
Clinton County	1,150	9,349	187	10,686	9,586	101%	1,100	378
Columbiana County	379	5,783	340	6,502	6,187	101%	315	8
Conneaut	19	1,644	61	1,724	1,715	101%	9	0
Coshocton	27	1,825	57	1,909	1,872	99%	37	0
Crawford County	125	5,829	594	6,548	6,426	100%	122	1
Darke County	62	2,132	107	2,301	2,203	98%	98	6
Dayton	1,859	18,204	4,859	24,922	23,648	103%	1,274	88
Defiance	137	4,969	726	5,832	5,733	101%	99	0
Delaware	643	14,133	833	15,609	14,866	99%	743	0
East Cleveland	2,096	8,026	1,786	11,908	9,500	97%	2,408	0
East Liverpool	43	1,643	24	1,710	1,626	98%	84	17
Eaton	320	4,295	473	5,088	4,611	97%	477	0
Elyria	814	8,566	894	10,274	9,277	98%	997	8
Erie County	274	6,337	534	7,145	6,819	99%	326	0
Euclid	521	5,040	1,138	6,699	6,235	101%	464	0

[PT] denotes the court contains part-time judgeships.

Municipal Courts
Other Traffic Overall Caseloads
2011

Court	Cases Pending January 1	New Filings	Reactivations and Transfers	Total Cases	Total Terminations	Clearance Rate	Cases Pending December 31	Cases Pending Beyond Time Guidelines
Fairborn	398	10,474	826	11,698	11,299	100%	399	0
Fairfield	98	2,517	240	2,855	2,752	100%	103	0
Fairfield County	613	12,132	1,040	13,785	13,239	101%	546	0
Findlay	297	8,657	367	9,321	8,856	98%	465	0
Fostoria	62	1,855	65	1,982	1,934	101%	48	0
Franklin [PT]	134	3,602	337	4,073	3,797	96%	276	1
Franklin County	3,855	84,024	26,554	114,433	110,212	100%	4,221	39
Franklin County (Env.)	52	1,287	294	1,633	1,595	101%	38	1
Fremont	166	5,424	150	5,740	5,565	100%	175	0
Gallipolis	405	5,083	549	6,037	5,651	100%	386	2
Garfield Heights	217	9,023	1,957	11,197	10,830	99%	367	0
Girard	210	4,286	375	4,871	4,513	97%	358	1
Hamilton	342	7,618	1,959	9,919	9,617	100%	302	0
Hamilton County	39,058	80,694	28,167	147,919	112,293	103%	35,626	0
Hardin County [PT]	70	2,369	68	2,507	2,399	98%	108	0
Hillsboro	80	2,448	145	2,673	2,594	100%	79	0
Hocking County	177	2,575	169	2,921	2,759	101%	162	2
Holmes County	243	1,883	18	2,144	1,844	97%	300	222
Huron [PT]	92	1,971	11	2,074	2,003	101%	71	1
Ironton	206	2,724	44	2,974	2,777	100%	197	0
Jackson County	391	6,255	590	7,236	6,843	100%	393	15
Kettering	304	13,342	418	14,064	13,667	99%	397	1
Lakewood	233	6,480	886	7,599	7,281	99%	318	0
Lawrence County [PT]	143	2,883	222	3,248	3,095	100%	153	1
Lebanon [PT]	140	3,970	195	4,305	4,158	100%	147	0
Licking County	431	12,324	1,600	14,355	13,882	100%	473	2
Lima	857	10,247	150	11,254	10,414	100%	840	96
Lorain	502	6,207	621	7,330	6,834	100%	496	5
Lyndhurst	633	11,890	685	13,208	12,354	98%	854	49
Madison County	524	12,788	1,019	14,331	13,791	100%	540	0
Mansfield	1,424	12,736	1,654	15,814	14,984	104%	830	21
Marietta	307	6,343	465	7,115	6,824	100%	291	0
Marion	574	9,551	1,230	11,355	11,004	102%	351	0
Marysville	232	5,281	320	5,833	5,592	100%	241	0
Mason [PT]	252	5,249	177	5,678	5,455	101%	223	0
Massillon	286	8,167	209	8,662	8,435	101%	227	1
Maumee	524	6,526	723	7,773	7,354	101%	419	4
Medina	481	7,282	268	8,031	7,634	101%	397	7
Mentor	191	5,415	266	5,872	5,688	100%	184	1
Miami County	480	9,695	764	10,939	10,338	99%	601	21
Miamisburg	483	6,358	834	7,675	7,171	100%	504	2
Middletown	370	7,058	760	8,188	7,715	99%	473	17
Montgomery Co. [PT]	559	10,847	1,612	13,018	12,401	100%	617	0
Morrow County	189	5,919	259	6,367	6,006	97%	361	56

[PT] denotes the court contains part-time judgeships.

Municipal Courts
Other Traffic Overall Caseloads
2011

Court	Cases Pending January 1	New Filings	Reactivations and Transfers	Total Cases	Total Terminations	Clearance Rate	Cases Pending December 31	Cases Pending Beyond Time Guidelines
Mount Vernon	132	5,424	58	5,614	5,478	100%	136	4
Napoleon	166	2,878	68	3,112	3,015	102%	97	1
New Philadelphia	679	6,085	464	7,228	6,675	102%	553	39
Newton Falls	670	7,836	373	8,879	8,396	102%	483	0
Niles	106	1,671	384	2,161	2,013	98%	148	3
Norwalk	157	7,849	386	8,392	8,197	100%	195	0
Oakwood [PT]	1,325	1,581	60	2,966	1,635	100%	1,331	0
Oberlin	233	4,941	296	5,470	5,223	100%	247	0
Oregon	186	2,741	821	3,748	3,604	101%	144	0
Ottawa County	207	3,327	218	3,752	3,526	99%	226	3
Painesville	251	6,038	177	6,466	6,232	100%	234	0
Parma	3,995	14,733	314	19,042	15,014	100%	4,028	2
Perrysburg	1,836	7,704	579	10,119	8,142	98%	1,977	0
Portage Co. (Kent)	309	3,481	322	4,112	3,854	101%	258	10
Portage Co. (Ravenna)	832	16,220	470	17,522	16,738	100%	784	10
Portsmouth	405	6,724	1,073	8,202	7,753	99%	449	3
Putnam County	56	1,758	2	1,816	1,753	100%	65	0
Rocky River	538	20,010	2,116	22,664	22,046	100%	618	1
Sandusky	469	4,944	364	5,777	5,262	99%	515	83
Shaker Heights	2,976	9,610	1,172	13,758	10,570	98%	3,188	0
Shelby [PT]	28	879	0	907	880	100%	27	17
Sidney	227	4,042	285	4,554	4,300	99%	254	0
South Euclid	359	4,053	402	4,814	4,552	102%	262	12
Steubenville	57	1,084	32	1,173	1,097	98%	76	5
Stow	493	11,296	982	12,771	12,065	98%	706	0
Struthers [PT]	491	2,316	264	3,071	2,670	103%	401	126
Sylvania	393	6,144	1,294	7,831	7,424	100%	407	0
Tiffin	65	3,124	108	3,297	3,235	100%	62	0
Toledo	4,181	28,154	18,624	50,959	47,633	102%	3,326	23
Toledo (Housing)	0	0	0	0	0	-	0	0
Upper Sandusky	189	5,212	257	5,658	5,503	101%	155	1
Van Wert	100	3,241	0	3,341	3,206	99%	135	6
Vandalia	514	10,156	1,957	12,627	11,982	99%	645	2
Vermilion [PT]	106	2,750	432	3,288	3,178	100%	110	0
Wadsworth	299	5,879	27	6,205	5,886	100%	319	0
Warren	509	7,787	1,229	9,525	8,895	99%	630	8
Washington C. H.	206	3,614	321	4,141	3,892	99%	249	0
Wayne County	335	10,343	178	10,856	10,455	99%	401	0
Willoughby	1,002	8,521	33	9,556	8,548	100%	1,008	0
Xenia	305	7,284	726	8,315	7,887	98%	428	0
Youngstown	261	4,103	1,260	5,624	5,228	97%	396	14
Zanesville	498	2,486	169	3,153	2,325	88%	828	585
Statewide	120,465	1,073,549	182,765	1,376,779	1,262,797	101%	113,982	2,686

[PT] denotes the court contains part-time judgeships.

Municipal Courts
Other Traffic Terminations
2011

Court	Jury Trial	Court Trial	Guilty/No Contest to Original Charge Judge	Guilty/No Contest to Original Charge Magistrate	Guilty/No Contest to Reduced Charge	Dismissal: Lack of Speedy Trial	Other Dismissals	Violations Bureau	Transferred Out	Unavailability of Party	Bankruptcy Stay/Interlocutory Appeal	Other Terminations
Akron	0	7	1,641	5,560	1,145	1	1,014	9,458	31	877	0	621
Alliance	0	21	647	44	109	4	65	1,579	6	62	0	17
Ashland	2	57	1,606	0	19	0	59	7,218	0	433	0	0
Ashtabula	1	24	771	186	103	3	374	1,971	0	378	0	27
Athens County	1	13	1,105	0	142	0	202	6,181	0	568	0	25
Auglaize County	6	31	460	1	263	36	58	5,648	0	459	0	2
Avon Lake [PT]	0	3	525	0	1	0	42	250	0	125	0	22
Barberton	2	28	2,650	0	71	1	127	3,190	5	514	0	42
Bedford	0	167	2,056	1,165	298	13	264	2,893	2	719	0	289
Bellefontaine	0	37	810	0	28	1	49	4,592	0	168	0	0
Bellevue [PT]	0	5	259	0	7	1	12	1,383	0	42	0	4
Berea	0	76	934	447	48	3	250	2,876	0	262	0	934
Bowling Green	0	2	322	746	311	0	421	5,693	1	52	0	134
Brown County	9	8	449	1	95	3	105	4,861	0	485	0	13
Bryan	0	32	489	0	36	0	35	2,865	1	1,193	0	3,270
Cambridge	0	148	344	369	23	0	64	5,639	0	610	2	13
Campbell [PT]	2	0	705	0	107	0	66	828	1	0	0	0
Canton	0	93	2,491	4,093	163	0	339	9,083	0	627	0	9
Carroll County	0	9	385	0	53	0	29	1,084	0	43	0	0
Celina	0	10	667	0	70	0	13	2,290	1	58	0	0
Champaign County	0	2	568	0	27	0	119	1,437	0	7	0	3
Chardon	0	138	1,233	1	138	1	246	5,753	0	385	0	57
Chillicothe	0	70	1,581	0	342	0	332	6,152	0	1,010	1	1
Circleville	3	57	1,329	0	262	3	261	6,904	0	882	0	0
Clark County	1	18	341	4,035	68	0	201	7,478	2	1,073	0	29
Clermont County	0	57	3,156	0	476	0	531	13,235	91	5,117	0	4
Cleveland	2	572	11,360	14,288	5,854	0	14,980	18,645	1,045	38,688	1	2,459
Cleveland (Housing)	0	0	0	0	0	0	0	0	0	0	0	0
Cleveland Heights	7	465	1,760	888	5	9	68	9,175	0	3,065	0	0
Clinton County	0	46	515	0	368	0	154	7,648	0	796	0	57
Columbiana County	0	14	966	0	200	0	48	4,605	11	344	0	0
Conneaut	0	2	302	0	46	0	24	1,257	0	87	0	0
Coshocton	1	9	338	0	3	0	9	1,455	0	53	0	1
Crawford County	0	4	823	25	126	2	61	4,547	0	830	0	8
Darke County	3	137	378	0	0	2	26	1,564	0	79	0	1
Dayton	0	178	2,328	6,393	1,113	2	2,546	6,281	10	4,689	0	78
Defiance	0	11	963	0	176	4	79	3,722	0	772	0	6
Delaware	0	151	1,319	100	44	1	1,105	11,257	1	889	0	0
East Cleveland	1	60	4,144	0	828	19	1,393	82	7	2,919	0	0
East Liverpool	0	0	520	0	35	1	39	1,006	0	29	0	0
Eaton	0	5	360	0	257	0	96	3,313	0	574	0	6
Elyria	0	18	1,635	755	294	0	575	5,136	21	789	0	54
Erie County	0	10	452	0	20	0	46	5,560	0	726	0	4
Euclid	1	38	2,669	160	138	2	149	1,873	0	930	0	275

[PT] denotes the court contains part-time judgeships.

Municipal Courts
Other Traffic Terminations
2011

Court	Jury Trial	Court Trial	Guilty/No Contest to Original Charge Judge	Guilty/No Contest to Original Charge Magistrate	Guilty/No Contest to Reduced Charge	Dismissal: Lack of Speedy Trial	Other Dismissals	Violations Bureau	Transferred Out	Unavailability of Party	Bankruptcy Stay/Interlocutory Appeal	Other Terminations
Fairborn	1	43	1,888	342	371	2	98	7,723	0	830	0	1
Fairfield	5	60	1,162	0	5	0	53	1,048	0	241	0	63
Fairfield County	1	32	2,426	0	138	0	275	9,034	0	1,316	4	13
Findlay	1	20	963	159	70	0	125	6,289	25	368	0	836
Fostoria	0	15	414	0	23	0	26	1,382	2	69	0	1
Franklin [PT]	12	3	784	0	38	23	89	2,431	0	331	0	76
Franklin County	3	182	7,093	13,152	1,789	1	12,924	49,682	155	25,174	0	29
Franklin County (Env.)	3	1	228	5	7	0	165	1,015	1	185	0	0
Fremont	0	4	854	0	39	0	150	4,308	0	209	0	1
Gallipolis	1	15	337	0	614	10	226	3,578	0	859	0	8
Garfield Heights	0	76	2,894	461	405	2	220	4,483	0	2,274	0	14
Girard	0	1	667	1	272	3	343	2,774	0	453	0	0
Hamilton	0	137	1,288	2,418	69	0	200	3,316	0	2,112	0	63
Hamilton County	0	619	13,268	9,323	1,378	0	9,297	37,859	93	40,101	0	3,802
Hardin County [PT]	0	40	321	0	59	0	41	1,860	0	77	0	2
Hillsboro	0	0	397	0	48	2	122	1,847	0	139	0	39
Hocking County	4	0	320	0	83	9	130	1,996	0	212	0	4
Holmes County	0	18	150	4	11	1	9	1,598	0	55	0	0
Huron [PT]	1	6	309	0	64	0	48	1,421	0	153	0	0
Ironton	0	2	328	892	0	0	91	1,318	0	146	0	0
Jackson County	0	155	398	0	185	4	246	5,144	0	711	0	0
Kettering	0	76	2,025	0	927	0	178	9,468	2	448	0	551
Lakewood	0	377	1,606	0	332	0	274	3,616	0	1,042	0	34
Lawrence County [PT]	0	41	610	45	12	1	92	1,989	1	294	0	1
Lebanon [PT]	5	10	896	0	142	1	83	2,662	0	356	0	0
Licking County	0	185	1,536	0	63	0	447	9,739	7	1,865	0	40
Lima	0	41	1,708	482	109	0	543	7,466	27	0	0	23
Lorain	1	6	2,838	0	429	3	185	2,282	101	973	0	10
Lyndhurst	0	48	1,968	1,094	115	0	120	8,226	0	688	0	95
Madison County	0	131	343	650	136	0	79	11,132	0	1,317	0	3
Mansfield	0	4	826	1,185	16	2	487	9,970	28	1,403	0	1,063
Marietta	1	43	849	0	37	1	86	5,230	0	568	0	9
Marion	0	62	1,522	863	138	0	104	6,918	0	1,394	0	4
Marysville	1	93	511	1	52	1	267	4,296	0	368	0	0
Mason [PT]	1	77	750	0	183	0	78	4,000	8	353	0	5
Massillon	0	22	462	1,158	353	0	67	6,091	27	253	0	2
Maumee	0	7	916	0	288	0	327	5,097	0	710	0	9
Medina	0	69	563	789	194	0	127	5,564	0	322	0	6
Mentor	0	4	1,171	0	121	2	332	3,768	7	279	0	3
Miami County	0	12	680	901	563	3	369	6,999	16	775	0	45
Miamisburg	0	1	1,533	368	546	0	321	3,502	0	835	0	65
Middletown	0	44	2,550	0	178	0	2	3,632	46	830	0	435
Montgomery Co. [PT]	0	24	3,814	0	630	32	829	5,285	0	1,702	1	84
Morrow County	3	24	331	0	39	22	55	5,465	0	3	0	201

[PT] denotes the court contains part-time judgeships.

Municipal Courts
Other Traffic Terminations
2011

Court	Jury Trial	Court Trial	Guilty/No Contest to Original Charge Judge	Guilty/No Contest to Original Charge Magistrate	Guilty/No Contest to Reduced Charge	Dismissal: Lack of Speedy Trial	Other Dismissals	Violations Bureau	Transferred Out	Unavailability of Party	Bankruptcy Stay/Interlocutory Appeal	Other Terminations
Mount Vernon	0	74	569	0	21	0	74	4,360	0	37	0	343
Napoleon	0	26	526	0	50	1	38	2,258	0	115	0	0
New Philadelphia	0	33	570	470	5	0	134	4,940	2	510	0	9
Newton Falls	3	29	1,787	0	680	1	121	5,390	0	381	0	4
Niles	0	1	608	0	231	0	99	784	0	290	0	0
Norwalk	1	29	1,031	0	269	0	6	6,381	0	420	0	60
Oakwood [PT]	0	8	1,807	0	69	0	116	948	0	264	0	4
Oberlin	0	7	724	0	290	1	194	3,606	28	369	0	3
Oregon	0	3	1,376	0	214	0	152	1,007	0	849	0	3
Ottawa County	0	33	543	0	41	0	78	2,602	0	229	0	0
Painesville	0	11	948	296	4	0	286	4,461	0	185	0	7
Parma	0	44	1,300	4,180	138	2	501	7,775	1	743	0	326
Perrysburg	2	39	1,584	0	89	0	148	5,705	0	574	0	2
Portage Co. (Kent)	0	0	325	320	689	0	208	2,007	2	297	0	3
Portage Co. (Ravenna)	2	10	939	848	1,171	2	267	13,101	18	379	1	1
Portsmouth	0	5	1,245	0	124	0	329	4,905	14	1,125	0	6
Putnam County	1	26	289	0	65	0	97	1,245	0	29	1	0
Rocky River	0	29	805	2,443	1,477	0	336	14,786	119	2,049	1	2
Sandusky	0	93	1,568	0	124	0	336	2,723	0	413	0	7
Shaker Heights	0	25	3,515	0	13	1	414	5,585	4	1,013	0	0
Shelby [PT]	3	0	189	0	20	28	10	630	0	2	0	0
Sidney	0	17	783	0	47	0	68	3,061	0	330	0	0
South Euclid	0	10	2,186	0	222	0	158	1,521	0	455	0	0
Steubenville	0	96	360	0	0	0	23	470	6	146	0	0
Stow	0	185	2,615	34	579	0	392	7,127	0	1,028	0	105
Struthers [PT]	0	6	593	0	461	1	87	1,199	0	322	0	1
Sylvania	0	1	957	0	569	0	776	3,782	0	1,339	0	0
Tiffin	0	21	570	0	19	1	31	2,473	9	113	0	0
Toledo	0	25	4,180	7,199	4,312	0	5,195	6,028	31	20,268	0	437
Toledo (Housing)	0	0	0	0	0	0	0	0	0	0	0	0
Upper Sandusky	0	34	697	0	12	2	31	4,385	0	341	0	1
Van Wert	1	5	328	6	22	7	60	2,614	0	8	0	155
Vandalia	0	13	3,567	1	279	0	761	5,446	0	1,915	0	0
Vermilion [PT]	0	7	1,305	0	169	2	31	1,203	0	453	0	8
Wadsworth	0	54	752	0	83	0	96	4,529	0	313	0	59
Warren	0	6	2,576	0	185	1	711	4,185	36	1,195	0	0
Washington C. H.	0	8	471	0	105	0	31	2,874	0	375	0	26
Wayne County	1	163	468	627	0	1	125	8,542	0	528	0	0
Willoughby	0	39	3,017	0	0	0	163	5,199	13	22	0	95
Xenia	1	15	2,219	0	365	1	126	4,358	0	799	0	3
Youngstown	1	9	867	930	617	0	776	1,014	77	854	0	82
Zanesville	0	0	483	0	4	0	55	1,508	0	271	0	4
Statewide	102	6,902	176,095	90,904	39,017	289	70,646	656,887	2,142	206,549	12	17,861

[PT] denotes the court contains part-time judgeships.

Municipal Courts

Personal Injury and Property Damage Overall Caseloads

2011

Court	Cases Pending January 1	New Filings	Reactivations and Transfers	Total Cases	Total Terminations	Clearance Rate	Cases Pending December 31	Cases Pending Beyond Time Guidelines
Akron	68	189	162	419	365	104%	54	0
Alliance	0	1	0	1	0	0%	1	0
Ashland	3	20	3	26	19	83%	7	0
Ashtabula	12	14	7	33	22	105%	11	1
Athens County	7	6	2	15	9	113%	6	0
Auglaize County	7	6	0	13	11	183%	2	0
Avon Lake [PT]	4	5	0	9	5	100%	4	0
Barberton	21	39	2	62	45	110%	17	1
Bedford	7	23	3	33	20	77%	13	0
Bellefontaine	8	11	0	19	16	145%	3	0
Bellevue [PT]	1	2	0	3	1	50%	2	0
Berea	21	26	0	47	34	131%	13	0
Bowling Green	4	5	0	9	9	180%	0	0
Brown County	8	14	0	22	15	107%	7	0
Bryan	14	9	1	24	19	190%	5	0
Cambridge	6	20	1	27	17	81%	10	1
Campbell [PT]	1	5	0	6	2	40%	4	0
Canton	47	77	2	126	100	127%	26	0
Carroll County	0	0	0	0	0	-	0	0
Celina	6	12	0	18	13	108%	5	0
Champaign County	9	11	0	20	7	64%	13	0
Chardon	11	23	3	37	24	92%	13	0
Chillicothe	41	39	2	82	40	98%	42	0
Circleville	20	22	1	43	28	122%	15	0
Clark County	66	118	2	186	119	99%	67	1
Clermont County	27	61	14	102	69	92%	33	0
Cleveland	172	172	23	367	240	123%	127	4
Cleveland (Housing)	0	0	0	0	0	-	0	0
Cleveland Heights	12	7	3	22	8	80%	14	7
Clinton County	10	20	0	30	24	120%	6	0
Columbiana County	8	21	0	29	21	100%	8	0
Conneaut	1	4	0	5	4	100%	1	0
Coshocton	4	21	0	25	18	86%	7	0
Crawford County	3	9	0	12	7	78%	5	0
Darke County	7	16	0	23	14	88%	9	0
Dayton	1,360	155	0	1,515	159	103%	1,356	0
Defiance	4	8	0	12	9	113%	3	0
Delaware	8	37	4	49	36	88%	13	0
East Cleveland	0	0	0	0	0	-	0	0
East Liverpool	5	11	1	17	13	108%	4	1
Eaton	10	16	0	26	17	106%	9	0
Elyria	103	188	12	303	168	84%	135	0
Erie County	1	2	0	3	3	150%	0	0
Euclid	4	22	4	30	21	81%	9	0

[PT] denotes the court contains part-time judgeships.

Municipal Courts

Personal Injury and Property Damage Overall Caseloads

2011

Court	Cases Pending January 1	New Filings	Reactivations and Transfers	Total Cases	Total Terminations	Clearance Rate	Cases Pending December 31	Cases Pending Beyond Time Guidelines
Fairborn	18	28	2	48	36	120%	12	0
Fairfield	26	16	0	42	28	175%	14	1
Fairfield County	16	41	0	57	38	93%	19	0
Findlay	14	25	3	42	27	96%	15	0
Fostoria	2	12	0	14	9	75%	5	0
Franklin [PT]	6	12	1	19	15	115%	4	0
Franklin County	555	936	52	1,543	1,083	110%	460	1
Franklin County (Env.)	0	0	0	0	0	-	0	0
Fremont	3	16	1	20	15	88%	5	0
Gallipolis	2	11	0	13	9	82%	4	0
Garfield Heights	9	14	2	25	17	106%	8	0
Girard	7	11	1	19	13	108%	6	0
Hamilton	29	72	14	115	85	99%	30	0
Hamilton County	1,816	666	1,459	3,941	3,573	168%	368	1
Hardin County [PT]	4	4	0	8	8	200%	0	0
Hillsboro	7	14	0	21	17	121%	4	0
Hocking County	4	6	1	11	8	114%	3	0
Holmes County	0	0	0	0	0	-	0	0
Huron [PT]	0	0	0	0	0	-	0	0
Ironton	6	14	1	21	14	93%	7	0
Jackson County	6	2	0	8	6	300%	2	0
Kettering	14	50	1	65	47	92%	18	0
Lakewood	10	15	3	28	16	89%	12	0
Lawrence County [PT]	3	10	2	15	10	83%	5	0
Lebanon [PT]	5	17	0	22	16	94%	6	0
Licking County	27	63	6	96	69	100%	27	0
Lima	43	57	2	102	81	137%	21	1
Lorain	13	31	0	44	28	90%	16	0
Lyndhurst	13	14	2	29	14	88%	15	0
Madison County	9	11	1	21	15	125%	6	0
Mansfield	79	57	3	139	70	117%	69	0
Marietta	0	0	0	0	0	-	0	0
Marion	27	30	2	59	45	141%	14	0
Marysville	7	10	1	18	12	109%	6	0
Mason [PT]	15	4	4	23	18	225%	5	0
Massillon	27	75	2	104	82	106%	22	0
Maumee	11	19	1	31	22	110%	9	0
Medina	14	22	0	36	26	118%	10	0
Mentor	13	38	3	54	38	93%	16	0
Miami County	25	43	18	86	66	108%	20	0
Miamisburg	20	35	1	56	43	119%	13	0
Middletown	29	51	5	85	61	109%	24	0
Montgomery Co. [PT]	16	30	3	49	37	112%	12	0
Morrow County	22	6	0	28	9	150%	19	0

[PT] denotes the court contains part-time judgeships.

Municipal Courts

Personal Injury and Property Damage Overall Caseloads

2011

Court	Cases Pending January 1	New Filings	Reactivations and Transfers	Total Cases	Total Terminations	Clearance Rate	Cases Pending December 31	Cases Pending Beyond Time Guidelines
Mount Vernon	4	15	0	19	16	107%	3	0
Napoleon	6	6	0	12	10	167%	2	0
New Philadelphia	20	16	5	41	30	143%	11	0
Newton Falls	1	7	0	8	2	29%	6	0
Niles	13	16	0	29	17	106%	12	1
Norwalk	3	11	0	14	13	118%	1	0
Oakwood [PT]	0	0	0	0	0	-	0	0
Oberlin	5	11	0	16	12	109%	4	0
Oregon	7	21	3	31	21	88%	10	0
Ottawa County	3	9	0	12	10	111%	2	0
Painesville	10	27	11	48	37	97%	11	0
Parma	15	40	1	56	43	105%	13	0
Perrysburg	22	26	3	51	33	114%	18	0
Portage Co. (Kent)	6	5	1	12	9	150%	3	0
Portage Co. (Ravenna)	24	33	4	61	47	127%	14	0
Portsmouth	28	36	17	81	61	115%	20	0
Putnam County	0	0	0	0	0	-	0	0
Rocky River	11	9	1	21	19	190%	2	0
Sandusky	21	21	0	42	30	143%	12	0
Shaker Heights	10	13	0	23	10	77%	13	0
Shelby [PT]	0	0	0	0	0	-	0	0
Sidney	10	17	5	32	26	118%	6	0
South Euclid	3	6	0	9	8	133%	1	0
Steubenville	1	0	0	1	0	-	1	0
Stow	31	51	10	92	70	115%	22	0
Struthers [PT]	4	5	0	9	3	60%	6	0
Sylvania	18	31	2	51	30	91%	21	0
Tiffin	0	0	0	0	0	-	0	0
Toledo	219	302	44	565	392	113%	173	0
Toledo (Housing)	2	0	0	2	0	-	3	0
Upper Sandusky	3	3	0	6	4	133%	2	0
Van Wert	3	7	0	10	6	86%	4	0
Vandalia	20	34	0	54	39	115%	15	0
Vermilion [PT]	3	2	0	5	5	250%	0	0
Wadsworth	12	13	0	25	19	146%	6	0
Warren	38	39	3	80	59	140%	21	1
Washington C. H.	8	14	1	23	16	107%	7	0
Wayne County	10	13	0	23	16	123%	7	0
Willoughby	20	38	3	61	41	100%	20	0
Xenia	16	30	2	48	37	116%	11	0
Youngstown	38	61	1	100	79	127%	21	0
Zanesville	15	31	0	46	23	74%	23	5
Statewide	5,786	5,074	1,966	12,826	8,889	126%	3,937	27

[PT] denotes the court contains part-time judgeships.

Municipal Courts

Personal Injury and Property Damage Terminations

2011

Court	Jury Trial	Court Trial	Default Hearing by Judge	Default Hearing by Magistrate	Dismissal: Want of Prosecution	Other Dismissals	Transferred Out	Private Judge	Unavailability of Party	Bankruptcy Stay/Interlocutory Appeal	Other Terminations
Akron	2	6	125	0	8	70	11	0	0	6	138
Alliance	0	0	0	0	0	0	0	0	0	0	0
Ashland	0	1	14	0	0	4	0	0	0	0	0
Ashtabula	0	0	14	0	0	6	0	0	0	0	1
Athens County	0	0	4	0	1	2	0	0	0	1	1
Auglaize County	0	0	8	0	0	3	0	0	0	0	0
Avon Lake [PT]	0	0	3	0	0	1	0	0	0	0	1
Barberton	0	2	29	0	0	14	0	0	0	0	0
Bedford	0	0	13	0	2	5	0	0	0	0	0
Bellefontaine	0	0	10	0	1	5	0	0	0	0	0
Bellevue [PT]	0	1	0	0	0	0	0	0	0	0	0
Berea	0	2	18	0	0	10	0	0	0	0	4
Bowling Green	0	0	5	0	0	5	0	0	0	0	0
Brown County	0	0	11	0	0	4	0	0	0	0	0
Bryan	0	1	8	0	0	6	0	0	0	1	3
Cambridge	0	0	10	0	0	6	0	0	0	0	1
Campbell [PT]	0	0	1	0	0	1	0	0	0	0	0
Canton	0	1	63	0	1	27	2	0	0	1	5
Carroll County	0	0	0	0	0	0	0	0	0	0	0
Celina	0	1	5	0	0	6	0	0	0	1	0
Champaign County	0	0	4	0	0	2	0	0	0	0	2
Chardon	0	1	10	0	4	8	1	0	0	0	0
Chillicothe	0	1	23	0	0	10	0	0	0	0	6
Circleville	0	4	13	0	0	10	0	0	0	0	1
Clark County	0	3	76	3	12	25	0	0	0	0	0
Clermont County	0	1	26	1	3	23	3	0	0	1	0
Cleveland	1	2	0	0	4	92	5	0	0	5	131
Cleveland (Housing)	0	0	0	0	0	0	0	0	0	0	0
Cleveland Heights	0	0	2	1	0	5	0	0	0	0	0
Clinton County	0	1	17	0	0	6	0	0	0	0	0
Columbiana County	0	0	16	0	0	3	0	0	0	0	2
Conneaut	0	0	2	0	0	2	0	0	0	0	0
Coshocton	0	1	10	0	0	4	0	0	0	0	3
Crawford County	0	2	4	0	0	1	0	0	0	0	0
Darke County	0	0	7	0	0	6	0	0	0	0	0
Dayton	0	0	84	0	7	43	2	0	0	0	3
Defiance	0	2	6	0	0	1	0	0	0	0	0
Delaware	0	1	4	9	3	10	1	0	2	0	6
East Cleveland	0	0	0	0	0	0	0	0	0	0	0
East Liverpool	0	0	10	0	0	2	0	0	0	1	0
Eaton	0	0	11	0	0	6	0	0	0	0	0
Elyria	0	0	0	79	11	51	0	0	0	4	23
Erie County	0	0	1	0	0	2	0	0	0	0	0
Euclid	0	0	16	0	0	2	0	0	0	2	1

[PT] denotes the court contains part-time judgeships.

Municipal Courts

Personal Injury and Property Damage Terminations

2011

Court	Jury Trial	Court Trial	Default Hearing by Judge	Default Hearing by Magistrate	Dismissal: Want of Prosecution	Other Dismissals	Transferred Out	Private Judge	Unavailability of Party	Bankruptcy Stay/Interlocutory Appeal	Other Terminations
Fairborn	0	1	24	1	0	6	0	0	0	1	3
Fairfield	1	1	0	11	1	6	0	1	0	1	6
Fairfield County	0	4	25	0	0	9	0	0	0	0	0
Findlay	0	1	12	0	2	10	1	0	0	0	0
Fostoria	0	0	7	0	0	1	0	0	0	0	1
Franklin [PT]	0	0	12	0	0	3	0	0	0	0	0
Franklin County	0	7	643	8	40	282	3	1	0	9	90
Franklin County (Env.)	0	0	0	0	0	0	0	0	0	0	0
Fremont	0	1	9	1	0	4	0	0	0	0	0
Gallipolis	0	0	7	0	0	2	0	0	0	0	0
Garfield Heights	0	1	5	0	2	7	0	0	0	0	2
Girard	0	1	4	0	0	6	0	0	0	0	2
Hamilton	1	1	40	2	2	24	0	0	0	1	14
Hamilton County	1	7	683	0	44	0	7	0	0	0	2,838
Hardin County [PT]	0	2	4	0	1	1	0	0	0	0	0
Hillsboro	0	0	14	0	0	3	0	0	0	0	0
Hocking County	0	0	7	0	0	0	1	0	0	0	0
Holmes County	0	0	0	0	0	0	0	0	0	0	0
Huron [PT]	0	0	0	0	0	0	0	0	0	0	0
Ironton	0	1	3	6	0	4	0	0	0	0	0
Jackson County	0	0	5	0	0	1	0	0	0	0	0
Kettering	0	0	29	0	2	14	3	0	0	1	1
Lakewood	0	0	9	0	1	5	0	0	0	1	0
Lawrence County [PT]	0	0	7	0	0	1	0	0	0	2	0
Lebanon [PT]	0	0	14	0	0	2	0	0	0	0	0
Licking County	1	0	42	1	2	10	0	0	0	2	11
Lima	0	0	39	0	1	13	11	0	2	0	16
Lorain	0	0	14	1	1	9	0	0	0	0	3
Lyndhurst	0	0	4	0	0	9	0	0	0	1	0
Madison County	0	1	9	0	0	5	0	0	0	0	0
Mansfield	0	3	0	36	0	23	0	0	0	0	8
Marietta	0	0	0	0	0	0	0	0	0	0	0
Marion	0	1	17	10	0	13	0	1	0	0	3
Marysville	0	0	8	0	0	4	0	0	0	0	0
Mason [PT]	0	0	5	0	3	3	0	0	0	0	6
Massillon	0	0	56	0	1	25	0	0	0	0	0
Maumee	0	1	5	0	1	12	1	0	0	1	1
Medina	0	0	14	1	0	11	0	0	0	0	0
Mentor	0	0	16	0	2	18	1	0	0	1	0
Miami County	0	3	26	1	0	16	1	0	1	2	16
Miamisburg	0	1	28	1	1	11	0	0	0	1	0
Middletown	0	3	0	40	4	15	0	0	0	0	0
Montgomery Co. [PT]	0	1	25	0	0	8	1	0	0	0	2
Morrow County	0	0	0	8	0	1	0	0	0	0	0

[PT] denotes the court contains part-time judgeships.

Municipal Courts

Personal Injury and Property Damage Terminations

2011

Court	Jury Trial	Court Trial	Default Hearing by Judge	Default Hearing by Magistrate	Dismissal: Want of Prosecution	Other Dismissals	Transferred Out	Private Judge	Unavailability of Party	Bankruptcy Stay/Interlocutory Appeal	Other Terminations
Mount Vernon	0	0	9	1	1	5	0	0	0	0	0
Napoleon	0	0	6	0	1	3	0	0	0	0	0
New Philadelphia	0	3	18	3	0	4	0	0	0	2	0
Newton Falls	0	0	0	0	0	1	0	0	0	0	1
Niles	0	0	10	0	0	1	1	0	0	0	5
Norwalk	0	0	12	0	0	1	0	0	0	0	0
Oakwood [PT]	0	0	0	0	0	0	0	0	0	0	0
Oberlin	0	0	7	0	1	3	0	0	0	0	1
Oregon	0	0	10	0	0	10	0	0	0	0	1
Ottawa County	0	0	4	0	0	6	0	0	0	0	0
Painesville	0	0	11	0	1	18	0	0	0	2	5
Parma	1	0	18	0	0	21	2	0	0	0	3
Perrysburg	1	2	12	0	0	15	0	0	0	1	2
Portage Co. (Kent)	0	0	3	0	0	3	1	0	0	0	2
Portage Co. (Ravenna)	0	1	18	10	6	8	1	0	0	1	2
Portsmouth	0	20	18	0	2	6	0	0	13	1	1
Putnam County	0	0	0	0	0	0	0	0	0	0	0
Rocky River	0	1	5	0	4	7	1	0	0	1	0
Sandusky	1	1	19	0	0	9	0	0	0	0	0
Shaker Heights	0	0	6	0	0	3	1	0	0	0	0
Shelby [PT]	0	0	0	0	0	0	0	0	0	0	0
Sidney	0	0	13	0	1	7	0	0	0	1	0
South Euclid	0	0	3	2	0	3	0	0	0	0	0
Steubenville	0	0	0	0	0	0	0	0	0	0	0
Stow	0	5	26	3	6	27	0	0	0	0	3
Struthers [PT]	0	0	1	0	0	2	0	0	0	0	0
Sylvania	0	3	21	0	0	6	0	0	0	0	0
Tiffin	0	0	0	0	0	0	0	0	0	0	0
Toledo	1	2	157	0	7	163	0	0	8	7	67
Toledo (Housing)	0	0	0	0	0	0	0	0	0	0	0
Upper Sandusky	0	0	1	0	1	1	0	0	0	0	1
Van Wert	0	0	3	0	0	3	0	0	0	0	0
Vandalia	0	0	0	30	0	9	0	0	0	0	0
Vermilion [PT]	0	1	3	0	0	1	0	0	0	0	0
Wadsworth	0	0	6	0	0	8	1	0	0	0	4
Warren	1	7	0	31	6	13	1	0	0	0	0
Washington C. H.	0	1	11	0	0	2	0	0	0	1	1
Wayne County	0	1	10	0	0	3	0	0	0	0	2
Willoughby	0	4	18	0	13	2	1	0	0	0	1
Xenia	0	0	20	0	0	16	0	0	0	0	1
Youngstown	0	1	53	0	0	17	1	0	0	1	6
Zanesville	0	0	17	0	0	6	0	0	0	0	0
Statewide	12	129	3,103	301	218	1,499	66	3	26	65	3,464

[PT] denotes the court contains part-time judgeships.

Municipal Courts
Contracts Overall Caseloads
2011

Court	Cases Pending January 1	New Filings	Reactivations and Transfers	Total Cases	Total Terminations	Clearance Rate	Cases Pending December 31	Cases Pending Beyond Time Guidelines
Akron	1,735	6,744	248	8,727	7,123	102%	1,604	6
Alliance	244	1,081	131	1,456	1,152	95%	304	0
Ashland	331	1,084	26	1,441	1,192	107%	249	0
Ashtabula	399	711	11	1,121	914	127%	207	9
Athens County	419	818	34	1,271	777	91%	494	1
Auglaize County	192	867	13	1,072	909	103%	163	0
Avon Lake [PT]	190	434	11	635	467	105%	168	2
Barberton	666	2,024	55	2,745	2,133	103%	612	40
Bedford	820	2,066	141	3,027	2,180	99%	847	0
Bellefontaine	228	1,028	0	1,256	1,061	103%	195	0
Bellevue [PT]	81	482	2	565	440	91%	125	6
Berea	605	1,838	575	3,018	2,176	90%	842	0
Bowling Green	544	1,167	9	1,720	1,424	121%	296	0
Brown County	350	524	12	886	548	102%	338	17
Bryan	311	1,001	24	1,336	1,096	107%	240	0
Cambridge	179	663	2	844	678	102%	166	9
Campbell [PT]	38	75	0	113	73	97%	40	2
Canton	1,438	5,011	18	6,467	5,360	107%	1,107	8
Carroll County	0	117	2	119	58	49%	61	0
Celina	126	475	1	602	494	104%	108	1
Champaign County	292	630	1	923	602	95%	321	0
Chardon	355	975	23	1,353	1,103	111%	250	4
Chillicothe	498	1,136	10	1,644	1,109	97%	535	0
Circleville	318	954	23	1,295	1,057	108%	238	3
Clark County	1,101	2,360	29	3,490	2,374	99%	1,116	3
Clermont County	792	2,537	494	3,823	3,096	102%	727	3
Cleveland	3,144	5,792	332	9,268	6,592	108%	2,676	104
Cleveland (Housing)	0	0	1	1	1	100%	0	0
Cleveland Heights	321	413	0	734	566	137%	168	11
Clinton County	256	640	3	899	662	103%	237	43
Columbiana County	608	2,258	35	2,901	2,425	106%	476	1
Conneaut	47	154	0	201	165	107%	36	0
Coshocton	70	388	7	465	407	103%	58	0
Crawford County	319	1,293	4	1,616	1,229	95%	387	1
Darke County	271	1,059	1	1,331	1,044	98%	287	3
Dayton	392	3,770	2	4,164	3,710	98%	454	0
Defiance	221	727	2	950	793	109%	157	2
Delaware	581	1,818	103	2,502	1,976	103%	526	1
East Cleveland	215	134	0	349	114	85%	235	0
East Liverpool	142	376	3	521	383	101%	138	17
Eaton	216	563	3	782	546	96%	236	26
Elyria	946	1,498	15	2,459	1,750	116%	709	13
Erie County	35	153	0	188	155	101%	33	0
Euclid	596	1,524	37	2,157	1,549	99%	608	0

[PT] denotes the court contains part-time judgeships.

Municipal Courts
Contracts Overall Caseloads
2011

Court	Cases Pending January 1	New Filings	Reactivations and Transfers	Total Cases	Total Terminations	Clearance Rate	Cases Pending December 31	Cases Pending Beyond Time Guidelines
Fairborn	375	1,086	13	1,474	1,158	105%	316	2
Fairfield	459	733	8	1,200	752	101%	448	47
Fairfield County	549	2,547	7	3,103	2,232	87%	871	2
Findlay	550	1,616	48	2,214	1,816	109%	398	0
Fostoria	98	511	6	615	512	99%	103	1
Franklin [PT]	139	302	18	459	344	108%	115	6
Franklin County	8,747	20,977	457	30,181	22,072	103%	8,109	802
Franklin County (Env.)	0	0	0	0	0	-	0	0
Fremont	139	712	14	865	717	99%	148	0
Gallipolis	202	563	5	770	609	107%	161	4
Garfield Heights	520	1,571	61	2,152	1,744	107%	408	0
Girard	144	676	8	828	645	94%	183	0
Hamilton	596	1,098	53	1,747	1,341	117%	406	7
Hamilton County	681	14,677	6,907	22,265	17,142	79%	5,123	20
Hardin County [PT]	145	436	0	581	457	105%	124	0
Hillsboro	156	392	6	554	444	112%	110	1
Hocking County	169	513	0	682	548	107%	134	1
Holmes County	120	347	0	467	369	106%	98	33
Huron [PT]	50	137	0	187	147	107%	40	2
Ironton	118	280	0	398	286	102%	112	0
Jackson County	1	3	0	4	2	67%	2	1
Kettering	491	1,093	21	1,605	1,203	108%	402	4
Lakewood	240	797	16	1,053	869	107%	184	0
Lawrence County [PT]	126	423	10	559	394	91%	165	3
Lebanon [PT]	141	379	10	530	421	108%	109	2
Licking County	660	2,248	41	2,949	2,309	101%	640	0
Lima	1,241	4,086	22	5,349	4,088	100%	1,261	6
Lorain	703	1,476	10	2,189	1,655	111%	534	8
Lyndhurst	556	1,202	18	1,776	1,219	100%	557	0
Madison County	193	577	10	780	621	106%	159	0
Mansfield	263	623	8	894	503	80%	391	0
Marietta	270	759	0	1,029	790	104%	239	0
Marion	318	819	23	1,160	896	106%	264	1
Marysville	215	737	8	960	750	101%	210	0
Mason [PT]	314	560	74	948	636	100%	312	0
Massillon	546	1,962	9	2,517	1,948	99%	569	4
Maumee	203	729	7	939	769	104%	170	0
Medina	503	1,571	2	2,076	1,644	105%	432	6
Mentor	312	965	27	1,304	1,035	104%	269	0
Miami County	748	2,009	755	3,512	2,846	103%	666	13
Miamisburg	66	193	0	259	196	102%	63	0
Middletown	617	1,426	29	2,072	1,503	103%	569	6
Montgomery Co. [PT]	563	1,675	14	2,252	1,725	102%	527	0
Morrow County	648	332	0	980	513	155%	467	0

[PT] denotes the court contains part-time judgeships.

Municipal Courts
Contracts Overall Caseloads
2011

Court	Cases Pending January 1	New Filings	Reactivations and Transfers	Total Cases	Total Terminations	Clearance Rate	Cases Pending December 31	Cases Pending Beyond Time Guidelines
Mount Vernon	185	643	3	831	666	103%	165	0
Napoleon	138	411	1	550	449	109%	101	2
New Philadelphia	218	262	51	531	412	132%	119	5
Newton Falls	26	99	1	126	76	76%	50	0
Niles	220	638	9	867	677	105%	190	1
Norwalk	359	1,583	17	1,959	1,656	104%	303	0
Oakwood [PT]	0	0	0	0	0	-	0	0
Oberlin	186	677	8	871	709	104%	162	0
Oregon	113	443	13	569	461	101%	108	0
Ottawa County	178	430	14	622	490	110%	132	3
Painesville	488	1,467	65	2,020	1,554	101%	466	1
Parma	1,127	2,710	14	3,851	2,778	102%	1,073	0
Perrysburg	723	1,126	12	1,861	1,198	105%	663	0
Portage Co. (Kent)	194	761	27	982	755	96%	227	2
Portage Co. (Ravenna)	756	2,002	109	2,867	2,345	111%	522	2
Portsmouth	430	1,598	281	2,309	1,919	102%	390	2
Putnam County	98	357	0	455	368	103%	87	0
Rocky River	449	1,292	20	1,761	1,341	102%	420	1
Sandusky	464	1,409	3	1,876	1,418	100%	458	44
Shaker Heights	298	634	4	936	705	111%	231	0
Shelby [PT]	7	238	0	245	238	100%	7	7
Sidney	363	1,265	88	1,716	1,456	108%	260	0
South Euclid	149	335	2	486	382	113%	104	0
Steubenville	1	0	0	1	1	-	0	0
Stow	924	2,767	19	3,710	2,871	103%	839	0
Struthers [PT]	267	693	2	962	642	92%	320	72
Sylvania	539	1,096	48	1,683	1,223	107%	460	0
Tiffin	172	718	1	891	753	105%	138	2
Toledo	3,906	11,099	701	15,706	11,975	101%	3,731	0
Toledo (Housing)	9	2	1	12	6	200%	6	0
Upper Sandusky	29	130	0	159	139	107%	20	0
Van Wert	130	560	0	690	544	97%	146	9
Vandalia	346	902	0	1,248	947	105%	301	0
Vermilion [PT]	126	349	5	480	390	110%	90	0
Wadsworth	188	361	2	551	451	124%	100	0
Warren	583	1,525	50	2,158	1,659	105%	499	23
Washington C. H.	200	492	2	694	552	112%	142	2
Wayne County	463	1,405	7	1,875	1,509	107%	366	0
Willoughby	584	1,577	45	2,206	1,582	98%	624	0
Xenia	355	882	23	1,260	975	108%	285	0
Youngstown	703	1,696	131	2,530	1,951	107%	579	15
Zanesville	1	5	0	6	2	40%	4	1
Statewide	61,222	181,819	12,947	255,988	195,758	101%	60,230	1,512

[PT] denotes the court contains part-time judgeships.

Municipal Courts
Contracts Terminations
2011

Court	Jury Trial	Court Trial	Default Hearing by Judge	Default Hearing by Magistrate	Dismissal: Want of Prosecution	Other Dismissals	Transferred Out	Private Judge	Unavailability of Party	Bankruptcy Stay/Interlocutory Appeal	Other Terminations
Akron	1	36	5,052	2	307	1,337	92	1	2	208	83
Alliance	0	1	791	0	42	212	24	0	0	29	55
Ashland	1	0	899	0	32	233	1	0	0	19	7
Ashtabula	0	0	572	0	0	290	0	0	0	34	18
Athens County	0	5	365	0	62	117	1	0	0	29	198
Auglaize County	4	0	706	0	0	163	1	0	1	24	6
Avon Lake [PT]	0	45	257	0	0	147	0	0	0	13	15
Barberton	0	79	1,562	0	0	378	0	0	0	85	29
Bedford	0	0	1,512	0	22	541	6	0	0	48	51
Bellefontaine	0	0	902	0	25	107	0	0	0	26	1
Bellevue [PT]	0	25	348	0	0	57	0	0	0	10	0
Berea	0	141	1,185	0	59	455	3	0	0	63	269
Bowling Green	0	1	1,024	1	54	174	0	0	0	36	140
Brown County	1	18	375	0	0	132	0	0	0	21	0
Bryan	0	4	792	0	28	148	0	0	4	27	93
Cambridge	0	5	462	2	0	176	0	0	0	10	23
Campbell [PT]	0	3	55	0	0	14	0	0	0	0	1
Canton	2	25	3,941	19	209	798	13	0	0	158	200
Carroll County	0	0	42	0	0	5	0	0	0	5	6
Celina	0	35	341	0	12	88	0	0	0	17	0
Champaign County	0	0	340	12	0	117	1	0	0	26	106
Chardon	0	6	596	0	68	229	2	0	0	24	179
Chillicothe	0	5	659	21	0	225	4	0	0	49	147
Circleville	2	35	811	0	0	172	0	0	0	33	4
Clark County	0	71	1,750	94	105	294	1	0	0	52	7
Clermont County	0	83	1,677	75	57	637	26	0	0	86	0
Cleveland	0	8	3	21	112	1,559	6	0	0	137	4,746
Cleveland (Housing)	0	0	0	0	0	0	0	0	0	0	1
Cleveland Heights	6	12	357	23	18	141	0	0	2	6	1
Clinton County	0	4	454	47	0	154	0	0	1	0	1
Columbiana County	1	3	1,787	0	86	430	5	0	0	1	110
Conneaut	0	1	106	0	10	39	0	0	0	8	1
Coshocton	0	1	303	0	1	61	3	0	1	3	34
Crawford County	1	80	908	0	0	214	1	0	0	25	0
Darke County	1	31	788	1	0	170	1	0	0	38	2
Dayton	0	8	2,637	2	293	381	53	0	0	65	312
Defiance	2	70	573	0	29	100	0	0	0	19	0
Delaware	0	19	460	625	136	414	2	0	2	103	207
East Cleveland	0	0	84	0	0	25	1	0	0	2	0
East Liverpool	0	18	271	0	0	70	2	0	0	29	2
Eaton	0	0	409	0	1	114	2	0	0	19	1
Elyria	0	0	0	900	118	424	1	0	0	92	215
Erie County	0	13	97	0	0	35	0	0	0	4	6
Euclid	0	1	1,128	16	100	206	0	0	6	75	17

[PT] denotes the court contains part-time judgeships.

Municipal Courts
Contracts Terminations
2011

Court	Jury Trial	Court Trial	Default Hearing by Judge	Default Hearing by Magistrate	Dismissal: Want of Prosecution	Other Dismissals	Transferred Out	Private Judge	Unavailability of Party	Bankruptcy Stay/Interlocutory Appeal	Other Terminations
Fairborn	0	4	727	26	61	174	2	0	0	35	125
Fairfield	21	13	68	179	124	181	4	13	2	33	115
Fairfield County	0	156	1,517	2	1	448	0	0	0	98	10
Findlay	0	2	1,191	0	63	494	7	0	1	26	32
Fostoria	0	0	400	0	13	54	1	0	1	12	31
Franklin [PT]	0	0	265	2	0	69	0	0	0	7	1
Franklin County	5	22	14,237	87	1,337	3,768	60	0	2	706	1,835
Franklin County (Env.)	0	0	0	0	0	0	0	0	0	0	0
Fremont	2	13	569	0	15	93	0	0	1	10	14
Gallipolis	1	2	461	0	15	117	0	0	3	9	1
Garfield Heights	0	84	999	3	103	287	2	0	0	68	197
Girard	0	3	464	1	6	101	1	0	0	26	43
Hamilton	0	11	748	18	111	196	1	0	0	28	230
Hamilton County	3	36	13,787	0	1,270	0	31	0	0	67	1,927
Hardin County [PT]	0	19	357	0	15	51	0	0	0	13	2
Hillsboro	0	0	339	0	0	94	0	0	1	8	1
Hocking County	1	0	412	0	0	122	0	1	1	9	2
Holmes County	0	1	298	0	0	58	0	0	1	9	2
Huron [PT]	1	0	114	0	4	20	0	0	0	8	0
Ironton	1	10	56	142	0	68	1	1	0	4	3
Jackson County	0	0	0	0	0	1	0	0	0	1	0
Kettering	2	20	761	3	78	259	2	0	0	91	13
Lakewood	0	0	542	1	1	214	0	0	0	24	87
Lawrence County [PT]	0	2	280	1	1	92	0	0	0	16	0
Lebanon [PT]	6	3	284	3	24	76	2	0	0	19	3
Licking County	0	1	1,305	1	117	360	4	0	0	105	413
Lima	0	11	2,768	2	154	914	14	0	8	56	231
Lorain	0	4	602	68	80	315	1	0	1	60	524
Lyndhurst	0	0	732	0	133	328	1	0	0	27	1
Madison County	0	7	373	1	0	218	0	0	0	21	1
Mansfield	0	2	0	318	2	77	0	0	3	2	99
Marietta	2	86	500	7	0	191	0	0	0	0	4
Marion	0	0	322	266	0	200	0	0	0	26	82
Marysville	0	4	579	0	0	165	0	0	2	0	0
Mason [PT]	0	10	391	3	84	51	0	0	0	32	61
Massillon	0	3	1,472	8	73	324	2	0	0	63	3
Maumee	0	2	480	0	27	208	1	0	0	19	32
Medina	0	0	1,072	125	49	313	0	0	1	82	0
Mentor	1	5	534	4	73	345	3	0	0	33	38
Miami County	0	20	1,220	73	0	426	5	4	2	248	855
Miamisburg	0	12	138	5	11	20	1	0	0	9	0
Middletown	0	111	0	995	114	235	1	0	0	43	0
Montgomery Co. [PT]	0	32	1,242	0	24	264	3	0	0	60	100
Morrow County	0	0	38	362	0	105	0	0	0	0	5

[PT] denotes the court contains part-time judgeships.

Municipal Courts
Contracts Terminations
2011

Court	Jury Trial	Court Trial	Default Hearing by Judge	Default Hearing by Magistrate	Dismissal: Want of Prosecution	Other Dismissals	Transferred Out	Private Judge	Unavailability of Party	Bankruptcy Stay/Interlocutory Appeal	Other Terminations
Mount Vernon	0	27	394	0	66	137	2	1	0	36	1
Napoleon	0	7	357	0	2	76	0	0	0	7	0
New Philadelphia	0	13	143	52	0	151	0	0	0	46	6
Newton Falls	0	10	43	0	1	16	0	0	0	4	2
Niles	0	3	469	0	0	18	1	0	0	26	160
Norwalk	0	35	1,223	0	56	299	1	0	1	40	0
Oakwood [PT]	0	0	0	0	0	0	0	0	0	0	0
Oberlin	0	0	432	0	30	128	0	0	0	22	95
Oregon	1	0	302	0	7	100	0	0	0	12	39
Ottawa County	0	11	252	1	26	195	0	0	1	3	1
Painesville	1	16	820	3	86	401	7	0	0	59	162
Parma	0	5	1,540	0	21	955	3	0	0	76	188
Perrysburg	5	33	783	9	9	275	2	0	0	12	68
Portage Co. (Kent)	0	6	496	10	36	131	0	0	3	20	53
Portage Co. (Ravenna)	0	19	1,330	160	108	412	8	2	3	90	208
Portsmouth	0	452	779	7	35	190	5	0	273	23	155
Putnam County	1	0	244	0	0	75	0	0	0	0	48
Rocky River	0	13	797	4	120	363	8	0	2	34	0
Sandusky	0	7	1,191	0	30	186	1	0	0	2	1
Shaker Heights	0	0	450	0	27	209	2	0	1	10	6
Shelby [PT]	0	0	237	0	0	1	0	0	0	0	0
Sidney	0	2	1,038	0	104	190	2	1	0	31	1
South Euclid	0	34	203	30	0	80	0	0	0	26	9
Steubenville	0	1	0	0	0	0	0	0	0	0	0
Stow	0	260	1,773	12	145	536	6	0	0	51	88
Struthers [PT]	3	19	462	0	0	107	0	0	0	25	27
Sylvania	0	6	797	0	0	382	0	0	6	31	1
Tiffin	1	0	492	0	18	139	0	2	0	15	84
Toledo	1	3	8,073	1	401	2,664	2	0	19	191	554
Toledo (Housing)	0	0	7	0	0	4	0	0	0	0	0
Upper Sandusky	0	0	87	0	15	8	0	0	1	14	14
Van Wert	0	0	458	0	0	80	0	0	0	6	0
Vandalia	0	0	35	642	65	143	0	0	0	46	16
Vermilion [PT]	0	11	211	0	20	84	2	0	0	12	50
Wadsworth	0	8	243	1	0	106	1	0	0	12	72
Warren	0	66	7	1,195	86	241	2	0	0	59	0
Washington C. H.	1	38	442	0	0	49	0	0	0	21	0
Wayne County	6	10	979	1	17	270	1	1	0	28	196
Willoughby	0	17	705	0	402	117	2	0	0	61	252
Xenia	0	8	597	0	33	248	1	0	0	51	37
Youngstown	0	2	1,342	0	26	404	6	0	0	38	133
Zanesville	0	0	2	0	0	0	0	0	0	0	0
Statewide	88	2,745	120,260	6,695	8,161	34,049	467	27	359	5,211	17,144

[PT] denotes the court contains part-time judgeships.

Municipal Courts
Forcible Entry and Detainer Overall Caseloads
2011

Court	Cases Pending January 1	New Filings	Reactivations and Transfers	Total Cases	Total Terminations	Clearance Rate	Cases Pending December 31	Cases Pending Beyond Time Guidelines
Akron	1,361	3,539	235	5,135	3,606	96%	1,529	0
Alliance	156	337	17	510	324	92%	186	0
Ashland	57	174	0	231	118	68%	113	0
Ashtabula	115	251	3	369	253	100%	116	0
Athens County	59	187	3	249	186	98%	63	0
Auglaize County	5	100	0	105	99	99%	6	0
Avon Lake [PT]	19	117	1	137	109	92%	28	0
Barberton	320	622	2	944	525	84%	419	22
Bedford	137	2,288	11	2,436	2,325	101%	111	0
Bellefontaine	208	332	0	540	330	99%	210	5
Bellevue [PT]	7	35	0	42	38	109%	4	0
Berea	249	597	5	851	718	119%	133	0
Bowling Green	96	264	2	362	208	78%	154	0
Brown County	35	140	0	175	153	109%	22	7
Bryan	40	124	0	164	108	87%	56	1
Cambridge	26	119	0	145	123	103%	22	1
Campbell [PT]	8	113	1	122	103	90%	19	0
Canton	825	2,133	1	2,959	1,947	91%	1,012	0
Carroll County	5	62	0	67	57	92%	10	0
Celina	19	95	0	114	85	89%	29	0
Champaign County	41	236	1	278	225	95%	53	0
Chardon	22	163	6	191	159	94%	32	0
Chillicothe	312	376	0	688	395	105%	293	0
Circleville	35	333	4	372	331	98%	41	0
Clark County	92	1,110	0	1,202	1,075	97%	127	0
Clermont County	209	1,854	151	2,214	1,985	99%	229	0
Cleveland	1	0	0	1	1	-	0	0
Cleveland (Housing)	2,145	11,104	88	13,337	10,957	98%	2,380	2
Cleveland Heights	324	533	1	858	548	103%	310	40
Clinton County	53	264	2	319	224	84%	95	13
Columbiana County	34	236	1	271	239	101%	32	0
Conneaut	6	57	0	63	57	100%	6	0
Coshocton	29	93	0	122	96	103%	26	0
Crawford County	31	231	0	262	239	103%	23	0
Darke County	25	129	0	154	128	99%	26	0
Dayton	2,300	2,902	0	5,202	3,094	107%	2,108	0
Defiance	21	157	0	178	139	89%	39	0
Delaware	95	633	21	749	656	100%	93	1
East Cleveland	877	855	4	1,736	661	77%	1,075	0
East Liverpool	13	90	0	103	89	99%	14	0
Eaton	8	141	0	149	134	95%	15	0
Elyria	394	1,007	46	1,447	1,018	97%	429	0
Erie County	2	14	0	16	11	79%	5	0
Euclid	539	1,453	0	1,992	1,504	104%	488	0

[PT] denotes the court contains part-time judgeships.

Municipal Courts

Forcible Entry and Detainer Overall Caseloads

2011

Court	Cases Pending January 1	New Filings	Reactivations and Transfers	Total Cases	Total Terminations	Clearance Rate	Cases Pending December 31	Cases Pending Beyond Time Guidelines
Fairborn	216	433	0	649	413	95%	236	0
Fairfield	131	719	2	852	729	101%	123	2
Fairfield County	200	967	2	1,169	930	96%	239	5
Findlay	83	337	1	421	329	97%	92	0
Fostoria	40	96	1	137	95	98%	42	0
Franklin [PT]	31	224	7	262	236	102%	26	0
Franklin County	14,294	19,487	110	33,891	19,139	98%	14,752	2,003
Franklin County (Env.)	0	0	0	0	0	-	0	0
Fremont	20	150	1	171	148	98%	23	0
Gallipolis	28	80	0	108	99	124%	9	0
Garfield Heights	132	778	16	926	775	98%	151	0
Girard	23	270	0	293	268	99%	25	0
Hamilton	171	1,585	44	1,800	1,624	100%	176	0
Hamilton County	7,682	13,956	2,454	24,092	13,917	85%	10,175	6
Hardin County [PT]	12	116	0	128	100	86%	28	0
Hillsboro	16	193	0	209	187	97%	22	0
Hocking County	28	74	0	102	69	93%	33	3
Holmes County	11	38	1	50	34	87%	16	7
Huron [PT]	8	56	0	64	60	107%	4	0
Ironton	11	148	0	159	148	100%	11	0
Jackson County	55	117	0	172	50	43%	122	50
Kettering	198	287	3	488	318	110%	170	6
Lakewood	170	1,054	17	1,241	1,131	106%	110	0
Lawrence County [PT]	3	152	2	157	153	99%	4	0
Lebanon [PT]	27	224	0	251	226	101%	25	0
Licking County	229	853	6	1,088	780	91%	308	0
Lima	266	922	3	1,191	1,070	116%	121	0
Lorain	226	1,213	1	1,440	1,287	106%	153	0
Lyndhurst	38	611	1	650	606	99%	44	0
Madison County	22	230	1	253	230	100%	23	0
Mansfield	954	931	3	1,888	921	99%	967	0
Marietta	61	162	2	225	178	109%	47	0
Marion	147	556	33	736	486	83%	250	3
Marysville	21	274	0	295	257	94%	38	0
Mason [PT]	50	183	38	271	231	105%	40	0
Massillon	397	615	4	1,016	677	109%	339	5
Maumee	30	86	0	116	100	116%	16	0
Medina	185	565	5	755	551	97%	204	0
Mentor	43	290	0	333	275	95%	58	0
Miami County	153	543	17	713	575	103%	138	2
Miamisburg	333	764	6	1,103	774	101%	329	0
Middletown	260	1,496	21	1,777	1,466	97%	311	0
Montgomery Co. [PT]	394	1,238	7	1,639	1,319	106%	320	0
Morrow County	200	93	1	294	86	91%	208	0

[PT] denotes the court contains part-time judgeships.

Municipal Courts

Forcible Entry and Detainer Overall Caseloads

2011

Court	Cases Pending January 1	New Filings	Reactivations and Transfers	Total Cases	Total Terminations	Clearance Rate	Cases Pending December 31	Cases Pending Beyond Time Guidelines
Mount Vernon	73	238	0	311	210	88%	101	0
Napoleon	41	77	0	118	112	145%	6	0
New Philadelphia	44	313	4	361	286	90%	75	0
Newton Falls	17	94	1	112	95	100%	17	0
Niles	53	251	1	305	247	98%	58	2
Norwalk	20	263	1	284	263	100%	21	0
Oakwood [PT]	0	5	0	5	5	100%	0	0
Oberlin	42	110	2	154	118	105%	36	0
Oregon	17	121	1	139	84	69%	55	0
Ottawa County	24	100	3	127	94	91%	33	0
Painesville	129	540	12	681	539	98%	142	0
Parma	762	1,311	6	2,079	1,369	104%	710	0
Perrysburg	233	379	2	614	364	96%	250	0
Portage Co. (Kent)	73	378	9	460	350	90%	110	4
Portage Co. (Ravenna)	156	629	13	798	623	97%	175	0
Portsmouth	67	456	7	530	468	101%	62	0
Putnam County	2	35	0	37	32	91%	5	0
Rocky River	97	457	0	554	454	99%	100	0
Sandusky	115	393	7	515	339	85%	176	2
Shaker Heights	184	429	0	613	404	94%	209	0
Shelby [PT]	58	51	0	109	56	110%	53	49
Sidney	78	331	17	426	358	103%	68	0
South Euclid	35	151	1	187	147	97%	40	0
Steubenville	17	217	1	235	219	100%	16	0
Stow	286	799	8	1,093	798	99%	295	0
Struthers [PT]	27	97	4	128	92	91%	36	9
Sylvania	99	466	17	582	471	98%	111	0
Tiffin	18	137	0	155	133	97%	22	1
Toledo	0	0	0	0	0	-	2	0
Toledo (Housing)	1,684	6,086	212	7,982	6,099	97%	1,883	7
Upper Sandusky	0	28	0	28	27	96%	1	0
Van Wert	30	103	0	133	82	80%	51	14
Vandalia	100	735	4	839	676	91%	163	0
Vermilion [PT]	18	94	0	112	101	107%	11	0
Wadsworth	56	167	2	225	200	118%	25	0
Warren	149	811	5	965	822	101%	143	3
Washington C. H.	52	111	0	163	110	99%	53	0
Wayne County	116	451	4	571	465	102%	106	0
Willoughby	138	622	15	775	623	98%	152	0
Xenia	46	297	1	344	252	85%	92	0
Youngstown	117	1,138	45	1,300	1,066	90%	234	3
Zanesville	62	333	3	398	233	69%	165	37
Statewide	44,289	108,570	3,824	156,683	107,911	96%	48,772	2,315

[PT] denotes the court contains part-time judgeships.

Municipal Courts
Forcible Entry and Detainer Terminations
2011

Court	Jury Trial	Court Trial	Default Hearing by Judge	Default Hearing by Magistrate	Dismissal: Want of Prosecution	Other Dismissals	Transferred Out	Private Judge	Unavailability of Party	Bankruptcy Stay/Interlocutory Appeal	Other Terminations
Akron	0	2	711	651	1,678	323	22	0	0	10	202
Alliance	0	0	63	16	150	90	0	0	0	2	3
Ashland	0	0	54	0	26	36	1	0	0	0	1
Ashtabula	0	0	99	0	0	134	0	0	0	0	20
Athens County	0	2	126	0	21	33	2	0	0	0	2
Auglaize County	0	0	59	0	0	37	0	0	0	0	3
Avon Lake [PT]	0	30	10	0	0	72	0	0	0	0	2
Barberton	0	2	172	0	2	341	0	0	0	1	7
Bedford	0	0	1,335	0	4	958	0	0	0	5	23
Bellefontaine	0	0	81	0	161	86	0	0	0	2	0
Bellevue [PT]	0	27	0	0	0	11	0	0	0	0	0
Berea	0	39	393	1	2	150	0	0	0	3	130
Bowling Green	0	0	73	31	0	95	0	0	0	0	11
Brown County	0	0	108	0	0	45	0	0	0	0	0
Bryan	0	2	75	0	2	24	0	0	0	0	5
Cambridge	0	0	0	98	0	21	0	0	0	2	2
Campbell [PT]	0	0	69	0	1	31	1	0	0	1	0
Canton	0	33	243	604	818	240	0	0	0	6	12
Carroll County	0	1	33	0	0	22	0	0	0	0	1
Celina	0	64	0	0	8	12	0	0	0	1	0
Champaign County	0	0	11	163	0	48	0	0	0	0	2
Chardon	0	4	113	4	0	34	1	0	0	1	2
Chillicothe	0	0	0	333	0	60	0	0	0	1	1
Circleville	0	0	78	139	0	111	0	0	2	1	0
Clark County	0	0	4	806	11	250	0	0	0	3	1
Clermont County	0	5	21	1,646	46	108	2	0	0	2	0
Cleveland	0	0	0	0	0	0	0	0	0	0	1
Cleveland (Housing)	0	196	7	3,439	3,649	3,013	15	0	0	15	623
Cleveland Heights	1	35	82	89	162	170	1	0	5	2	1
Clinton County	0	1	2	102	0	119	0	0	0	0	0
Columbiana County	0	0	151	0	9	74	1	0	0	1	2
Conneaut	0	0	44	0	1	12	0	0	0	0	0
Coshocton	0	0	72	0	1	20	0	0	0	2	1
Crawford County	0	194	4	0	0	41	0	0	0	0	0
Darke County	0	0	97	0	0	30	0	0	0	0	0
Dayton	0	0	668	6	1,705	695	0	0	0	3	6
Defiance	0	3	87	0	0	49	0	0	0	0	0
Delaware	0	1	12	258	109	253	0	0	0	2	20
East Cleveland	0	0	200	0	22	184	25	0	0	0	206
East Liverpool	0	0	46	0	0	44	0	0	0	0	1
Eaton	0	0	104	0	0	29	0	0	0	0	1
Elyria	0	0	0	374	302	324	0	0	0	4	14
Erie County	0	1	9	0	0	1	0	0	0	0	0
Euclid	0	0	982	5	43	457	0	0	0	7	10

[PT] denotes the court contains part-time judgeships.

Municipal Courts
Forcible Entry and Detainer Terminations
2011

Court	Jury Trial	Court Trial	Default Hearing by Judge	Default Hearing by Magistrate	Dismissal: Want of Prosecution	Other Dismissals	Transferred Out	Private Judge	Unavailability of Party	Bankruptcy Stay/Interlocutory Appeal	Other Terminations
Fairborn	0	0	11	8	249	125	0	0	0	2	18
Fairfield	0	0	6	6	35	430	0	1	1	0	249
Fairfield County	0	330	67	0	0	528	0	0	0	4	1
Findlay	0	6	190	0	5	127	0	0	0	1	0
Fostoria	0	0	24	0	39	25	0	0	0	2	5
Franklin [PT]	0	0	183	6	0	46	0	0	0	0	1
Franklin County	0	18	1,080	5,861	10,707	1,249	9	0	0	74	140
Franklin County (Env.)	0	0	0	0	0	0	0	0	0	0	0
Fremont	0	1	79	1	4	63	0	0	0	0	0
Gallipolis	0	0	67	11	2	18	0	0	0	0	1
Garfield Heights	0	1	114	290	152	182	0	0	0	2	34
Girard	0	0	5	151	2	103	1	0	0	1	5
Hamilton	0	1	5	574	248	790	1	1	0	2	11
Hamilton County	0	3	6,952	0	6,925	0	10	0	0	0	22
Hardin County [PT]	0	65	0	0	2	32	1	0	0	0	0
Hillsboro	0	0	90	0	0	97	1	0	0	0	0
Hocking County	0	0	36	0	1	31	0	0	0	1	0
Holmes County	0	15	11	0	0	8	0	0	0	0	0
Huron [PT]	0	0	44	0	3	13	0	0	0	0	0
Ironton	0	0	2	128	0	18	0	0	0	0	0
Jackson County	0	0	31	0	0	18	0	0	0	1	0
Kettering	0	1	82	0	159	75	2	0	0	2	2
Lakewood	0	0	17	495	5	576	0	0	0	2	36
Lawrence County [PT]	0	0	134	0	0	18	0	0	0	1	0
Lebanon [PT]	2	159	1	2	19	40	0	0	0	0	0
Licking County	0	0	57	201	245	250	0	0	0	0	25
Lima	0	2	36	850	89	74	5	0	0	3	7
Lorain	0	7	140	758	96	261	3	0	2	4	16
Lyndhurst	0	0	321	0	0	277	0	0	0	4	4
Madison County	0	156	0	0	0	74	0	0	0	0	0
Mansfield	0	1	0	132	2	122	0	0	0	0	664
Marietta	0	30	0	0	0	125	0	0	0	0	23
Marion	0	0	48	40	0	363	0	0	0	1	34
Marysville	0	0	171	2	0	84	0	0	0	0	0
Mason [PT]	0	0	73	14	93	30	0	0	0	2	19
Massillon	0	2	124	55	333	160	0	0	0	3	0
Maumee	0	27	5	0	19	47	1	0	0	0	1
Medina	0	0	88	126	139	191	0	0	0	3	1
Mentor	0	6	105	1	23	137	2	0	0	1	0
Miami County	0	1	298	1	0	227	0	0	0	3	46
Miamisburg	0	63	84	0	419	205	0	0	0	2	1
Middletown	0	4	0	648	89	723	1	0	0	0	0
Montgomery Co. [PT]	0	9	285	0	65	863	1	0	0	2	94
Morrow County	0	35	1	0	0	50	0	0	0	0	0

[PT] denotes the court contains part-time judgeships.

Municipal Courts
Forcible Entry and Detainer Terminations
2011

Court	Jury Trial	Court Trial	Default Hearing by Judge	Default Hearing by Magistrate	Dismissal: Want of Prosecution	Other Dismissals	Transferred Out	Private Judge	Unavailability of Party	Bankruptcy Stay/Interlocutory Appeal	Other Terminations
Mount Vernon	0	3	66	0	87	54	0	0	0	0	0
Napoleon	0	1	75	0	1	35	0	0	0	0	0
New Philadelphia	0	77	0	0	0	195	0	0	1	1	1
Newton Falls	0	13	32	0	0	48	0	0	0	0	2
Niles	0	9	137	0	7	17	0	0	0	1	76
Norwalk	0	0	204	0	3	53	1	0	0	1	1
Oakwood [PT]	0	3	5	0	0	2	0	0	0	0	0
Oberlin	0	0	40	0	29	36	0	0	0	2	9
Oregon	0	0	6	26	4	39	0	0	0	0	9
Ottawa County	0	0	31	0	7	56	0	0	0	0	0
Painesville	0	18	366	5	9	132	4	0	0	0	5
Parma	0	1	319	0	81	711	1	0	0	2	253
Perrysburg	0	1	39	54	60	209	0	0	0	0	1
Portage Co. (Kent)	0	7	68	58	82	122	0	0	0	3	10
Portage Co. (Ravenna)	0	10	68	156	172	204	0	0	0	7	4
Portsmouth	0	416	0	2	0	45	1	1	2	0	1
Putnam County	0	0	0	0	0	6	0	0	0	0	26
Rocky River	0	0	113	51	99	181	0	0	0	1	0
Sandusky	0	0	1	299	33	5	0	0	1	0	0
Shaker Heights	0	0	130	0	105	165	2	0	0	2	0
Shelby [PT]	0	0	54	0	0	2	0	0	0	0	0
Sidney	0	0	123	0	149	71	0	0	0	1	0
South Euclid	0	0	0	71	0	74	0	0	0	2	0
Steubenville	0	0	169	0	0	50	0	0	0	0	0
Stow	0	12	84	222	241	215	0	0	0	8	16
Struthers [PT]	0	0	29	0	0	33	0	0	0	1	29
Sylvania	0	112	128	0	0	229	0	0	0	2	0
Tiffin	0	56	4	0	3	62	0	1	0	0	5
Toledo	0	0	0	0	0	0	0	0	0	0	0
Toledo (Housing)	0	47	129	4,327	1,047	441	0	0	0	10	118
Upper Sandusky	0	0	15	0	6	2	0	0	0	0	4
Van Wert	0	0	37	0	0	45	0	0	0	0	0
Vandalia	0	0	5	486	20	162	0	0	0	0	3
Vermilion [PT]	0	19	29	1	2	48	1	0	0	0	1
Wadsworth	0	79	70	0	0	72	3	0	0	0	31
Warren	0	634	1	0	2	184	1	0	0	0	0
Washington C. H.	0	4	94	0	0	12	0	0	0	0	0
Wayne County	0	3	73	246	5	135	0	0	0	2	1
Willoughby	0	6	338	0	259	8	0	0	0	2	9
Xenia	0	1	114	0	20	114	0	0	0	0	3
Youngstown	0	0	2	797	38	226	0	0	0	1	2
Zanesville	0	98	1	0	0	133	0	0	0	0	0
Statewide	3	3,215	20,764	25,927	31,673	22,395	123	4	14	249	3,396

[PT] denotes the court contains part-time judgeships.

Municipal Courts
Other Civil Overall Caseloads
2011

Court	Cases Pending January 1	New Filings	Reactivations and Transfers	Total Cases	Total Terminations	Clearance Rate	Cases Pending December 31	Cases Pending Beyond Time Guidelines
Akron	45	409	27	481	438	100%	43	0
Alliance	1	15	3	19	17	94%	2	0
Ashland	2	46	0	48	41	89%	7	0
Ashtabula	38	68	0	106	86	126%	20	0
Athens County	0	26	1	27	26	96%	1	0
Auglaize County	2	42	0	44	42	100%	2	0
Avon Lake [PT]	3	66	4	73	59	84%	14	0
Barberton	5	150	2	157	148	97%	9	1
Bedford	16	299	3	318	307	102%	11	0
Bellefontaine	2	71	0	73	71	100%	2	0
Bellevue [PT]	3	8	0	11	9	113%	2	2
Berea	22	71	0	93	85	120%	8	0
Bowling Green	39	53	0	92	68	128%	24	0
Brown County	7	37	0	44	43	116%	1	0
Bryan	1	4	0	5	5	125%	0	0
Cambridge	0	9	0	9	7	78%	2	0
Campbell [PT]	3	10	0	13	11	110%	2	0
Canton	1	297	0	298	295	99%	3	0
Carroll County	142	207	8	357	335	156%	22	1
Celina	7	34	6	47	40	100%	7	0
Champaign County	10	10	0	20	1	10%	19	0
Chardon	13	8	0	21	19	238%	2	0
Chillicothe	69	83	1	153	77	92%	76	0
Circleville	0	18	0	18	15	83%	3	0
Clark County	19	59	0	78	60	102%	18	0
Clermont County	259	914	194	1,367	1,082	98%	285	1
Cleveland	50	2,998	10	3,058	3,015	100%	43	18
Cleveland (Housing)	98	354	11	463	239	65%	224	2
Cleveland Heights	12	38	0	50	40	105%	10	1
Clinton County	8	51	0	59	48	94%	11	8
Columbiana County	4	7	1	12	11	138%	1	0
Conneaut	0	9	3	12	10	83%	2	0
Coshocton	4	27	3	34	27	90%	7	0
Crawford County	6	29	1	36	34	113%	2	0
Darke County	1	11	0	12	12	109%	0	0
Dayton	230	234	81	545	302	96%	243	0
Defiance	25	83	0	108	83	100%	25	0
Delaware	4	79	0	83	80	101%	3	0
East Cleveland	55	16	0	71	2	13%	69	0
East Liverpool	6	18	0	24	9	50%	15	5
Eaton	4	22	0	26	21	95%	5	1
Elyria	54	518	9	581	515	98%	66	6
Erie County	6	49	0	55	53	108%	2	0
Euclid	13	133	1	147	134	100%	13	0

[PT] denotes the court contains part-time judgeships.

Municipal Courts
Other Civil Overall Caseloads
2011

Court	Cases Pending January 1	New Filings	Reactivations and Transfers	Total Cases	Total Terminations	Clearance Rate	Cases Pending December 31	Cases Pending Beyond Time Guidelines
Fairborn	2	47	0	49	49	104%	0	0
Fairfield	5	53	0	58	37	70%	21	0
Fairfield County	3	94	0	97	88	94%	9	0
Findlay	1	2	0	3	3	150%	0	0
Fostoria	4	33	3	40	38	106%	2	0
Franklin [PT]	10	97	0	107	99	102%	8	0
Franklin County	374	1,289	146	1,809	1,453	101%	356	10
Franklin County (Env.)	0	0	0	0	0	-	0	0
Fremont	1	57	0	58	54	95%	4	0
Gallipolis	1	0	0	1	1	-	0	0
Garfield Heights	13	152	3	168	154	99%	14	0
Girard	2	25	0	27	24	96%	3	0
Hamilton	4	128	11	143	132	95%	11	1
Hamilton County	31,296	55,002	9,979	96,277	77,175	119%	19,102	0
Hardin County [PT]	1	6	0	7	7	117%	0	0
Hillsboro	0	7	0	7	6	86%	1	0
Hocking County	1	3	0	4	3	100%	1	0
Holmes County	2	6	0	8	6	100%	2	2
Huron [PT]	14	45	0	59	53	118%	6	0
Ironton	0	0	0	0	0	-	0	0
Jackson County	355	638	4	997	666	104%	331	97
Kettering	15	271	2	288	270	99%	18	0
Lakewood	24	186	0	210	199	107%	11	0
Lawrence County [PT]	1	8	0	9	7	88%	2	0
Lebanon [PT]	67	206	4	277	222	106%	55	4
Licking County	14	105	8	127	114	101%	13	0
Lima	22	41	0	63	61	149%	2	0
Lorain	20	344	3	367	345	99%	22	0
Lyndhurst	134	12	3	149	11	73%	138	0
Madison County	7	13	0	20	13	100%	7	0
Mansfield	1,780	1,575	59	3,414	1,884	115%	1,530	1
Marietta	9	30	0	39	34	113%	5	0
Marion	168	638	37	843	736	109%	107	0
Marysville	1	13	0	14	12	92%	2	0
Mason [PT]	29	57	14	100	87	123%	13	0
Massillon	3	47	0	50	47	100%	3	0
Maumee	0	21	0	21	21	100%	0	0
Medina	306	951	8	1,265	980	102%	285	8
Mentor	0	6	0	6	6	100%	0	0
Miami County	6	11	2	19	18	138%	1	0
Miamisburg	452	1,377	17	1,846	1,511	108%	335	0
Middletown	1	3	0	4	2	67%	2	0
Montgomery Co. [PT]	20	75	0	95	78	104%	17	0
Morrow County	20	23	0	43	23	100%	20	0

[PT] denotes the court contains part-time judgeships.

Municipal Courts
Other Civil Overall Caseloads
2011

Court	Cases Pending January 1	New Filings	Reactivations and Transfers	Total Cases	Total Terminations	Clearance Rate	Cases Pending December 31	Cases Pending Beyond Time Guidelines
Mount Vernon	85	495	0	580	457	92%	123	0
Napoleon	1	30	0	31	30	100%	1	0
New Philadelphia	31	159	0	190	170	107%	20	0
Newton Falls	1	14	0	15	15	107%	0	0
Niles	8	28	0	36	32	114%	4	0
Norwalk	1	36	0	37	36	100%	1	0
Oakwood [PT]	28	55	0	83	67	122%	16	0
Oberlin	1	27	0	28	27	100%	1	0
Oregon	1	19	3	23	22	100%	1	0
Ottawa County	8	12	0	20	17	142%	3	0
Painesville	2	60	3	65	57	90%	8	0
Parma	62	231	0	293	215	93%	78	0
Perrysburg	1	19	0	20	18	95%	2	0
Portage Co. (Kent)	3	616	0	619	617	100%	2	0
Portage Co. (Ravenna)	5	763	1	769	757	99%	12	0
Portsmouth	7	10	5	22	20	133%	2	0
Putnam County	0	2	0	2	2	100%	0	0
Rocky River	63	314	122	499	418	96%	81	0
Sandusky	4	131	0	135	129	98%	6	0
Shaker Heights	5	83	0	88	76	92%	12	0
Shelby [PT]	0	0	0	0	0	-	0	0
Sidney	4	23	1	28	25	104%	3	0
South Euclid	0	41	0	41	41	100%	0	0
Steubenville	367	631	9	1,007	714	112%	293	50
Stow	39	132	0	171	139	105%	32	0
Struthers [PT]	2	8	0	10	8	100%	2	0
Sylvania	1	1	0	2	2	200%	0	0
Tiffin	1	38	0	39	36	95%	3	0
Toledo	14	130	497	641	628	100%	13	0
Toledo (Housing)	1	0	0	1	1	-	0	0
Upper Sandusky	45	283	1	329	272	96%	57	0
Van Wert	2	14	1	17	16	107%	1	0
Vandalia	21	180	0	201	173	96%	28	0
Vermilion [PT]	1	23	0	24	22	96%	2	0
Wadsworth	151	264	4	419	343	128%	76	0
Warren	9	45	0	54	44	98%	10	0
Washington C. H.	3	18	0	21	21	117%	0	0
Wayne County	26	73	1	100	75	101%	25	1
Willoughby	9	71	0	80	73	103%	7	0
Xenia	4	38	0	42	37	97%	5	0
Youngstown	20	171	2	193	185	107%	8	0
Zanesville	336	759	16	1,111	640	83%	471	191
Statewide	37,850	77,434	11,338	126,622	101,428	114%	25,194	411

[PT] denotes the court contains part-time judgeships.

Municipal Courts
Other Civil Terminations
2011

Court	Jury Trial	Court Trial	Default Hearing by Judge	Default Hearing by Magistrate	Dismissal: Want of Prosecution	Other Dismissals	Transferred Out	Private Judge	Unavailability of Party	Bankruptcy Stay/Interlocutory Appeal	Other Terminations
Akron	0	0	44	289	39	15	1	0	0	0	50
Alliance	0	1	11	0	0	2	0	0	0	0	3
Ashland	0	0	0	0	0	1	0	0	0	0	40
Ashtabula	0	0	4	0	0	2	0	0	0	0	80
Athens County	0	0	1	0	0	25	0	0	0	0	0
Auglaize County	0	0	0	0	0	0	0	1	0	0	42
Avon Lake [PT]	0	1	13	0	0	1	0	0	0	1	43
Barberton	0	0	143	1	0	4	0	0	0	0	0
Bedford	0	0	7	0	10	15	0	0	0	0	275
Bellefontaine	0	0	3	0	0	7	0	0	0	0	61
Bellevue [PT]	0	1	7	0	0	0	0	0	0	0	1
Berea	0	0	61	0	0	7	0	0	0	2	15
Bowling Green	0	0	27	0	0	16	0	0	0	0	26
Brown County	0	1	41	0	0	1	0	0	0	0	0
Bryan	0	0	1	0	1	1	0	0	0	0	2
Cambridge	0	0	1	0	0	5	0	0	0	0	1
Campbell [PT]	0	0	8	0	0	3	0	0	0	0	0
Canton	0	0	297	0	0	2	0	0	0	0	223
Carroll County	0	0	224	0	0	68	0	0	0	10	33
Celina	0	0	30	0	1	7	0	0	0	1	1
Champaign County	0	0	0	0	0	0	0	0	0	0	1
Chardon	0	0	13	0	0	5	0	0	0	0	1
Chillicothe	0	0	28	21	0	8	0	0	0	0	20
Circleville	0	0	2	1	0	2	0	0	0	0	10
Clark County	0	0	8	44	6	2	0	0	0	0	0
Clermont County	0	25	430	24	31	183	6	0	1	14	196
Cleveland	0	0	1	0	2	25	0	0	0	3	2,984
Cleveland (Housing)	0	12	3	116	31	32	3	0	0	1	41
Cleveland Heights	0	0	1	35	0	1	0	0	0	1	2
Clinton County	0	0	47	0	0	1	0	0	0	0	0
Columbiana County	0	0	6	0	0	3	0	0	0	0	1
Conneaut	0	0	5	0	0	4	1	0	0	0	0
Coshocton	0	3	15	0	0	6	1	0	1	0	1
Crawford County	0	0	28	6	0	0	0	0	0	0	0
Darke County	0	0	10	0	0	2	0	0	0	0	0
Dayton	0	0	2	0	0	1	0	0	0	0	81
Defiance	0	0	3	0	11	33	0	0	0	0	36
Delaware	0	0	0	1	1	8	0	0	0	0	70
East Cleveland	0	0	1	0	0	0	0	0	0	0	1
East Liverpool	0	0	7	0	0	3	0	0	0	0	0
Eaton	0	0	21	0	0	0	0	0	0	0	0
Elyria	0	0	11	0	0	18	8	0	0	0	478
Erie County	0	0	43	0	0	8	0	0	0	1	1
Euclid	0	0	117	3	9	5	0	0	0	0	0

[PT] denotes the court contains part-time judgeships.

Municipal Courts
Other Civil Terminations
2011

Court	Jury Trial	Court Trial	Default Hearing by Judge	Default Hearing by Magistrate	Dismissal: Want of Prosecution	Other Dismissals	Transferred Out	Private Judge	Unavailability of Party	Bankruptcy Stay/Interlocutory Appeal	Other Terminations
Fairborn	0	0	0	0	0	0	0	0	0	0	49
Fairfield	0	0	0	0	1	1	0	0	1	0	34
Fairfield County	0	4	75	5	0	2	0	0	0	0	2
Findlay	0	0	0	0	0	1	0	0	0	0	2
Fostoria	0	0	26	0	2	4	0	0	2	0	4
Franklin [PT]	0	0	43	0	0	19	0	0	1	0	36
Franklin County	0	7	24	889	9	100	17	2	0	1	415
Franklin County (Env.)	0	0	0	0	0	0	0	0	0	0	0
Fremont	0	1	47	0	3	1	0	0	0	0	2
Gallipolis	0	0	0	0	0	1	0	0	0	0	0
Garfield Heights	0	47	1	1	5	7	0	0	0	0	93
Girard	0	0	6	0	0	6	0	0	0	0	12
Hamilton	0	1	1	1	2	123	0	0	0	0	10
Hamilton County	0	0	2,148	0	11	631	0	0	0	0	74,383
Hardin County [PT]	0	3	3	0	0	0	0	0	0	0	1
Hillsboro	0	0	5	0	0	1	0	0	0	0	0
Hocking County	0	0	2	0	0	0	0	0	0	0	1
Holmes County	0	0	6	0	0	0	0	0	0	0	0
Huron [PT]	0	0	45	0	2	6	0	0	0	0	0
Ironton	0	0	0	0	0	0	0	0	0	0	0
Jackson County	1	1	493	0	5	146	0	0	0	20	0
Kettering	0	6	131	0	2	30	0	0	0	0	74
Lakewood	0	0	94	45	3	31	0	0	0	0	26
Lawrence County [PT]	0	1	6	0	0	0	0	0	0	0	0
Lebanon [PT]	4	4	159	2	17	36	0	0	0	1	0
Licking County	0	0	3	2	3	8	0	0	0	0	97
Lima	0	0	4	0	0	2	0	0	0	0	55
Lorain	0	0	4	244	1	6	0	0	0	0	90
Lyndhurst	0	0	9	0	0	2	0	0	0	0	0
Madison County	0	0	10	0	0	3	0	0	0	0	0
Mansfield	0	7	9	1,190	5	287	1	0	7	5	373
Marietta	0	0	0	0	0	1	0	0	0	0	33
Marion	0	0	255	162	0	113	0	0	2	5	199
Marysville	0	0	9	0	0	3	0	0	0	0	0
Mason [PT]	0	0	60	16	0	2	0	0	0	0	9
Massillon	0	0	39	3	2	3	0	0	0	0	0
Maumee	0	19	0	0	0	0	0	0	0	0	2
Medina	0	0	505	256	56	139	0	0	0	22	0
Mentor	0	0	0	0	0	0	0	0	0	0	6
Miami County	0	0	1	0	0	2	0	0	0	0	15
Miamisburg	0	80	1,081	16	87	200	8	0	0	38	1
Middletown	0	0	0	1	0	1	0	0	0	0	0
Montgomery Co. [PT]	0	0	0	0	0	6	0	0	0	0	72
Morrow County	0	0	0	1	0	22	0	0	0	0	0

[PT] denotes the court contains part-time judgeships.

Municipal Courts
Other Civil Terminations
2011

Court	Jury Trial	Court Trial	Default Hearing by Judge	Default Hearing by Magistrate	Dismissal: Want of Prosecution	Other Dismissals	Transferred Out	Private Judge	Unavailability of Party	Bankruptcy Stay/Interlocutory Appeal	Other Terminations
Mount Vernon	0	11	304	0	50	82	1	0	0	9	0
Napoleon	0	0	26	0	0	1	0	0	0	0	3
New Philadelphia	0	1	9	148	0	12	0	0	0	0	1
Newton Falls	0	0	13	0	0	1	0	0	0	0	1
Niles	0	0	1	0	0	0	0	0	0	0	31
Norwalk	0	9	26	0	0	1	0	0	0	0	0
Oakwood [PT]	0	2	69	0	0	36	0	0	0	15	6
Oberlin	0	0	0	0	0	0	0	0	0	0	27
Oregon	0	0	1	0	0	1	0	0	0	0	20
Ottawa County	0	0	5	0	0	7	0	0	0	0	5
Painesville	0	0	1	0	0	2	0	0	0	0	55
Parma	0	0	2	0	0	8	0	0	0	0	205
Perrysburg	0	0	0	0	0	0	0	0	0	0	18
Portage Co. (Kent)	0	0	0	1	1	7	0	0	0	0	608
Portage Co. (Ravenna)	0	1	0	1	4	4	0	0	0	0	747
Portsmouth	0	6	7	0	0	1	0	0	4	1	1
Putnam County	0	0	0	0	0	0	0	0	0	0	2
Rocky River	0	1	0	0	2	241	122	0	0	0	52
Sandusky	0	0	127	0	0	2	0	0	0	0	0
Shaker Heights	0	0	75	0	0	0	0	0	0	0	1
Shelby [PT]	0	0	0	0	0	0	0	0	0	0	0
Sidney	0	0	20	0	0	3	0	0	0	0	1
South Euclid	0	0	0	1	0	0	0	0	0	0	40
Steubenville	0	11	543	0	36	94	0	0	0	17	13
Stow	0	2	10	1	1	7	0	0	0	0	118
Struthers [PT]	0	0	3	0	0	5	0	0	0	0	0
Sylvania	0	0	0	0	0	2	0	0	0	0	0
Tiffin	0	0	1	0	0	2	0	0	0	0	33
Toledo	0	0	2	7	1	4	0	0	0	1	616
Toledo (Housing)	0	0	0	0	0	1	0	0	0	0	0
Upper Sandusky	0	1	198	0	43	5	0	1	0	8	16
Van Wert	0	0	16	0	0	0	0	0	0	0	0
Vandalia	0	0	57	75	9	30	0	0	0	0	2
Vermilion [PT]	0	0	19	0	0	1	0	0	0	0	2
Wadsworth	0	3	139	0	0	115	0	0	0	13	73
Warren	0	0	6	4	1	32	0	0	0	0	1
Washington C. H.	0	0	21	0	0	0	0	0	0	0	0
Wayne County	0	3	13	1	1	43	0	0	0	0	14
Willoughby	0	2	1	0	9	0	0	0	0	0	61
Xenia	0	0	35	0	0	1	0	0	0	0	1
Youngstown	0	0	6	12	0	13	0	0	0	1	153
Zanesville	0	0	519	0	0	122	0	0	0	0	0
Statewide	5	278	9,304	3,626	516	3,364	169	4	19	191	83,843

[PT] denotes the court contains part-time judgeships.

Municipal Courts
Small Claims Overall Caseloads
2011

Court	Cases Pending January 1	New Filings	Reactivations and Transfers	Total Cases	Total Terminations	Clearance Rate	Cases Pending December 31	Cases Pending Beyond Time Guidelines
Akron	239	636	98	973	755	103%	218	0
Alliance	62	281	42	385	327	101%	58	0
Ashland	27	402	8	437	356	87%	81	0
Ashtabula	43	71	1	115	81	113%	34	0
Athens County	28	152	1	181	153	100%	28	0
Auglaize County	15	61	1	77	71	115%	6	0
Avon Lake [PT]	37	164	1	202	172	104%	30	0
Barberton	70	314	0	384	285	91%	99	6
Bedford	687	1,537	72	2,296	1,938	120%	358	0
Bellefontaine	182	1,456	0	1,638	1,468	101%	170	0
Bellevue [PT]	9	99	1	109	100	100%	9	0
Berea	305	634	5	944	735	115%	209	0
Bowling Green	62	378	0	440	363	96%	77	0
Brown County	31	95	0	126	110	116%	16	4
Bryan	80	234	1	315	282	120%	33	0
Cambridge	18	311	2	331	301	96%	30	2
Campbell [PT]	21	99	0	120	117	118%	3	0
Canton	111	1,143	2	1,256	1,164	102%	92	1
Carroll County	5	83	0	88	76	92%	12	0
Celina	28	190	0	218	189	99%	29	0
Champaign County	174	343	0	517	312	91%	205	0
Chardon	106	285	12	403	334	112%	69	7
Chillicothe	180	146	2	328	122	82%	206	0
Circleville	65	289	0	354	284	98%	70	2
Clark County	175	382	0	557	360	94%	197	0
Clermont County	49	482	37	568	513	99%	55	2
Cleveland	1,139	2,551	136	3,826	3,042	113%	784	86
Cleveland (Housing)	0	0	0	0	0	-	0	0
Cleveland Heights	112	135	0	247	167	124%	80	29
Clinton County	56	336	0	392	312	93%	80	14
Columbiana County	58	245	6	309	277	110%	32	3
Conneaut	13	111	0	124	112	101%	12	0
Coshocton	39	334	2	375	349	104%	26	0
Crawford County	40	278	1	319	290	104%	29	3
Darke County	45	285	1	331	307	107%	24	0
Dayton	197	719	0	916	661	92%	255	0
Defiance	16	155	1	172	160	103%	12	0
Delaware	72	299	12	383	334	107%	49	0
East Cleveland	116	334	0	450	289	87%	161	0
East Liverpool	26	45	0	71	59	131%	12	6
Eaton	53	182	0	235	160	88%	75	4
Elyria	224	291	29	544	415	130%	129	0
Erie County	2	27	0	29	24	89%	5	0
Euclid	71	421	72	564	420	85%	144	0

[PT] denotes the court contains part-time judgeships.

Municipal Courts
Small Claims Overall Caseloads
2011

Court	Cases Pending January 1	New Filings	Reactivations and Transfers	Total Cases	Total Terminations	Clearance Rate	Cases Pending December 31	Cases Pending Beyond Time Guidelines
Fairborn	54	262	2	318	273	103%	45	1
Fairfield	28	149	0	177	120	81%	57	11
Fairfield County	101	526	0	627	499	95%	128	2
Findlay	174	1,049	14	1,237	1,060	100%	177	0
Fostoria	8	126	0	134	112	89%	22	0
Franklin [PT]	15	42	1	58	49	114%	9	2
Franklin County	2,528	6,425	213	9,166	6,634	100%	2,532	760
Franklin County (Env.)	0	0	0	0	0	-	0	0
Fremont	18	310	1	329	294	95%	35	1
Gallipolis	6	30	1	37	35	113%	2	0
Garfield Heights	175	1,069	20	1,264	1,098	101%	166	0
Girard	21	272	2	295	261	95%	34	2
Hamilton	154	432	8	594	489	111%	105	3
Hamilton County	2,784	5,423	1,207	9,414	7,951	120%	1,463	0
Hardin County [PT]	29	195	2	226	195	99%	31	0
Hillsboro	28	205	9	242	210	98%	32	0
Hocking County	11	63	0	74	68	108%	6	0
Holmes County	75	188	0	263	205	109%	58	26
Huron [PT]	4	33	0	37	27	82%	10	0
Ironton	8	27	0	35	31	115%	4	0
Jackson County	60	307	0	367	253	82%	114	61
Kettering	71	275	6	352	317	113%	35	4
Lakewood	270	1,228	6	1,504	1,304	106%	200	0
Lawrence County [PT]	17	61	3	81	74	116%	7	0
Lebanon [PT]	52	96	0	148	133	139%	15	3
Licking County	124	551	19	694	614	108%	80	0
Lima	58	301	2	361	315	104%	46	7
Lorain	165	436	1	602	541	124%	61	0
Lyndhurst	130	406	3	539	449	110%	90	0
Madison County	28	241	0	269	243	101%	26	0
Mansfield	169	94	1	264	82	86%	182	0
Marietta	46	219	0	265	238	109%	27	0
Marion	25	178	6	209	181	98%	28	1
Marysville	54	159	1	214	187	117%	27	0
Mason [PT]	21	55	15	91	65	93%	26	0
Massillon	62	749	2	813	682	91%	131	2
Maumee	49	134	1	184	158	117%	26	0
Medina	94	289	1	384	301	104%	83	8
Mentor	44	323	11	378	338	101%	40	0
Miami County	107	313	43	463	384	108%	79	16
Miamisburg	18	168	1	187	169	100%	18	0
Middletown	95	438	1	534	440	100%	94	0
Montgomery Co. [PT]	46	263	0	309	261	99%	48	0
Morrow County	269	122	0	391	116	95%	275	0

[PT] denotes the court contains part-time judgeships.

Municipal Courts
Small Claims Overall Caseloads
2011

Court	Cases Pending January 1	New Filings	Reactivations and Transfers	Total Cases	Total Terminations	Clearance Rate	Cases Pending December 31	Cases Pending Beyond Time Guidelines
Mount Vernon	36	143	0	179	161	113%	18	0
Napoleon	82	381	0	463	423	111%	40	0
New Philadelphia	68	288	6	362	314	107%	48	7
Newton Falls	7	24	0	31	23	96%	8	0
Niles	57	225	3	285	259	114%	26	0
Norwalk	39	479	4	522	466	96%	56	0
Oakwood [PT]	0	6	0	6	4	67%	2	0
Oberlin	18	96	0	114	106	110%	8	0
Oregon	24	166	2	192	172	102%	20	0
Ottawa County	39	256	28	323	237	83%	86	2
Painesville	26	303	7	336	310	100%	26	0
Parma	235	832	1	1,068	743	89%	325	0
Perrysburg	114	452	1	567	434	96%	133	0
Portage Co. (Kent)	17	66	2	85	68	100%	17	0
Portage Co. (Ravenna)	152	850	13	1,015	897	104%	118	16
Portsmouth	23	145	13	181	153	97%	28	0
Putnam County	2	49	0	51	45	92%	6	0
Rocky River	165	687	22	874	768	108%	106	1
Sandusky	60	533	1	594	489	92%	105	11
Shaker Heights	165	582	0	747	620	107%	127	0
Shelby [PT]	0	21	0	21	21	100%	0	0
Sidney	38	144	1	183	157	108%	26	0
South Euclid	111	429	3	543	452	105%	91	1
Steubenville	29	211	1	241	211	100%	30	4
Stow	151	561	3	715	597	106%	118	4
Struthers [PT]	58	94	0	152	77	82%	75	41
Sylvania	68	301	9	378	329	106%	49	0
Tiffin	21	330	1	352	324	98%	28	0
Toledo	1,227	4,067	115	5,409	4,554	109%	855	0
Toledo (Housing)	45	201	5	251	199	97%	52	0
Upper Sandusky	4	143	0	147	141	99%	6	0
Van Wert	8	48	0	56	47	98%	9	1
Vandalia	41	309	0	350	282	91%	68	0
Vermilion [PT]	5	55	0	60	54	98%	6	0
Wadsworth	66	119	1	186	185	154%	1	0
Warren	127	395	16	538	450	109%	88	14
Washington C. H.	89	309	0	398	330	107%	68	0
Wayne County	97	652	1	750	661	101%	89	0
Willoughby	84	540	4	628	558	103%	70	0
Xenia	19	139	2	160	144	102%	16	0
Youngstown	187	957	22	1,166	869	89%	297	20
Zanesville	44	167	20	231	166	89%	65	39
Statewide	17,231	58,002	2,456	77,689	63,302	105%	14,387	1,240

[PT] denotes the court contains part-time judgeships.

Municipal Courts
Small Claims Terminations
2011

Court	Hearing by Judge	Hearing by Magistrate	Transfer to Regular Civil Docket	Dismissal: Want of Prosecution	Other Dismissals	Unavailability of Party	Bankruptcy Stay/Interlocutory Appeal	Other Terminations
Akron	0	499	70	71	71	0	0	44
Alliance	130	98	6	7	59	0	1	26
Ashland	163	27	0	44	118	0	1	3
Ashtabula	56	0	1	0	22	0	1	1
Athens County	102	1	1	0	44	0	0	5
Auglaize County	48	0	0	0	17	0	1	5
Avon Lake [PT]	92	0	0	0	76	0	0	4
Barberton	163	5	1	0	111	0	3	2
Bedford	1,326	0	5	125	403	0	43	36
Bellefontaine	1,070	0	1	45	348	0	4	0
Bellevue [PT]	70	0	0	0	26	0	2	2
Berea	537	3	0	34	111	0	6	44
Bowling Green	8	220	1	1	133	0	0	0
Brown County	65	0	0	0	45	0	0	0
Bryan	172	0	0	8	99	0	0	3
Cambridge	0	266	0	0	33	0	0	2
Campbell [PT]	74	0	0	0	43	0	0	0
Canton	93	966	0	5	98	0	2	0
Carroll County	55	0	0	0	21	0	0	0
Celina	130	0	5	3	51	0	0	0
Champaign County	153	80	0	0	75	0	0	4
Chardon	20	189	5	15	96	0	1	8
Chillicothe	1	82	1	0	33	1	2	2
Circleville	51	143	0	0	88	0	1	1
Clark County	7	165	0	43	144	0	1	0
Clermont County	12	348	47	42	62	0	1	1
Cleveland	0	209	18	320	624	0	12	1,859
Cleveland (Housing)	0	0	0	0	0	0	0	0
Cleveland Heights	16	104	0	4	38	4	0	1
Clinton County	0	196	0	0	116	0	0	0
Columbiana County	177	0	4	14	80	0	1	1
Conneaut	82	0	3	9	18	0	0	0
Coshocton	202	0	0	8	138	0	1	0
Crawford County	12	194	0	0	82	0	1	1
Darke County	220	0	1	0	80	1	4	1
Dayton	159	209	15	156	69	43	0	10
Defiance	105	0	1	2	52	0	0	0
Delaware	3	152	1	20	132	0	2	24
East Cleveland	0	0	287	0	2	0	0	0
East Liverpool	39	0	2	0	17	0	0	1
Eaton	105	0	0	1	54	0	0	0
Elyria	0	213	1	36	160	0	2	3
Erie County	15	0	0	0	9	0	0	0
Euclid	88	240	1	15	60	0	16	0

[PT] denotes the court contains part-time judgeships.

Municipal Courts
Small Claims Terminations
2011

Court	Hearing by Judge	Hearing by Magistrate	Transfer to Regular Civil Docket	Dismissal: Want of Prosecution	Other Dismissals	Unavailability of Party	Bankruptcy Stay/Interlocutory Appeal	Other Terminations
Fairborn	6	172	1	12	70	0	3	9
Fairfield	10	18	1	18	60	0	2	11
Fairfield County	5	285	0	0	199	0	4	6
Findlay	225	528	1	2	286	0	5	13
Fostoria	69	0	2	2	37	0	0	2
Franklin [PT]	13	16	0	0	15	0	0	5
Franklin County	43	4,962	65	540	816	0	83	125
Franklin County (Env.)	0	0	0	0	0	0	0	0
Fremont	191	0	2	4	93	0	1	3
Gallipolis	18	11	0	0	6	0	0	0
Garfield Heights	307	392	0	51	325	0	7	16
Girard	6	164	0	0	82	0	3	6
Hamilton	2	307	9	92	68	0	1	10
Hamilton County	0	4,901	48	695	0	0	0	2,307
Hardin County [PT]	5	113	0	5	69	1	1	1
Hillsboro	25	122	0	0	53	10	0	0
Hocking County	39	0	0	0	28	0	1	0
Holmes County	116	0	0	0	88	0	1	0
Huron [PT]	19	0	0	2	6	0	0	0
Ironton	0	17	2	0	11	0	0	1
Jackson County	182	0	0	2	68	0	1	0
Kettering	4	205	5	26	70	0	4	3
Lakewood	20	709	2	0	570	0	1	2
Lawrence County [PT]	54	0	3	2	15	0	0	0
Lebanon [PT]	3	65	0	25	39	0	0	1
Licking County	273	49	3	7	207	0	5	70
Lima	6	296	7	6	0	0	0	0
Lorain	1	383	2	0	148	0	7	0
Lyndhurst	242	0	2	8	191	0	6	0
Madison County	150	2	0	0	90	0	1	0
Mansfield	0	46	0	0	20	0	0	16
Marietta	2	148	0	0	86	1	0	1
Marion	44	58	0	0	76	0	1	2
Marysville	4	95	0	0	88	0	0	0
Mason [PT]	31	3	0	18	8	0	0	5
Massillon	82	408	5	14	160	0	12	1
Maumee	67	0	3	5	80	0	3	0
Medina	3	189	1	12	87	0	7	2
Mentor	1	200	1	8	117	0	3	8
Miami County	136	56	6	0	115	0	8	63
Miamisburg	5	93	2	3	51	0	3	12
Middletown	0	302	7	27	102	0	2	0
Montgomery Co. [PT]	146	0	10	4	91	0	4	6
Morrow County	0	72	2	7	35	0	0	0

[PT] denotes the court contains part-time judgeships.

Municipal Courts
Small Claims Terminations
2011

Court	Hearing by Judge	Hearing by Magistrate	Transfer to Regular Civil Docket	Dismissal: Want of Prosecution	Other Dismissals	Unavailability of Party	Bankruptcy Stay/Interlocutory Appeal	Other Terminations
Mount Vernon	102	0	1	14	42	0	2	0
Napoleon	336	0	0	8	77	0	2	0
New Philadelphia	20	208	0	0	82	0	1	3
Newton Falls	19	0	1	1	2	0	0	0
Niles	163	0	0	9	11	0	2	74
Norwalk	296	0	3	13	154	0	0	0
Oakwood [PT]	1	0	0	0	2	0	1	0
Oberlin	52	0	2	6	38	0	1	7
Oregon	10	101	3	1	57	0	0	0
Ottawa County	0	186	0	5	45	0	1	0
Painesville	29	204	0	11	63	0	1	2
Parma	96	0	1	2	320	0	25	299
Perrysburg	12	260	0	1	160	0	1	0
Portage Co. (Kent)	3	31	1	5	27	0	0	1
Portage Co. (Ravenna)	78	517	7	82	206	0	6	1
Portsmouth	8	70	10	0	36	25	1	3
Putnam County	27	0	0	0	16	0	0	2
Rocky River	14	419	6	26	301	0	1	1
Sandusky	1	334	6	19	128	0	0	1
Shaker Heights	408	0	4	7	199	0	2	0
Shelby [PT]	21	0	0	0	0	0	0	0
Sidney	111	0	2	4	39	0	1	0
South Euclid	0	293	0	0	156	0	2	1
Steubenville	0	148	0	0	63	0	0	0
Stow	301	66	0	31	145	0	2	52
Struthers [PT]	52	0	0	0	20	0	0	5
Sylvania	213	0	0	0	113	0	3	0
Tiffin	209	0	2	0	110	0	2	1
Toledo	1	3,548	32	19	899	0	9	46
Toledo (Housing)	0	149	2	0	46	0	0	2
Upper Sandusky	95	0	2	36	6	0	1	1
Van Wert	35	0	0	0	12	0	0	0
Vandalia	0	161	0	23	70	0	6	22
Vermilion [PT]	36	0	0	2	13	0	1	2
Wadsworth	61	0	96	0	7	0	0	21
Warren	41	240	10	81	77	1	0	0
Washington C. H.	321	0	1	0	4	0	4	0
Wayne County	10	28	0	34	13	0	3	573
Willoughby	42	279	4	205	26	0	2	0
Xenia	75	0	0	5	48	0	1	15
Youngstown	2	582	1	8	272	0	4	0
Zanesville	121	0	0	0	43	2	0	0
Statewide	11,798	27,820	867	3,283	13,132	89	377	5,936

[PT] denotes the court contains part-time judgeships.

COUNTY COURTS

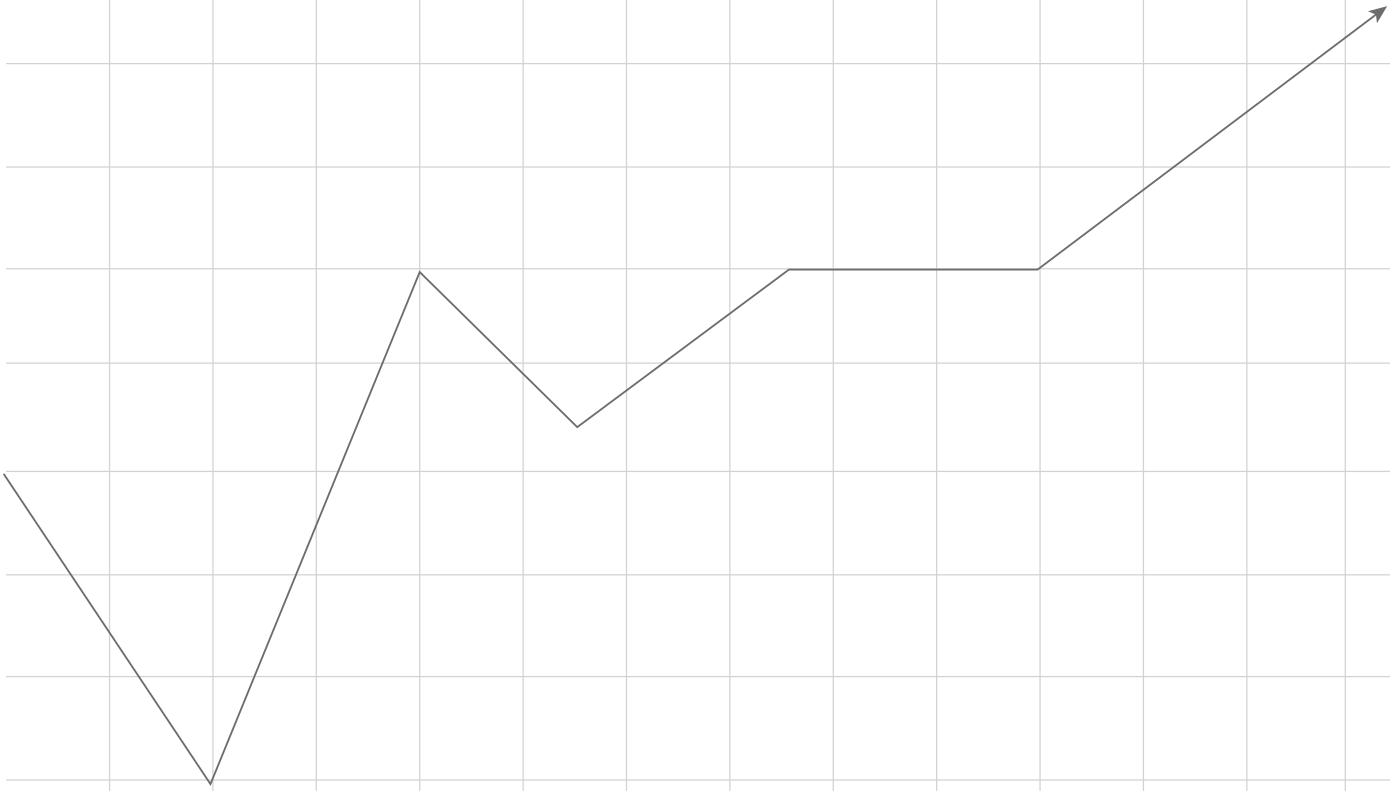

County Courts

Composite Administrative Judge Report for the Entire State
2011

	Felonies	Misdemeanors	O.V.I.	Other Traffic	Personal Injury and Property Damage	Contracts	F.E.D.	Other Civil	Small Claims	Total
Cases Pending Beginning of Year	453	2,161	457	6,784	87	4,564	748	573	977	16,804
New Cases Filed	4,494	21,705	5,046	100,123	196	11,761	3,583	1,782	3,731	152,421
Transferred in, Reactivated or Redesignated Cases	1,036	4,117	244	5,185	6	166	24	13	51	10,842
Total Cases	5,983	27,983	5,747	112,092	289	16,491	4,355	2,368	4,759	180,067
Cases Terminated By:										
Hearing by Judge	1,466	6,296	1,197	12,052	101	7,718	1,114	963	1,996	32,903
Hearing by Magistrate	X	142	11	394	10	616	478	19	330	2,000
Transfer (Includes individual judge assignment)	1,043	11,045	3,630	7,989	34	1,107	364	5	13	25,230
Dismissal: Lack of Speedy Trial (CR) or Want of Prosecution (CV)	4	53	12	53	6	151	25	1	40	345
Other Dismissals	1,449	2,142	125	1,597	48	1,996	1,470	240	1,061	10,128
Violations Bureau	X	1,673	X	73,637	X	X	X	X	X	75,310
Unavailability of Accused	1,203	3,791	220	6,741	0	9	3	3	41	12,011
Bankruptcy Stay or Interlocutory Appeal	2	6	1	3	3	282	6	4	26	333
All Other Terminations	250	401	66	1,331	10	379	170	621	338	3,566
Total Terminations	5,417	25,549	5,262	103,797	212	12,258	3,630	1,856	3,845	161,826
Cases Pending End of Year	566	2,434	485	8,295	77	4,233	725	512	914	18,241
Time Guideline (Months)	**1**	**6**	**6**	**6**	**24**	**12**	**12**	**12**	**6**	**X**
Cases Pending End of Year Beyond Time Guideline	256	440	76	1,643	5	783	137	88	249	3,677

"X" indicates data not applicable.

County Courts

Composite Individual Judge Report for the Entire State
2011

	Misdemeanors	O.V.I.	Other Traffic	Personal Injury and Property Damage	Contracts	F.E.D.	Other Civil	Total
Cases Pending Beginning of Year	2,292	994	1,531	19	533	102	3	5,474
New Cases Filed	10,919	3,558	7,832	36	1,107	361	3	23,816
Transferred in, Reactivated or Redesignated Cases	805	148	662	2	42	6	2	1,667
Total Cases	14,016	4,700	10,025	57	1,682	469	8	30,957
Cases Terminated By:								
Jury Trial	99	43	59	1	38	13	2	255
Court Trial	511	103	440	5	351	70	2	1,482
Default	X	X	X	4	316	79	0	399
Guilty or No Contest Plea to Original Charge	3,692	1,852	2,610	X	X	X	X	8,154
Guilty or No Contest Plea to Reduced Charge	2,624	1,254	3,222	X	X	X	X	7,100
Dismissal: Lack of Speedy Trial (CR) or Want of Prosecution (CV)	15	4	35	0	5	19	0	78
Other Dismissals	3,314	204	1,029	15	477	138	2	5,179
Transferred Out	152	28	30	2	13	1	0	226
Referred to Private Judge	X	X	X	0	2	0	0	2
Unavailability of Accused	921	121	653	0	1	1	0	1,697
Bankruptcy Stay or Interlocutory Appeal	0	0	0	0	61	1	0	62
All Other Terminations	175	47	129	4	79	6	0	440
Total Terminations	11,503	3,656	8,207	31	1,343	328	6	25,074
Cases Pending End of Year	2,513	1,044	1,818	26	339	141	2	5,883
Time Guideline (Months)	**6**	**6**	**6**	**24**	**12**	**12**	**12**	**X**
Cases Pending End of Year Beyond Time Guideline	296	154	251	1	52	13	1	768

"X" indicates data not applicable.

County Courts
Overall Caseloads
2011

Court	Judges	-----Population----- Total	Per Judge	New Filings, Transfers, -----and Reactivations----- Total	Per Judge	Per 1,000 Pop.	-----Terminations----- Total	Per Judge	Per 1,000 Pop.	Clearance Rate
Adams Co.	1	28,550	28,550	4,062	4,062	142	4,073	4,073	143	100%
Ashtabula Co. (Eastern)	1	27,519	27,519	3,763	3,763	137	3,504	3,504	127	93%
Ashtabula Co. (Western)	1	28,362	28,362	4,379	4,379	154	4,481	4,481	158	102%
Belmont Co. (Eastern)	1	17,817	17,817	4,418	4,418	248	4,301	4,301	241	97%
Belmont Co. (Northern)	1	18,585	18,585	3,458	3,458	186	3,484	3,484	187	101%
Belmont Co. (Western)	1	33,998	33,998	4,291	4,291	126	4,178	4,178	123	97%
Butler Co. #1	1	39,730	39,730	4,712	4,712	119	4,922	4,922	124	104%
Butler Co. #2	1	63,414	63,414	8,521	8,521	134	8,156	8,156	129	96%
Butler Co. #3	1	75,997	75,997	12,073	12,073	159	12,044	12,044	158	100%
Fulton Co. (Eastern)	1	21,108	21,108	5,108	5,108	242	5,122	5,122	243	100%
Fulton Co. (Western)	1	21,590	21,590	4,528	4,528	210	4,576	4,576	212	101%
Harrison Co.	1	15,864	15,864	3,204	3,204	202	3,275	3,275	206	102%
Highland Co.	1	6,725	6,725	1,002	1,002	149	1,064	1,064	158	106%
Jefferson Co. #1	1	16,688	16,688	3,042	3,042	182	2,935	2,935	176	96%
Jefferson Co. #2	1	21,204	21,204	2,167	2,167	102	2,054	2,054	97	95%
Jefferson Co. #3	1	13,158	13,158	2,185	2,185	166	1,977	1,977	150	90%
Mahoning Co. #2	1	40,882	40,882	9,074	9,074	222	8,698	8,698	213	96%
Mahoning Co. #3	1	20,048	20,048	2,946	2,946	147	3,007	3,007	150	102%
Mahoning Co. #4	1	42,595	42,595	12,711	12,711	298	12,607	12,607	296	99%
Mahoning Co. #5	1	23,541	23,541	6,095	6,095	259	6,226	6,226	264	102%
Meigs Co.	1	23,770	23,770	5,030	5,030	212	4,233	4,233	178	84%
Monroe Co.	1	14,642	14,642	1,323	1,323	90	1,383	1,383	94	105%
Morgan Co.	1	15,054	15,054	892	892	59	895	895	59	100%
Muskingum Co.	2	60,587	30,294	11,113	5,557	183	10,967	5,484	181	99%
Noble Co.	1	14,645	14,645	1,729	1,729	118	1,930	1,930	132	112%
Paulding Co.	1	19,614	19,614	2,107	2,107	107	2,121	2,121	108	101%
Perry Co.	1	36,058	36,058	3,217	3,217	89	3,266	3,266	91	102%
Pike Co.	1	28,709	28,709	5,288	5,288	184	5,307	5,307	185	100%
Sandusky Co. #1	1	14,925	14,925	7,001	7,001	469	6,940	6,940	465	99%
Sandusky Co. #2	1	12,622	12,622	6,828	6,828	541	6,564	6,564	520	96%
Trumbull Co. (Central)	1	21,210	21,210	2,605	2,605	123	2,602	2,602	123	100%
Trumbull Co. (Eastern)	1	13,692	13,692	1,516	1,516	111	1,513	1,513	111	100%
Tuscarawas Co.	1	26,037	26,037	3,820	3,820	147	3,762	3,762	144	98%
Vinton Co.	1	13,435	13,435	2,746	2,746	204	2,758	2,758	205	100%
Warren Co.	2	80,023	40,012	7,976	3,988	100	8,159	4,080	102	102%
Statewide	37	11,536,504	26,281	164,930	4,458	170	163,084	4,408	168	99%

All population data from 2010 U.S. Census.

County Courts
Felony Overall Caseloads
2011

Court	Cases Pending January 1	New Filings	Reactivations and Transfers	Total Cases	Total Terminations	Clearance Rate	Cases Pending December 31	Cases Pending Beyond Time Guidelines
Adams Co.	2	107	6	115	111	98%	4	0
Ashtabula Co. (Eastern)	6	106	4	116	97	88%	19	17
Ashtabula Co. (Western)	1	142	13	156	152	98%	4	0
Belmont Co. (Eastern)	14	120	1	135	129	107%	6	1
Belmont Co. (Northern)	10	210	1	221	211	100%	10	2
Belmont Co. (Western)	3	105	0	108	100	95%	8	2
Butler Co. #1	10	157	44	211	191	95%	20	2
Butler Co. #2	20	201	82	303	289	102%	14	6
Butler Co. #3	34	481	234	749	724	101%	25	4
Fulton Co. (Eastern)	2	43	0	45	42	98%	3	2
Fulton Co. (Western)	0	36	7	43	43	100%	0	0
Harrison Co.	7	76	3	86	83	105%	3	0
Highland Co.	1	55	7	63	63	102%	0	0
Jefferson Co. #1	31	110	0	141	112	102%	29	26
Jefferson Co. #2	17	67	3	87	64	91%	23	19
Jefferson Co. #3	130	81	0	211	23	28%	188	63
Mahoning Co. #2	26	442	116	584	537	96%	47	27
Mahoning Co. #3	14	78	44	136	132	108%	4	3
Mahoning Co. #4	7	287	154	448	427	97%	21	3
Mahoning Co. #5	11	103	41	155	146	101%	9	5
Meigs Co.	37	208	21	266	208	91%	58	42
Monroe Co.	7	52	8	67	60	100%	7	0
Morgan Co.	0	25	3	28	28	100%	0	0
Muskingum Co.	3	79	19	101	100	102%	1	0
Noble Co.	2	32	0	34	34	106%	0	0
Paulding Co.	1	31	0	32	31	100%	1	0
Perry Co.	6	55	52	113	112	105%	1	0
Pike Co.	14	277	43	334	314	98%	20	7
Sandusky Co. #1	6	68	10	84	78	100%	6	5
Sandusky Co. #2	12	41	9	62	47	94%	15	12
Trumbull Co. (Central)	7	118	7	132	121	97%	11	4
Trumbull Co. (Eastern)	5	103	18	126	121	100%	5	3
Tuscarawas Co.	0	20	0	20	20	100%	0	0
Vinton Co.	2	143	6	151	148	99%	3	1
Warren Co.	5	235	80	320	319	101%	1	0
Statewide	453	4,494	1,036	5,983	5,417	98%	566	256

County Courts
Felony Terminations
2011

Court	Preliminary Hearing Bindover	Waiver Preliminary Hearing	Dismissal: Lack of Speedy Trial	Other Dismissals	Unavailability of Accused	Bankruptcy Stay/Interlocutory Appeal	Other Terminations
Adams Co.	56	1	0	49	5	0	0
Ashtabula Co. (Eastern)	38	23	0	22	5	0	9
Ashtabula Co. (Western)	18	64	0	58	11	0	1
Belmont Co. (Eastern)	55	2	0	34	30	0	8
Belmont Co. (Northern)	65	0	0	69	74	0	3
Belmont Co. (Western)	58	0	0	24	13	0	5
Butler Co. #1	31	36	0	83	39	1	1
Butler Co. #2	54	73	0	77	84	0	1
Butler Co. #3	123	118	0	259	222	0	2
Fulton Co. (Eastern)	0	1	0	8	0	0	33
Fulton Co. (Western)	4	0	0	10	10	0	19
Harrison Co.	3	8	0	71	1	0	0
Highland Co.	18	12	0	29	4	0	0
Jefferson Co. #1	60	39	0	13	0	0	0
Jefferson Co. #2	46	4	0	8	5	0	1
Jefferson Co. #3	1	21	0	1	0	0	0
Mahoning Co. #2	223	4	0	192	109	0	9
Mahoning Co. #3	7	30	0	48	44	0	3
Mahoning Co. #4	149	0	0	76	172	0	30
Mahoning Co. #5	13	28	0	57	35	0	13
Meigs Co.	0	185	0	23	0	0	0
Monroe Co.	6	0	0	0	5	0	49
Morgan Co.	0	11	0	16	1	0	0
Muskingum Co.	0	74	0	4	20	1	1
Noble Co.	21	11	1	0	1	0	0
Paulding Co.	1	28	0	2	0	0	0
Perry Co.	10	8	0	19	66	0	9
Pike Co.	131	12	0	119	52	0	0
Sandusky Co. #1	15	0	0	19	10	0	34
Sandusky Co. #2	22	5	2	4	10	0	4
Trumbull Co. (Central)	28	73	0	10	10	0	0
Trumbull Co. (Eastern)	48	40	1	10	22	0	0
Tuscarawas Co.	5	14	0	1	0	0	0
Vinton Co.	87	1	0	11	49	0	0
Warren Co.	70	117	0	23	94	0	15
Statewide	1,466	1,043	4	1,449	1,203	2	250

County Courts
Misdemeanor Overall Caseloads
2011

Court	Cases Pending January 1	New Filings	Reactivations and Transfers	Total Cases	Total Terminations	Clearance Rate	Cases Pending December 31	Cases Pending Beyond Time Guidelines
Adams Co.	61	467	74	602	549	101%	53	3
Ashtabula Co. (Eastern)	160	489	72	721	539	96%	182	40
Ashtabula Co. (Western)	182	978	259	1,419	1,283	104%	136	0
Belmont Co. (Eastern)	91	669	1	761	669	100%	92	7
Belmont Co. (Northern)	72	851	0	923	851	100%	72	0
Belmont Co. (Western)	47	538	0	585	542	101%	43	0
Butler Co. #1	310	1,492	415	2,217	1,932	101%	285	14
Butler Co. #2	286	1,079	426	1,791	1,416	94%	375	44
Butler Co. #3	337	1,547	933	2,817	2,467	99%	350	19
Fulton Co. (Eastern)	82	410	2	494	413	100%	81	2
Fulton Co. (Western)	78	460	54	592	525	102%	67	5
Harrison Co.	132	399	73	604	482	102%	122	46
Highland Co.	78	301	214	593	554	108%	39	0
Jefferson Co. #1	100	406	2	508	376	92%	132	82
Jefferson Co. #2	77	239	22	338	234	90%	104	31
Jefferson Co. #3	253	266	5	524	219	81%	305	91
Mahoning Co. #2	199	1,343	474	2,016	1,723	95%	293	13
Mahoning Co. #3	93	446	118	657	576	102%	81	17
Mahoning Co. #4	201	1,007	462	1,670	1,482	101%	188	2
Mahoning Co. #5	77	407	164	648	606	106%	42	6
Meigs Co.	299	538	119	956	510	78%	446	116
Monroe Co.	87	354	38	479	403	103%	76	25
Morgan Co.	17	283	10	310	283	97%	27	0
Muskingum Co.	113	1,062	135	1,310	1,169	98%	141	0
Noble Co.	96	148	2	246	226	151%	20	0
Paulding Co.	47	336	38	421	353	94%	68	2
Perry Co.	108	657	85	850	735	99%	115	19
Pike Co.	145	769	219	1,133	981	99%	152	64
Sandusky Co. #1	57	358	22	437	344	91%	93	16
Sandusky Co. #2	96	321	20	437	250	73%	187	36
Trumbull Co. (Central)	129	539	23	691	547	97%	144	2
Trumbull Co. (Eastern)	86	401	23	510	381	90%	129	18
Tuscarawas Co.	113	638	77	828	682	95%	146	11
Vinton Co.	35	377	15	427	406	104%	21	0
Warren Co.	109	1,130	326	1,565	1,425	98%	140	5
Statewide	4,453	21,705	4,922	31,080	26,133	98%	4,947	736

County Courts
Misdemeanor Terminations
2011

Court	Jury Trial	Court Trial	Guilty/No Contest to Original Charge Judge	Guilty/No Contest to Original Charge Magistrate	Guilty/No Contest to Reduced Charge	Dismissal: Lack of Speedy Trial	Other Dismissals	Violations Bureau	Transferred Out	Unavailability of Party	Bankruptcy Stay/Interlocutory Appeal	Other Terminations
Adams Co.	0	28	173	0	40	0	111	107	0	90	0	0
Ashtabula Co. (Eastern)	14	4	203	1	40	10	137	30	0	98	0	3
Ashtabula Co. (Western)	5	14	532	0	70	1	292	67	0	292	0	10
Belmont Co. (Eastern)	0	1	270	0	42	0	198	10	0	119	0	29
Belmont Co. (Northern)	0	0	471	0	16	0	184	8	0	153	0	19
Belmont Co. (Western)	0	4	189	0	13	0	109	58	0	143	0	26
Butler Co. #1	5	55	460	3	379	0	420	244	23	341	2	0
Butler Co. #2	3	21	469	64	109	1	284	54	36	367	0	8
Butler Co. #3	6	26	653	63	425	0	492	79	31	688	0	4
Fulton Co. (Eastern)	0	0	74	0	51	4	91	29	0	19	0	140
Fulton Co. (Western)	1	148	156	0	1	0	145	14	0	58	0	1
Harrison Co.	0	3	127	0	43	0	191	39	0	76	0	2
Highland Co.	0	2	194	0	49	0	192	17	0	99	0	1
Jefferson Co. #1	0	0	241	0	36	0	49	37	1	0	0	12
Jefferson Co. #2	0	0	103	0	22	0	43	28	0	18	0	20
Jefferson Co. #3	0	21	78	11	25	0	59	12	0	1	0	12
Mahoning Co. #2	2	0	670	0	294	0	319	15	1	343	0	51
Mahoning Co. #3	0	1	207	0	111	0	120	36	0	91	0	8
Mahoning Co. #4	4	7	576	0	110	0	278	46	0	366	0	37
Mahoning Co. #5	2	1	149	0	108	5	127	8	0	116	0	62
Meigs Co.	0	0	130	0	60	0	290	28	0	1	0	0
Monroe Co.	1	7	108	0	41	0	154	30	0	35	0	25
Morgan Co.	0	1	121	0	29	0	55	66	0	10	0	1
Muskingum Co.	3	14	836	0	1	4	63	111	8	127	0	1
Noble Co.	0	0	160	0	0	12	9	28	0	17	0	0
Paulding Co.	4	7	157	0	58	1	54	34	0	38	0	0
Perry Co.	0	5	320	0	73	15	103	100	0	116	0	3
Pike Co.	1	0	437	0	36	0	283	0	0	220	0	0
Sandusky Co. #1	0	0	137	0	41	1	101	34	0	32	0	0
Sandusky Co. #2	0	0	106	0	22	13	81	13	0	10	0	2
Trumbull Co. (Central)	0	2	277	0	44	0	101	34	4	85	0	0
Trumbull Co. (Eastern)	28	3	191	0	36	1	85	3	0	33	0	0
Tuscarawas Co.	2	32	345	0	81	0	86	8	0	78	0	50
Vinton Co.	17	91	145	0	0	0	7	75	0	71	0	0
Warren Co.	1	13	523	0	118	0	143	171	48	361	4	49
Statewide	99	511	9,988	142	2,624	68	5,456	1,673	152	4,712	6	576

County Courts

Operating a Vehicle While Under the Influence Overall Caseloads

2011

Court	Cases Pending January 1	New Filings	Reactivations and Transfers	Total Cases	Total Terminations	Clearance Rate	Cases Pending December 31	Cases Pending Beyond Time Guidelines
Adams Co.	43	87	13	143	112	112%	31	9
Ashtabula Co. (Eastern)	44	138	18	200	137	88%	63	11
Ashtabula Co. (Western)	51	224	26	301	254	102%	47	1
Belmont Co. (Eastern)	41	128	0	169	140	109%	29	4
Belmont Co. (Northern)	20	191	0	211	190	99%	21	0
Belmont Co. (Western)	28	194	0	222	198	102%	24	4
Butler Co. #1	29	143	30	202	159	92%	43	7
Butler Co. #2	68	234	54	356	262	91%	94	14
Butler Co. #3	124	473	52	649	540	103%	109	3
Fulton Co. (Eastern)	18	91	0	109	93	102%	16	1
Fulton Co. (Western)	10	67	1	78	68	100%	10	0
Harrison Co.	19	73	3	95	84	111%	11	1
Highland Co.	9	17	3	29	28	140%	1	0
Jefferson Co. #1	86	156	2	244	149	94%	95	61
Jefferson Co. #2	50	77	7	134	85	101%	49	18
Jefferson Co. #3	75	41	3	119	40	91%	79	21
Mahoning Co. #2	61	243	16	320	229	88%	91	8
Mahoning Co. #3	24	88	7	119	92	97%	27	3
Mahoning Co. #4	145	435	26	606	467	101%	139	2
Mahoning Co. #5	38	209	25	272	235	100%	37	7
Meigs Co.	66	96	7	169	84	82%	85	5
Monroe Co.	19	42	6	67	55	115%	12	2
Morgan Co.	3	40	3	46	42	98%	4	0
Muskingum Co.	36	335	23	394	314	88%	80	0
Noble Co.	54	41	0	95	84	205%	11	0
Paulding Co.	22	101	1	124	98	96%	26	2
Perry Co.	19	99	6	124	100	95%	24	2
Pike Co.	38	165	21	224	180	97%	44	16
Sandusky Co. #1	26	112	1	139	98	87%	41	5
Sandusky Co. #2	22	68	2	92	61	87%	31	11
Trumbull Co. (Central)	32	119	0	151	114	96%	37	1
Trumbull Co. (Eastern)	24	66	3	93	71	103%	22	7
Tuscarawas Co.	31	125	9	165	134	100%	31	1
Vinton Co.	22	64	1	87	76	117%	11	0
Warren Co.	54	264	23	341	287	100%	54	3
Statewide	1,451	5,046	392	6,889	5,360	99%	1,529	230

County Courts

Operating a Vehicle While Under the Influence Terminations
2011

Court	Jury Trial	Court Trial	Guilty/No Contest to Original Charge Judge	Guilty/No Contest to Original Charge Magistrate	Guilty/No Contest to Reduced Charge	Dismissal: Lack of Speedy Trial	Other Dismissals	Transferred Out	Unavailability of Party	Bankruptcy Stay/Interlocutory Appeal	Other Terminations
Adams Co.	0	2	59	0	29	0	8	0	14	0	0
Ashtabula Co. (Eastern)	2	0	100	0	15	6	7	0	7	0	0
Ashtabula Co. (Western)	2	0	179	0	34	0	10	0	27	0	0
Belmont Co. (Eastern)	0	1	54	0	46	0	17	0	6	0	16
Belmont Co. (Northern)	0	0	130	0	33	0	9	0	16	0	2
Belmont Co. (Western)	0	0	136	0	27	0	13	0	7	0	15
Butler Co. #1	3	2	58	0	55	0	26	6	8	1	0
Butler Co. #2	3	1	146	2	41	0	40	4	25	0	0
Butler Co. #3	6	0	243	8	213	0	12	5	52	0	1
Fulton Co. (Eastern)	0	0	49	0	26	0	5	0	2	0	11
Fulton Co. (Western)	0	45	11	0	0	0	8	0	3	0	0
Harrison Co.	0	1	56	0	13	0	11	0	3	0	0
Highland Co.	0	0	19	0	5	0	2	0	2	0	0
Jefferson Co. #1	0	0	124	0	10	0	4	0	0	0	11
Jefferson Co. #2	0	0	64	0	6	1	1	0	8	0	5
Jefferson Co. #3	0	16	8	0	13	0	1	0	2	0	0
Mahoning Co. #2	0	0	112	0	91	0	3	0	10	0	4
Mahoning Co. #3	0	0	59	0	26	0	1	1	4	0	1
Mahoning Co. #4	1	2	182	0	194	0	26	0	26	0	22
Mahoning Co. #5	3	0	81	0	71	2	9	0	12	0	19
Meigs Co.	0	0	49	0	12	0	20	0	0	0	0
Monroe Co.	0	0	31	0	17	0	4	0	3	0	0
Morgan Co.	0	0	34	0	2	0	5	0	1	0	0
Muskingum Co.	2	1	283	0	0	1	5	4	18	0	1
Noble Co.	0	0	66	0	0	0	0	0	16	0	0
Paulding Co.	2	0	72	0	20	0	3	0	1	0	0
Perry Co.	1	2	66	0	14	3	8	0	4	0	0
Pike Co.	0	0	88	0	43	0	27	0	20	0	1
Sandusky Co. #1	0	0	56	0	30	0	8	0	1	0	0
Sandusky Co. #2	0	0	33	0	19	3	6	0	0	0	0
Trumbull Co. (Central)	0	0	58	0	41	0	8	2	5	0	0
Trumbull Co. (Eastern)	4	0	23	0	33	0	8	0	3	0	0
Tuscarawas Co.	0	0	104	0	15	0	6	0	7	0	2
Vinton Co.	13	29	22	1	0	0	2	0	9	0	0
Warren Co.	1	1	194	0	60	0	6	6	19	0	2
Statewide	43	103	3,049	11	1,254	16	329	28	341	1	113

County Courts
Other Traffic Overall Caseloads
2011

Court	Cases Pending January 1	New Filings	Reactivations and Transfers	Total Cases	Total Terminations	Clearance Rate	Cases Pending December 31	Cases Pending Beyond Time Guidelines
Adams Co.	118	2,723	163	3,004	2,832	98%	172	1
Ashtabula Co. (Eastern)	150	2,100	103	2,353	2,077	94%	276	49
Ashtabula Co. (Western)	134	1,847	77	2,058	1,924	100%	134	0
Belmont Co. (Eastern)	285	2,813	0	3,098	2,763	98%	335	5
Belmont Co. (Northern)	121	1,553	0	1,674	1,547	100%	127	0
Belmont Co. (Western)	426	2,785	0	3,211	2,671	96%	540	2
Butler Co. #1	190	1,680	122	1,992	1,827	101%	165	7
Butler Co. #2	528	4,616	605	5,749	5,023	96%	726	108
Butler Co. #3	461	5,716	813	6,990	6,485	99%	505	22
Fulton Co. (Eastern)	247	3,926	2	4,175	3,955	101%	220	8
Fulton Co. (Western)	204	2,959	257	3,420	3,222	100%	198	1
Harrison Co.	152	2,111	211	2,474	2,349	101%	125	35
Highland Co.	9	251	23	283	278	101%	5	0
Jefferson Co. #1	270	1,971	4	2,245	1,931	98%	314	233
Jefferson Co. #2	96	1,257	79	1,432	1,282	96%	150	41
Jefferson Co. #3	584	1,471	76	2,131	1,440	93%	691	418
Mahoning Co. #2	278	4,878	296	5,452	4,961	96%	491	14
Mahoning Co. #3	111	1,735	62	1,908	1,775	99%	133	7
Mahoning Co. #4	532	8,369	594	9,495	8,835	99%	660	6
Mahoning Co. #5	345	4,325	285	4,955	4,658	101%	297	1
Meigs Co.	453	3,532	37	4,022	3,015	84%	1,007	386
Monroe Co.	51	554	34	639	604	103%	35	8
Morgan Co.	12	333	11	356	342	99%	14	1
Muskingum Co.	382	8,429	36	8,847	8,348	99%	499	0
Noble Co.	78	1,367	0	1,445	1,418	104%	27	0
Paulding Co.	50	1,100	55	1,205	1,174	102%	31	1
Perry Co.	191	1,396	98	1,685	1,575	105%	110	38
Pike Co.	199	2,946	271	3,416	3,158	98%	258	89
Sandusky Co. #1	436	5,633	307	6,376	5,903	99%	473	44
Sandusky Co. #2	703	5,937	226	6,866	6,016	98%	850	353
Trumbull Co. (Central)	83	1,385	30	1,498	1,372	97%	126	3
Trumbull Co. (Eastern)	99	504	26	629	576	109%	53	6
Tuscarawas Co.	81	2,450	76	2,607	2,473	98%	134	0
Vinton Co.	74	1,833	28	1,935	1,851	99%	84	0
Warren Co.	182	3,638	840	4,660	4,512	101%	148	7
Statewide	8,315	100,123	5,847	114,285	104,172	98%	10,113	1,894

County Courts
Other Traffic Terminations
2011

Court	Jury Trial	Court Trial	Guilty/No Contest to Original Charge Judge	Guilty/No Contest to Original Charge Magistrate	Guilty/No Contest to Reduced Charge	Dismissal: Lack of Speedy Trial	Other Dismissals	Violations Bureau	Transferred Out	Unavailability of Party	Bankruptcy Stay/Interlocutory Appeal	Other Terminations
Adams Co.	0	0	286	0	21	0	140	2,202	0	183	0	0
Ashtabula Co. (Eastern)	4	11	220	2	53	10	71	1,620	2	80	0	3
Ashtabula Co. (Western)	4	1	495	0	41	0	75	1,149	0	153	0	8
Belmont Co. (Eastern)	0	0	174	0	62	0	30	2,281	0	207	0	7
Belmont Co. (Northern)	0	1	326	0	40	0	25	1,026	0	126	0	3
Belmont Co. (Western)	0	10	159	0	17	0	23	2,251	0	192	0	19
Butler Co. #1	2	35	369	0	88	0	147	1,052	2	129	0	3
Butler Co. #2	4	37	845	0	84	0	311	3,276	6	456	1	3
Butler Co. #3	0	38	856	322	345	1	343	3,879	7	693	0	1
Fulton Co. (Eastern)	0	0	94	0	191	1	46	2,980	0	441	0	203
Fulton Co. (Western)	3	127	235	2	0	1	36	2,496	0	319	0	3
Harrison Co.	0	0	109	0	170	3	62	1,740	0	263	0	2
Highland Co.	0	4	126	0	0	0	18	110	0	20	0	0
Jefferson Co. #1	0	0	611	0	15	0	65	1,124	1	0	0	115
Jefferson Co. #2	0	0	307	0	22	1	42	796	0	92	0	22
Jefferson Co. #3	0	24	169	68	31	0	48	987	0	106	0	7
Mahoning Co. #2	0	0	1,120	0	457	4	147	2,692	0	222	0	301
Mahoning Co. #3	0	5	551	0	52	0	35	1,026	0	31	0	74
Mahoning Co. #4	0	11	1,253	0	431	0	99	6,276	0	200	0	536
Mahoning Co. #5	3	5	390	0	233	19	124	3,280	0	424	0	101
Meigs Co.	0	0	360	0	45	0	47	2,559	0	0	0	1
Monroe Co.	0	3	75	0	8	0	9	457	0	46	0	6
Morgan Co.	0	0	66	0	5	0	21	240	0	9	0	1
Muskingum Co.	0	24	673	0	0	2	26	7,562	0	60	0	1
Noble Co.	0	0	82	0	0	11	1	1,322	0	2	0	0
Paulding Co.	0	8	145	0	7	0	8	943	0	63	0	0
Perry Co.	0	7	204	0	13	10	29	1,145	0	167	0	0
Pike Co.	1	0	1,698	0	14	0	197	942	0	305	0	1
Sandusky Co. #1	0	2	232	0	292	1	83	4,670	0	611	0	1
Sandusky Co. #2	1	0	446	0	248	13	70	4,762	0	458	0	2
Trumbull Co. (Central)	2	2	332	0	66	3	82	788	1	95	1	0
Trumbull Co. (Eastern)	16	0	263	0	30	1	20	188	0	59	0	0
Tuscarawas Co.	0	1	297	0	29	0	59	1,941	0	135	0	11
Vinton Co.	17	55	390	0	0	0	7	1,192	0	190	0	0
Warren Co.	2	29	704	0	112	7	80	2,683	11	857	1	25
Statewide	59	440	14,662	394	3,222	88	2,626	73,637	30	7,394	3	1,460

County Courts

Personal Injury and Property Damage Overall Caseloads

2011

Court	Cases Pending January 1	New Filings	Reactivations and Transfers	Total Cases	Total Terminations	Clearance Rate	Cases Pending December 31	Cases Pending Beyond Time Guidelines
Adams Co.	10	9	0	19	13	144%	6	2
Ashtabula Co. (Eastern)	3	8	1	12	5	56%	7	0
Ashtabula Co. (Western)	0	0	0	0	0	-	0	0
Belmont Co. (Eastern)	3	4	0	7	6	150%	1	0
Belmont Co. (Northern)	1	9	0	10	10	111%	0	0
Belmont Co. (Western)	3	6	0	9	5	83%	4	0
Butler Co. #1	7	5	0	12	9	180%	3	0
Butler Co. #2	5	13	1	19	11	79%	8	0
Butler Co. #3	19	29	1	49	31	103%	18	2
Fulton Co. (Eastern)	2	3	0	5	4	133%	1	0
Fulton Co. (Western)	0	0	0	0	0	-	0	0
Harrison Co.	1	4	0	5	3	75%	2	0
Highland Co.	3	5	0	8	5	100%	3	0
Jefferson Co. #1	0	0	0	0	0	-	0	0
Jefferson Co. #2	0	0	0	0	0	-	0	0
Jefferson Co. #3	0	0	0	0	0	-	0	0
Mahoning Co. #2	7	15	2	24	15	88%	9	0
Mahoning Co. #3	1	7	0	8	5	71%	3	0
Mahoning Co. #4	9	9	0	18	12	133%	6	1
Mahoning Co. #5	4	5	1	10	9	150%	1	0
Meigs Co.	0	0	0	0	0	-	0	0
Monroe Co.	0	0	0	0	0	-	0	0
Morgan Co.	0	2	0	2	1	50%	1	0
Muskingum Co.	2	11	0	13	10	91%	3	0
Noble Co.	0	2	0	2	0	0%	2	0
Paulding Co.	0	0	0	0	0	-	0	0
Perry Co.	3	10	1	14	9	82%	5	1
Pike Co.	7	11	0	18	16	145%	2	0
Sandusky Co. #1	2	1	0	3	1	100%	2	0
Sandusky Co. #2	0	0	0	0	0	-	0	0
Trumbull Co. (Central)	3	4	1	8	5	100%	3	0
Trumbull Co. (Eastern)	1	0	0	1	0	-	1	0
Tuscarawas Co.	0	0	0	0	0	-	0	0
Vinton Co.	0	0	0	0	0	-	0	0
Warren Co.	10	24	0	34	22	92%	12	0
Statewide	106	196	8	310	207	101%	103	6

County Courts

Personal Injury and Property Damage Terminations
2011

Court	Jury Trial	Court Trial	Default Hearing by Judge	Default Hearing by Magistrate	Dismissal: Want of Prosecution	Other Dismissals	Transferred Out	Private Judge	Unavailability of Party	Bankruptcy Stay/Interlocutory Appeal	Other Terminations
Adams Co.	0	0	7	0	5	0	0	0	0	0	1
Ashtabula Co. (Eastern)	0	0	3	0	0	2	0	0	0	0	0
Ashtabula Co. (Western)	0	0	0	0	0	0	0	0	0	0	0
Belmont Co. (Eastern)	0	0	1	0	0	5	0	0	0	0	0
Belmont Co. (Northern)	0	0	6	0	0	3	0	0	0	0	1
Belmont Co. (Western)	0	0	2	0	0	3	0	0	0	0	0
Butler Co. #1	0	0	6	0	0	2	1	0	0	0	0
Butler Co. #2	0	0	6	0	0	3	1	0	0	0	1
Butler Co. #3	0	0	20	0	0	9	0	0	0	1	1
Fulton Co. (Eastern)	0	0	0	0	0	1	0	0	0	0	3
Fulton Co. (Western)	0	0	0	0	0	0	0	0	0	0	0
Harrison Co.	0	0	2	0	0	1	0	0	0	0	0
Highland Co.	0	0	3	0	0	2	0	0	0	0	0
Jefferson Co. #1	0	0	0	0	0	0	0	0	0	0	0
Jefferson Co. #2	0	0	0	0	0	0	0	0	0	0	0
Jefferson Co. #3	0	0	0	0	0	0	0	0	0	0	0
Mahoning Co. #2	0	1	8	1	0	4	0	0	0	0	1
Mahoning Co. #3	0	0	4	0	0	0	0	0	0	0	1
Mahoning Co. #4	0	1	3	0	0	4	0	0	0	1	4
Mahoning Co. #5	1	0	5	0	0	3	0	0	0	0	1
Meigs Co.	0	0	0	0	0	0	0	0	0	0	0
Monroe Co.	0	0	0	0	0	0	0	0	0	0	0
Morgan Co.	0	0	1	0	0	0	0	0	0	0	0
Muskingum Co.	0	0	7	0	0	3	0	0	0	0	0
Noble Co.	0	0	0	0	0	0	0	0	0	0	0
Paulding Co.	0	0	0	0	0	0	0	0	0	0	0
Perry Co.	0	0	8	0	0	1	0	0	0	0	0
Pike Co.	0	0	10	0	0	5	0	0	0	1	0
Sandusky Co. #1	0	0	0	0	0	1	0	0	0	0	0
Sandusky Co. #2	0	0	0	0	0	0	0	0	0	0	0
Trumbull Co. (Central)	0	0	2	0	1	2	0	0	0	0	0
Trumbull Co. (Eastern)	0	0	0	0	0	0	0	0	0	0	0
Tuscarawas Co.	0	0	0	0	0	0	0	0	0	0	0
Vinton Co.	0	0	0	0	0	0	0	0	0	0	0
Warren Co.	0	3	1	9	0	9	0	0	0	0	0
Statewide	1	5	105	10	6	63	2	0	0	3	14

County Courts
Contracts Overall Caseloads
2011

Court	Cases Pending January 1	New Filings	Reactivations and Transfers	Total Cases	Total Terminations	Clearance Rate	Cases Pending December 31	Cases Pending Beyond Time Guidelines
Adams Co.	125	281	1	407	303	107%	104	17
Ashtabula Co. (Eastern)	194	385	25	604	373	91%	231	25
Ashtabula Co. (Western)	181	488	4	673	537	109%	136	0
Belmont Co. (Eastern)	97	324	1	422	300	92%	122	3
Belmont Co. (Northern)	97	302	0	399	328	109%	71	0
Belmont Co. (Western)	122	473	0	595	474	100%	121	3
Butler Co. #1	227	423	3	653	503	118%	150	3
Butler Co. #2	374	848	11	1,233	807	94%	426	73
Butler Co. #3	526	1,000	10	1,536	978	97%	558	193
Fulton Co. (Eastern)	38	205	0	243	192	94%	51	0
Fulton Co. (Western)	0	0	0	0	0	-	0	0
Harrison Co.	93	186	0	279	208	112%	71	3
Highland Co.	28	56	5	89	68	111%	21	0
Jefferson Co. #1	122	244	1	367	238	97%	129	61
Jefferson Co. #2	182	252	0	434	241	96%	193	116
Jefferson Co. #3	218	177	0	395	190	107%	205	143
Mahoning Co. #2	225	689	25	939	683	96%	256	7
Mahoning Co. #3	134	269	14	417	343	121%	74	3
Mahoning Co. #4	206	593	7	806	626	104%	180	18
Mahoning Co. #5	131	330	23	484	393	111%	91	2
Meigs Co.	134	330	0	464	290	88%	174	58
Monroe Co.	0	0	0	0	0	-	0	0
Morgan Co.	35	122	3	160	137	110%	23	0
Muskingum Co.	227	691	1	919	748	108%	171	0
Noble Co.	58	104	0	162	131	126%	31	0
Paulding Co.	0	0	0	0	0	-	0	0
Perry Co.	152	520	1	673	518	99%	155	16
Pike Co.	206	416	2	624	508	122%	116	29
Sandusky Co. #1	103	343	1	447	378	110%	69	5
Sandusky Co. #2	120	148	5	273	160	105%	113	55
Trumbull Co. (Central)	145	275	0	420	331	120%	89	1
Trumbull Co. (Eastern)	101	249	1	351	247	99%	104	0
Tuscarawas Co.	96	207	2	305	239	114%	66	0
Vinton Co.	0	0	0	0	0	-	0	0
Warren Co.	400	831	62	1,293	1,022	114%	271	1
Statewide	5,097	11,761	208	17,066	12,494	104%	4,572	835

County Courts
Contracts Terminations
2011

Court	Jury Trial	Court Trial	Default Hearing by Judge	Default Hearing by Magistrate	Dismissal: Want of Prosecution	Other Dismissals	Transferred Out	Private Judge	Unavailability of Party	Bankruptcy Stay/Interlocutory Appeal	Other Terminations
Adams Co.	1	11	214	0	52	15	0	0	0	7	2
Ashtabula Co. (Eastern)	1	9	231	0	6	84	1	0	0	34	2
Ashtabula Co. (Western)	0	42	349	0	23	94	0	0	0	25	5
Belmont Co. (Eastern)	0	0	234	0	0	54	0	0	0	10	2
Belmont Co. (Northern)	0	0	258	0	0	45	0	0	1	16	8
Belmont Co. (Western)	0	0	379	0	0	82	0	0	0	9	4
Butler Co. #1	6	6	326	6	0	156	1	0	0	2	0
Butler Co. #2	5	8	528	8	16	179	3	1	4	22	33
Butler Co. #3	2	40	677	6	21	171	0	0	1	36	24
Fulton Co. (Eastern)	0	0	1	0	0	41	0	0	1	0	149
Fulton Co. (Western)	0	0	0	0	0	0	0	0	0	0	0
Harrison Co.	0	6	143	0	0	50	1	0	0	8	0
Highland Co.	0	10	46	0	0	11	0	0	0	1	0
Jefferson Co. #1	0	0	187	0	0	43	0	0	0	5	3
Jefferson Co. #2	0	0	218	0	0	23	0	0	0	0	0
Jefferson Co. #3	0	0	161	0	0	26	0	0	0	2	0
Mahoning Co. #2	0	19	482	0	2	135	0	0	0	21	13
Mahoning Co. #3	1	12	234	0	0	79	5	0	0	5	2
Mahoning Co. #4	1	32	341	2	0	88	0	0	1	21	185
Mahoning Co. #5	2	9	265	1	0	82	1	1	0	11	10
Meigs Co.	0	0	179	0	0	111	0	0	0	0	0
Monroe Co.	0	0	0	0	0	0	0	0	0	0	0
Morgan Co.	0	1	90	0	0	43	0	0	0	3	0
Muskingum Co.	15	11	561	0	0	152	0	0	0	8	1
Noble Co.	0	13	97	0	0	24	0	0	0	1	2
Paulding Co.	0	0	0	0	0	0	0	0	0	0	0
Perry Co.	1	9	422	0	20	58	0	0	0	4	5
Pike Co.	1	0	411	0	0	76	0	0	1	19	0
Sandusky Co. #1	1	1	311	0	0	61	0	0	0	2	2
Sandusky Co. #2	1	0	131	0	0	27	0	0	0	0	1
Trumbull Co. (Central)	0	28	207	0	8	66	0	0	0	22	0
Trumbull Co. (Eastern)	0	18	174	0	8	40	0	0	0	6	0
Tuscarawas Co.	0	7	154	0	0	68	0	0	0	7	3
Vinton Co.	0	0	0	0	0	0	0	0	0	0	0
Warren Co.	0	59	23	593	0	289	1	0	1	36	2
Statewide	38	351	8,034	616	156	2,473	13	2	10	343	458

County Courts

Forcible Entry and Detainer Overall Caseloads

2011

Court	Cases Pending January 1	New Filings	Reactivations and Transfers	Total Cases	Total Terminations	Clearance Rate	Cases Pending December 31	Cases Pending Beyond Time Guidelines
Adams Co.	25	89	0	114	101	113%	13	2
Ashtabula Co. (Eastern)	6	46	0	52	40	87%	12	0
Ashtabula Co. (Western)	15	129	2	146	135	103%	11	0
Belmont Co. (Eastern)	7	92	0	99	61	66%	38	0
Belmont Co. (Northern)	21	110	0	131	114	104%	17	0
Belmont Co. (Western)	8	34	0	42	35	103%	7	1
Butler Co. #1	34	65	1	100	89	135%	11	0
Butler Co. #2	63	230	2	295	250	108%	45	5
Butler Co. #3	92	631	2	725	623	98%	102	30
Fulton Co. (Eastern)	12	57	0	69	53	93%	16	0
Fulton Co. (Western)	15	81	0	96	69	85%	27	3
Harrison Co.	6	33	0	39	32	97%	7	0
Highland Co.	8	48	0	56	50	104%	6	0
Jefferson Co. #1	14	67	2	83	67	97%	16	9
Jefferson Co. #2	4	40	0	44	39	98%	5	3
Jefferson Co. #3	14	22	0	36	22	100%	14	9
Mahoning Co. #2	51	238	3	292	238	99%	54	1
Mahoning Co. #3	11	45	0	56	39	87%	17	0
Mahoning Co. #4	140	442	4	586	436	98%	150	34
Mahoning Co. #5	7	17	2	26	23	121%	3	0
Meigs Co.	23	82	0	105	70	85%	35	17
Monroe Co.	0	0	0	0	0	-	0	0
Morgan Co.	6	42	0	48	46	110%	2	0
Muskingum Co.	19	135	0	154	133	99%	21	0
Noble Co.	0	18	1	19	19	100%	0	0
Paulding Co.	7	29	0	36	32	110%	4	0
Perry Co.	38	126	2	166	114	89%	52	14
Pike Co.	94	88	2	184	92	102%	92	19
Sandusky Co. #1	15	51	0	66	52	102%	14	1
Sandusky Co. #2	2	13	0	15	5	38%	10	2
Trumbull Co. (Central)	15	52	0	67	55	106%	12	0
Trumbull Co. (Eastern)	14	52	0	66	50	96%	16	0
Tuscarawas Co.	10	105	1	116	109	103%	7	0
Vinton Co.	2	40	0	42	36	90%	6	0
Warren Co.	52	234	6	292	268	112%	24	0
Statewide	850	3,583	30	4,463	3,597	100%	866	150

County Courts
Forcible Entry and Detainer Terminations
2011

Court	Jury Trial	Court Trial	Default Hearing by Judge	Default Hearing by Magistrate	Dismissal: Want of Prosecution	Other Dismissals	Transferred Out	Private Judge	Unavailability of Party	Bankruptcy Stay/Interlocutory Appeal	Other Terminations
Adams Co.	0	44	25	1	12	18	0	0	0	0	0
Ashtabula Co. (Eastern)	0	0	30	0	0	9	1	0	0	0	0
Ashtabula Co. (Western)	0	0	86	0	1	48	0	0	0	0	0
Belmont Co. (Eastern)	0	0	41	0	0	19	0	0	0	0	1
Belmont Co. (Northern)	0	0	62	0	0	48	0	0	0	0	4
Belmont Co. (Western)	0	0	23	0	0	7	0	0	0	0	5
Butler Co. #1	0	0	5	46	0	38	0	0	0	0	0
Butler Co. #2	0	0	41	30	1	170	0	0	1	0	7
Butler Co. #3	0	0	6	227	0	384	0	0	0	0	6
Fulton Co. (Eastern)	0	0	0	0	0	32	0	0	0	0	21
Fulton Co. (Western)	0	0	44	0	0	25	0	0	0	0	0
Harrison Co.	0	0	14	0	0	18	0	0	0	0	0
Highland Co.	0	0	47	0	0	3	0	0	0	0	0
Jefferson Co. #1	0	0	49	0	0	16	0	0	0	0	2
Jefferson Co. #2	0	0	32	0	0	7	0	0	0	0	0
Jefferson Co. #3	0	0	15	0	0	7	0	0	0	0	0
Mahoning Co. #2	1	1	116	10	3	104	0	0	1	1	0
Mahoning Co. #3	0	0	29	0	0	8	0	0	1	1	0
Mahoning Co. #4	0	2	119	4	0	194	0	0	0	1	119
Mahoning Co. #5	0	2	10	0	0	6	0	0	0	2	3
Meigs Co.	0	0	57	0	0	13	0	0	0	0	0
Monroe Co.	0	0	0	0	0	0	0	0	0	0	0
Morgan Co.	0	15	2	0	0	29	0	0	0	0	0
Muskingum Co.	0	0	67	0	0	65	0	0	0	0	1
Noble Co.	1	3	14	0	0	1	0	0	0	0	0
Paulding Co.	0	0	17	0	0	15	0	0	0	0	0
Perry Co.	1	2	60	0	16	29	0	0	0	0	3
Pike Co.	10	0	14	0	0	64	0	0	0	0	2
Sandusky Co. #1	0	0	22	0	0	30	0	0	0	0	0
Sandusky Co. #2	0	0	5	0	0	0	0	0	0	0	0
Trumbull Co. (Central)	0	0	24	0	6	25	0	0	0	0	0
Trumbull Co. (Eastern)	0	1	27	0	5	16	0	0	0	2	0
Tuscarawas Co.	0	0	55	0	0	54	0	0	0	0	0
Vinton Co.	0	0	32	0	0	3	0	0	0	0	1
Warren Co.	0	0	3	160	0	103	0	0	1	0	1
Statewide	13	70	1,193	478	44	1,608	1	0	4	7	176

County Courts
Other Civil Overall Caseloads
2011

Court	Cases Pending January 1	New Filings	Reactivations and Transfers	Total Cases	Total Terminations	Clearance Rate	Cases Pending December 31	Cases Pending Beyond Time Guidelines
Adams Co.	3	7	0	10	7	100%	3	2
Ashtabula Co. (Eastern)	14	56	0	70	50	89%	20	6
Ashtabula Co. (Western)	2	17	0	19	18	106%	1	0
Belmont Co. (Eastern)	0	5	0	5	4	80%	1	0
Belmont Co. (Northern)	2	6	0	8	7	117%	1	0
Belmont Co. (Western)	2	13	0	15	14	108%	1	1
Butler Co. #1	9	18	0	27	27	150%	0	0
Butler Co. #2	6	38	2	46	34	85%	12	1
Butler Co. #3	31	45	0	76	55	122%	21	8
Fulton Co. (Eastern)	68	223	0	291	231	104%	60	1
Fulton Co. (Western)	173	375	2	550	424	112%	126	2
Harrison Co.	0	4	0	4	3	75%	1	0
Highland Co.	1	2	0	3	2	100%	1	0
Jefferson Co. #1	44	14	0	58	0	0%	58	45
Jefferson Co. #2	3	15	0	18	9	60%	9	3
Jefferson Co. #3	1	13	0	14	12	92%	2	1
Mahoning Co. #2	9	50	1	60	50	98%	10	0
Mahoning Co. #3	4	7	0	11	11	157%	0	0
Mahoning Co. #4	5	22	0	27	22	100%	5	1
Mahoning Co. #5	3	12	0	15	15	125%	0	0
Meigs Co.	12	4	0	16	5	125%	11	9
Monroe Co.	67	196	1	264	221	112%	43	2
Morgan Co.	0	0	0	0	0	-	0	0
Muskingum Co.	7	41	0	48	29	71%	19	0
Noble Co.	0	0	0	0	0	-	0	0
Paulding Co.	43	190	1	234	181	95%	53	1
Perry Co.	2	3	0	5	4	133%	1	0
Pike Co.	3	20	0	23	21	105%	2	2
Sandusky Co. #1	1	21	0	22	21	100%	1	0
Sandusky Co. #2	5	12	1	18	8	62%	10	4
Trumbull Co. (Central)	0	0	0	0	0	-	0	0
Trumbull Co. (Eastern)	2	2	0	4	2	100%	2	0
Tuscarawas Co.	2	13	0	15	13	100%	2	0
Vinton Co.	45	205	4	254	219	105%	35	0
Warren Co.	7	133	3	143	140	103%	3	0
Statewide	576	1,782	15	2,373	1,859	103%	514	89

County Courts
Other Civil Terminations
2011

Court	Jury Trial	Court Trial	Default Hearing by Judge	Default Hearing by Magistrate	Dismissal: Want of Prosecution	Other Dismissals	Transferred Out	Private Judge	Unavailability of Party	Bankruptcy Stay/Interlocutory Appeal	Other Terminations
Adams Co.	0	0	6	0	0	1	0	0	0	0	0
Ashtabula Co. (Eastern)	1	0	42	2	0	2	0	0	0	0	1
Ashtabula Co. (Western)	0	0	17	0	0	0	0	0	0	0	1
Belmont Co. (Eastern)	0	0	3	0	0	1	0	0	0	0	0
Belmont Co. (Northern)	0	0	0	0	0	0	0	0	0	0	7
Belmont Co. (Western)	0	0	9	0	0	3	0	0	0	0	2
Butler Co. #1	0	0	23	1	0	1	0	0	0	0	2
Butler Co. #2	0	0	31	0	0	3	0	0	0	0	0
Butler Co. #3	0	0	34	0	1	0	0	0	0	0	20
Fulton Co. (Eastern)	0	0	0	0	0	29	0	0	0	0	202
Fulton Co. (Western)	0	0	307	1	0	114	0	0	0	0	2
Harrison Co.	0	0	3	0	0	0	0	0	0	0	0
Highland Co.	0	1	1	0	0	0	0	0	0	0	0
Jefferson Co. #1	0	0	0	0	0	0	0	0	0	0	0
Jefferson Co. #2	0	0	8	0	0	1	0	0	0	0	0
Jefferson Co. #3	0	0	12	0	0	0	0	0	0	0	0
Mahoning Co. #2	0	0	15	0	0	17	0	0	0	0	18
Mahoning Co. #3	0	0	9	0	0	1	0	0	0	0	1
Mahoning Co. #4	0	0	5	0	0	2	0	0	0	0	15
Mahoning Co. #5	0	0	8	0	0	4	0	0	0	0	3
Meigs Co.	0	0	2	0	0	3	0	0	0	0	0
Monroe Co.	0	0	0	0	0	0	0	0	0	0	221
Morgan Co.	0	0	0	0	0	0	0	0	0	0	0
Muskingum Co.	1	0	3	0	0	0	0	0	0	2	23
Noble Co.	0	0	0	0	0	0	0	0	0	0	0
Paulding Co.	0	0	142	0	0	37	0	0	0	2	0
Perry Co.	0	0	1	0	0	0	0	0	0	0	3
Pike Co.	0	0	21	0	0	0	0	0	0	0	0
Sandusky Co. #1	0	0	21	0	0	0	0	0	0	0	0
Sandusky Co. #2	0	0	8	0	0	0	0	0	0	0	0
Trumbull Co. (Central)	0	0	0	0	0	0	0	0	0	0	0
Trumbull Co. (Eastern)	0	0	1	0	0	1	0	0	0	0	0
Tuscarawas Co.	0	0	1	0	0	1	0	0	0	0	11
Vinton Co.	0	1	200	1	0	15	0	0	2	0	0
Warren Co.	0	0	30	14	0	6	0	0	1	0	89
Statewide	2	2	963	19	1	242	0	0	3	4	621

County Courts
Small Claims Overall Caseloads
2011

Court	Cases Pending January 1	New Filings	Reactivations and Transfers	Total Cases	Total Terminations	Clearance Rate	Cases Pending December 31	Cases Pending Beyond Time Guidelines
Adams Co.	17	35	0	52	45	129%	7	5
Ashtabula Co. (Eastern)	29	207	5	241	186	88%	55	3
Ashtabula Co. (Western)	20	169	4	193	178	103%	15	0
Belmont Co. (Eastern)	29	260	0	289	229	88%	60	3
Belmont Co. (Northern)	32	225	0	257	226	100%	31	0
Belmont Co. (Western)	22	143	0	165	139	97%	26	1
Butler Co. #1	94	114	0	208	185	162%	23	2
Butler Co. #2	22	78	1	101	64	81%	37	2
Butler Co. #3	94	104	2	200	141	133%	59	38
Fulton Co. (Eastern)	12	146	0	158	139	95%	19	1
Fulton Co. (Western)	45	226	3	274	225	98%	49	3
Harrison Co.	10	28	0	38	31	111%	7	1
Highland Co.	3	15	0	18	16	107%	2	0
Jefferson Co. #1	33	63	0	96	62	98%	34	26
Jefferson Co. #2	37	109	0	146	100	92%	46	24
Jefferson Co. #3	64	30	0	94	31	103%	63	49
Mahoning Co. #2	75	237	6	318	262	108%	56	4
Mahoning Co. #3	16	26	0	42	34	131%	8	3
Mahoning Co. #4	46	297	3	346	300	100%	46	16
Mahoning Co. #5	43	134	12	189	141	97%	48	1
Meigs Co.	17	56	0	73	51	91%	22	15
Monroe Co.	12	38	0	50	40	105%	10	5
Morgan Co.	2	15	0	17	16	107%	1	0
Muskingum Co.	10	116	0	126	116	100%	10	0
Noble Co.	4	14	0	18	18	129%	0	0
Paulding Co.	55	223	2	280	252	112%	28	1
Perry Co.	20	106	0	126	99	93%	27	12
Pike Co.	18	37	1	56	37	97%	19	14
Sandusky Co. #1	6	72	1	79	65	89%	14	0
Sandusky Co. #2	17	25	0	42	17	68%	25	18
Trumbull Co. (Central)	14	52	0	66	57	110%	9	0
Trumbull Co. (Eastern)	6	68	0	74	65	96%	9	1
Tuscarawas Co.	11	97	0	108	92	95%	16	0
Vinton Co.	0	29	1	30	22	73%	8	0
Warren Co.	42	137	10	189	164	112%	25	1
Statewide	977	3,731	51	4,759	3,845	102%	914	249

County Courts
Small Claims Terminations
2011

Court	Hearing by Judge	Hearing by Magistrate	Transfer to Regular Civil Docket	Dismissal: Want of Prosecution	Other Dismissals	Unavailability of Party	Bankruptcy Stay/Interlocutory Appeal	Other Terminations
Adams Co.	30	0	0	8	4	0	0	3
Ashtabula Co. (Eastern)	125	0	1	4	49	1	5	1
Ashtabula Co. (Western)	70	0	0	6	61	7	0	34
Belmont Co. (Eastern)	156	0	0	0	71	0	1	1
Belmont Co. (Northern)	140	0	0	0	52	26	0	8
Belmont Co. (Western)	80	0	0	0	48	0	4	7
Butler Co. #1	4	102	0	0	74	0	2	3
Butler Co. #2	11	18	2	2	28	2	1	0
Butler Co. #3	6	72	0	7	52	0	0	4
Fulton Co. (Eastern)	0	0	0	0	36	1	0	102
Fulton Co. (Western)	166	0	0	0	57	0	0	2
Harrison Co.	26	0	0	0	5	0	0	0
Highland Co.	10	0	1	0	5	0	0	0
Jefferson Co. #1	47	0	0	0	15	0	0	0
Jefferson Co. #2	94	0	0	0	6	0	0	0
Jefferson Co. #3	26	0	1	0	4	0	0	0
Mahoning Co. #2	154	16	0	0	80	0	5	7
Mahoning Co. #3	18	0	0	0	10	0	0	6
Mahoning Co. #4	117	12	0	0	60	2	2	107
Mahoning Co. #5	74	1	0	0	57	0	2	7
Meigs Co.	32	0	0	0	19	0	0	0
Monroe Co.	0	0	0	0	0	0	0	40
Morgan Co.	7	0	0	0	9	0	0	0
Muskingum Co.	84	0	0	0	30	0	1	1
Noble Co.	15	0	0	0	3	0	0	0
Paulding Co.	182	0	0	0	70	0	0	0
Perry Co.	67	0	1	6	20	0	0	5
Pike Co.	23	0	1	0	13	0	0	0
Sandusky Co. #1	46	0	3	0	16	0	0	0
Sandusky Co. #2	14	0	0	0	3	0	0	0
Trumbull Co. (Central)	36	0	1	2	17	1	0	0
Trumbull Co. (Eastern)	53	0	0	5	6	0	1	0
Tuscarawas Co.	63	0	0	0	28	0	1	0
Vinton Co.	16	0	0	0	6	0	0	0
Warren Co.	4	109	2	0	47	1	1	0
Statewide	1,996	330	13	40	1,061	41	26	338

DEFINITIONS

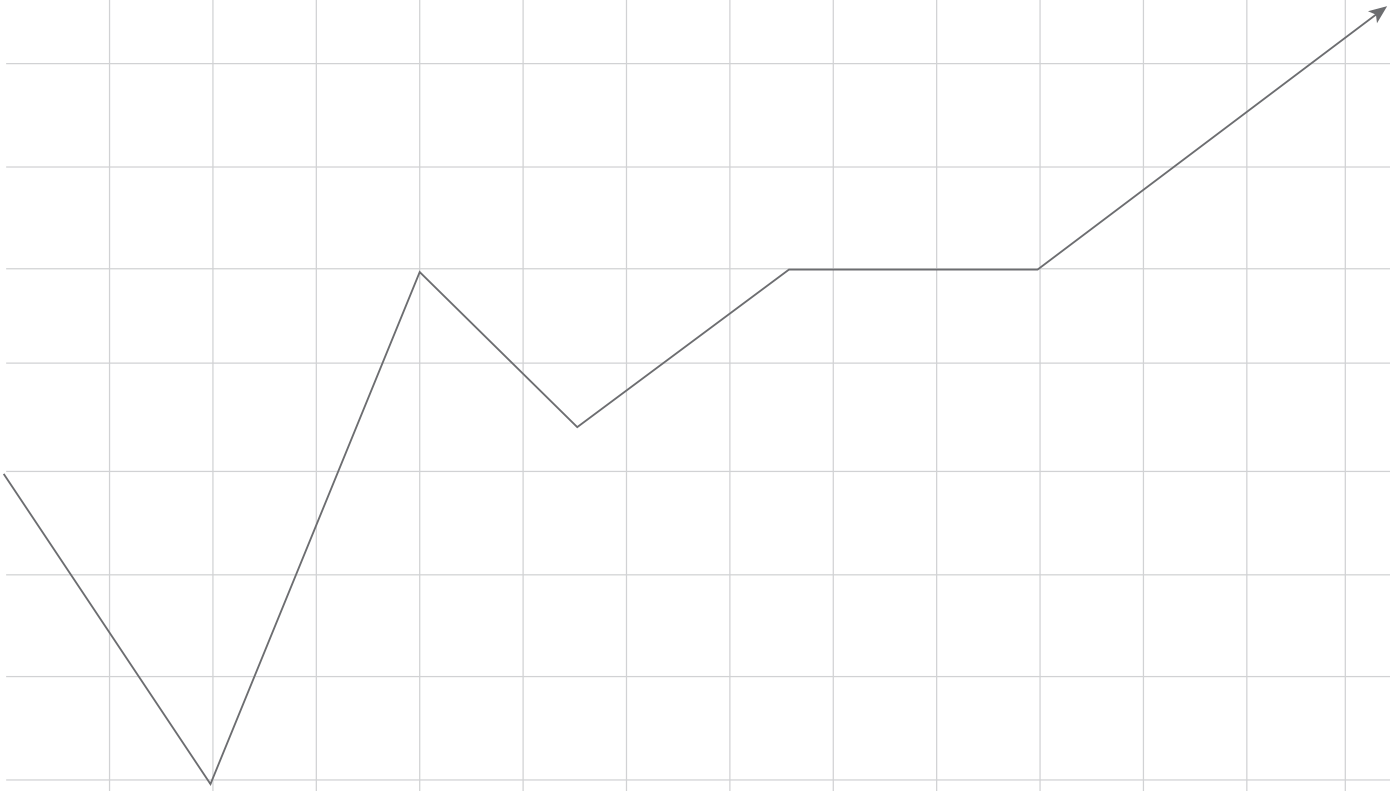

The following definitions are adapted from the Instructions for Preparation of Statistical Report Forms promulgated pursuant to the Rules of Superintendence for the Courts of Ohio. They apply to terms found on the report forms submitted by Ohio's courts to the Case Management Section of the Supreme Court of Ohio and to the caseload statistics information included in the *Ohio Courts Statistical Report*.

Admission Uncontested juvenile court cases terminated by admission, default or agreement.

Adult Cases R.C. 2919.24 Juvenile court cases brought against an adult who is the defendant accused of contributing to the neglect, unruliness or delinquency of a minor.

All Others Any case that cannot appropriately be recorded in a listed category.

Bankruptcy Stay/Interlocutory Appeal Cases in which a bankruptcy stay was issued or an interlocutory appeal taken. Once the stay is removed or the case remanded, the case is reactivated.

Certification/Waiver Granted Juvenile delinquency cases transferred for criminal prosecution to the appropriate court having jurisdiction of the offense; more commonly referred to as "bindovers."

Change of Custody Post-decree domestic relations cases in which the court must adjudicate a motion for change of custody, including requests for change of custody based upon an election of the child and cases where custody is contested. Juvenile cases are included where there is an application for writ of habeas corpus involving the custody of a child or where a motion for change of custody is filed pursuant to Juv.R. 10(A).

Clearance Rate In all case types, the clearance rate is a statistical calculation comparing the number of cases filed during the year to the number of cases terminated during the same year. It is determined by dividing the total number of terminations by the total number of new filings, reactivations and transfers. It is expressed as a percentage. For example, if 90 terminations and 100 total incoming cases are reported, the clearance rate is 90 percent.

Court Trial A case is considered terminated by trial to the court (i.e., judge) if judgment is rendered after the first witness is sworn.

Criminal Cases in which a person is charged with violation of a state law or local ordinance other than a traffic law or ordinance. For purposes of tracking the age of the case for these reports, the case begins at arraignment.

Default Cognovit judgments and default judgments in civil cases.

Default/Uncontested Domestic relations cases in which there is no responsive pleading filed or the defendant fails to appear in person or through counsel.

Delinquency Juvenile cases filed concerning a delinquent child, as defined by R.C. 2152.02.

Dependency, Neglect, or Abuse Juvenile cases concerning the neglected child, as defined by R.C. 2151.03; the dependent child, as defined by R.C. 2151.04; or the abused child, as defined by R.C. 2151.031.

Dismissals Before or after pre-trial conference, but prior to the swearing of the first witness, the case is dismissed by the judge or prosecutor with or without prejudice.

Dismissals for Want of Prosecution (Civil Cases) or Lack of Speedy Trial (Criminal Cases) Cases dismissed pursuant to R.C. 2945.73 or Sup.R. 40 for want of prosecution within the prescribed time limits. This termination line does not track criminal cases dismissed for want of prosecution.

Dissolution of Marriage Domestic relations cases in which a petition for dissolution of marriage is filed pursuant to R.C. 3105.63, with or without minor children.

Diversion or Arbitration Criminal cases where diversion is granted after arraignment on the indictment or information, but not as a condition of a sentence placing the accused on probation. In civil cases in which the court has adopted a mandatory arbitration rule, the referral of the case to arbitration does not constitute a termination. A case is reported as terminated by arbitration after a report and award are filed and the period for the filing of an appeal or exception runs.

Domestic Violence Domestic violence actions filed as separate cases pursuant to R.C. 3113.31. This does not include miscellaneous matters filed in pending cases, such as motions to evict.

Guilty/No Contest Plea to Reduced Charge Criminal cases terminated by the acceptance of a plea of guilty or no contest to a reduced charge. The change of plea must occur prior to the swearing of the jury or the swearing of the first witness in a court trial.

Jury Trial A case is considered terminated by jury trial if judgment is rendered after the jury is sworn, regardless of the outcome of the trial.

Mediation/Conciliation Domestic relations cases in which a petition for conciliation is filed or a referral to mediation is made. Petition or referral seeks to defer further action and prevents or suspends proceedings for divorce, annulment, or alimony.

Motion for Permanent Custody Juvenile cases in which a complaint or motion for permanent custody is filed when custody is contested. This does not include voluntary placements.

Other Civil Cases Civil cases that are not included within any of the other categories. Ancillary proceedings are not reported as cases.

Parentage Cases brought pursuant to R.C. Chapter 3111., the Uniform Parentage Act. Once paternity is established, the parentage case is considered terminated for reporting purposes.

Personal Injury Civil cases in which the principal issue is liability for, or the amount of damages to be received for, allegedly tortious conduct resulting in personal injury.

Support Enforcement/Modification Post-decree domestic relations cases in which it is alleged there is disobedience of, or resistance to, a lawful judgment of the court requiring the payment of support. A case is reported only once, regardless of the number of pending motions.

Traffic Cases dealing with matters involving traffic offenders. Juveniles, as defined by R.C. 2152.02 (N), and adult traffic cases include any violation of state law or local ordinance arising out of the use of a motor vehicle, except those involving operating a vehicle while under the influence charges.

Transfer to Another Judge or Court Cases terminated by virtue of transferring the case from one judge to another judge within the same division of a court by an assignment of the administrative judge or by transferring the case to another court. This action constitutes complete divestment of responsibility by the original judge.

Trial by Judge Contested matters terminated as a result of a hearing conducted by a judge.

Trial by Magistrate Contested cases settled or dismissed, or in which the accused changes plea after the first witness is sworn. This category is limited to substantive hearings held by a magistrate.

Unavailability of Accused for Trial or Sentencing Cases terminated when a defendant is unavailable due to mental status, incarceration on other charges, or flight from custody. The mere failure of the accused to appear when the case is set for trial or hearing does not, in itself, authorize termination by reason of unavailability.

Unruly Juvenile cases concerning unruly children, as defined by R.C. 2151.022.

U.I.F.S.A. Cases brought pursuant to R.C. Chapter 3115, the Uniform Interstate Family Support Act, handled by the domestic relations or juvenile divisions, including cases initiated in Ohio and cases in which Ohio is the responding state.

Visitation Enforcement/Modification Post-decree domestic relations cases in which it is alleged there is disobedience of, or resistance to, lawful judgment of the court relative to child visitation rights. A case is listed only once, regardless of the number of pending motions.

Voluntary Dismissal Voluntary withdrawal of a pending domestic relations action, for any reason, by the person who originally filed the cause or action.

Workers' Compensation Appeals filed under R.C. 4123.512, including noncompliance actions by the state, for recovery of benefits or of premiums and mandamus actions arising from claims or awards.

The following definitions are adapted from the Instructions for Preparation of Statistical Report Forms promulgated pursuant to the Rules of Superintendence for the Courts of Ohio. They apply to terms found on the report forms submitted by Ohio's courts to the Case Management Section of the Supreme Court of Ohio and to the caseload statistics information included in the *Ohio Courts Statistical Report*.

Clearance Rate In all case types, the clearance rate is a statistical calculation comparing the number of cases filed during the year to the number of cases terminated during the same year. It is determined by dividing the total number of terminations by the total number of new filings, reactivations and transfers. It is expressed as a percentage. For example, if 90 terminations and 100 incoming cases are reported, the clearance rate is 90%.

Criminal Cases in which a person is charged with violation of a state law or local ordinance other than a traffic law or ordinance. For purposes of tracking the age of the case for these reports, the case begins at arraignment.

Default Cognovit judgments and default judgments in civil cases.

Dismissals Before or after pre-trial conference, but prior to the swearing of the first witness, the case is dismissed by the judge or prosecutor with or without prejudice.

Dismissal for Want of Prosecution (Civil Cases) or Lack of Speedy Trial (Criminal Cases) Cases dismissed pursuant to R.C. 2945.73 or Sup.R. 40 for want of prosecution within the prescribed time limits. This termination line does not track criminal cases dismissed for want of prosecution.

F.E.D. (Forcible Entry and Detainer) A summary proceeding initiated under R.C. 1923. or 5321. for restoring possession of real property to one who is wrongfully kept out or is wrongfully deprived of possession.

Felony A felony is defined by R.C. 2901.02 and Crim.R. 2 as an offense specifically classified as a felony, regardless of penalty, or an offense in which imprisonment for more than one year can be imposed. When transferred to the common pleas court, these cases are reported as criminal cases by the receiving court.

Guilty/No Contest Plea to Reduced Charge Criminal cases terminated by the acceptance of a plea of guilty or no contest to a reduced charge. The change of plea must occur prior to the swearing of the jury or the swearing of the first witness in a court trial.

Hearing by Magistrate Contested cases settled or dismissed, or in which the accused changes plea after the first witness is sworn. This category is limited to substantive hearings held by a magistrate.

Jury Trial A case is considered terminated by jury trial if judgment is rendered after the jury is sworn, regardless of the outcome of the trial.

Misdemeanors A misdemeanor is defined by R.C. 2901.02 and Crim.R. 2 as an offense specifically classified as a misdemeanor, or an offense in which imprisonment for not more than one year can be imposed. While traffic offenses fall within this definition, they are reported as operating a vehicle while under the influence or other traffic offenses (see page 281) and not as misdemeanors.

Other Civil Cases Civil cases not included within any of the other categories. Ancillary proceedings are not reported as cases.

Other Traffic A misdemeanor charged under a statute or an ordinance arising out of the use of any type of vehicle generally used on the roads of the state, except an OVI offense. Parking violations are not included in this category or anywhere else in the *Ohio Courts Summary*.

O.V.I. (Operating a Vehicle While Under the Influence) Cases that include violating R.C. 4511.19 or any local ordinance that prohibits operating a motor vehicle while under the influence of alcohol or any drug of abuse.

Personal Injury Civil cases in which the principal issue is liability for, or the amount of damages to be received for, allegedly tortious conduct resulting in personal injury.

Small Claims Civil actions brought under R.C. 1925. for the recovery of small debts and accounts, not exceeding $3,000, exclusive of interest and costs.

Transfer Cases terminated by virtue of transferring the case from one judge to another judge within the same division of a court by an assignment of the administrative judge or by transferring the case to another court. This category also includes cases bound over to a grand jury as a result of waiver of a preliminary hearing and small claims cases transferred to the regular civil docket. This action constitutes complete divestment of responsibility by the original judge.

Transferred Out Cases transferred to other courts or other judges of the original court as reported by the individually assigned judge pursuant to Sup.R. 37(A)(3)(b).

Trial/Hearing by Judge Felony cases bound over to a grand jury as a result of a preliminary hearing and other cases terminated in particular sessions by a judge.

Unavailability of Accused Cases terminated when a defendant is unavailable due to mental status, incarceration on other charges, or flight from custody. The mere failure of the accused to appear when the case is set for trial or hearing does not, in itself, authorize termination by reason of unavailability.

Violations Bureau This termination type includes misdemeanor and other traffic cases terminated by payment of a fine at a Traffic Violations Bureau.

The Supreme Court *of* Ohio

Office of Judicial & Court Services
Case Management Section
65 South Front Street
Columbus, Ohio 43215-3431