



See our research on: [Gun Policy](#) | [Economy](#) | [Abortion](#) | [Russia](#)



Search [pewresearch.org](#)...



RESEARCH TOPICS ▾ ALL PUBLICATIONS METHODS SHORT READS TOOLS & RESOURCES EXPERTS ABOL

[Home](#) > [Research Topics](#) > [News Habits & Media](#) > [News Media Trends](#) > [News Platforms & Sources](#) > [Digital News Landscape](#)

JANUARY 12, 2021



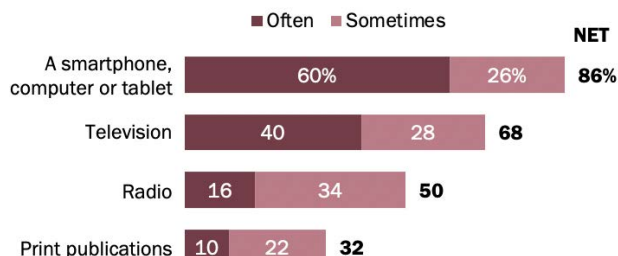
More than eight-in-ten Americans get news from digital devices

BY [ELISA SHEARER](#)

The transition of news from print, television and radio to digital spaces has caused huge disruptions in the traditional news industry, [especially the print news industry](#). It is also reflected in the ways individual Americans say they are getting their news. A large majority of Americans get news at least sometimes from digital devices, according to [a Pew Research Center survey](#) conducted Aug. 31-Sept. 7, 2020.

Large majority of Americans get news on digital devices

% of U.S. adults who get news ___ from ...



Source: Survey of U.S. adults conducted Aug. 31-Sept. 7, 2020.

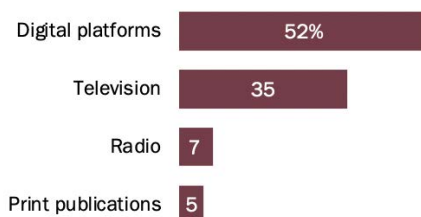
PEW RESEARCH CENTER

More than eight-in-ten U.S. adults (86%) say they get news from a smartphone, computer or tablet “often” or “sometimes,” including 60% who say they do so often. This is higher than the portion who get news from television, though 68% get news from TV at least sometimes and 40% do so often. Americans turn to radio and print publications for news far less frequently, with half saying they turn to radio at least sometimes (16% do so often) and about a third (32%) saying the same of print (10% get news from print publications often).

How we did this ⊕

Roughly half of Americans prefer to get news on a digital platform; about a third prefer TV

% of U.S. adults who prefer ___ for getting news



Note: Digital platforms includes respondents who said they prefer news websites or apps, social media, search, or podcasts.

Source: Survey of U.S. adults conducted Aug. 31-Sept. 7, 2020.

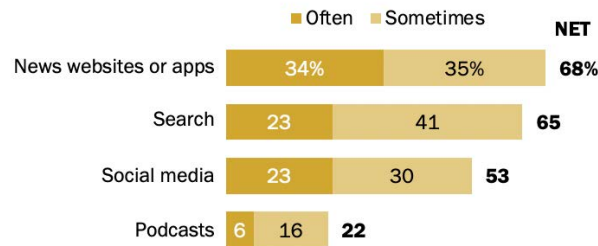
PEW RESEARCH CENTER

When asked which of these platforms they *prefer* to get news on, roughly half (52%) of Americans say they prefer a digital platform – whether it is a news website (26%), search (12%), social media (11%) or podcasts (3%). About a third say they prefer television (35%), and just 7% and 5% respectively say they prefer to get their news on the radio or via print.

Though digital devices are by far the most common way Americans access their news, where they get that news *on* their devices is divided among a number of different pathways. About two-thirds of U.S. adults say they get news at least sometimes from news websites or apps (68%) or search engines, like Google (65%). About half (53%) say they get news from social media, and a much smaller portion say they get news at least sometimes from podcasts (22%).

Americans more likely to get news on digital devices from news websites, apps and search engines than from social media

% of U.S. adults who get news ___ from ...



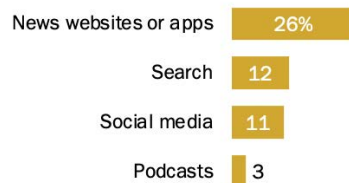
Source: Survey of U.S. adults conducted Aug. 31-Sept. 7, 2020.

PEW RESEARCH CENTER

Changing the way we measure news consumption [⊕]

News websites most preferred way to get digital news

% of U.S. adults who prefer ___ for getting news



Source: Survey of U.S. adults conducted Aug. 31-Sept. 7, 2020.

PEW RESEARCH CENTER

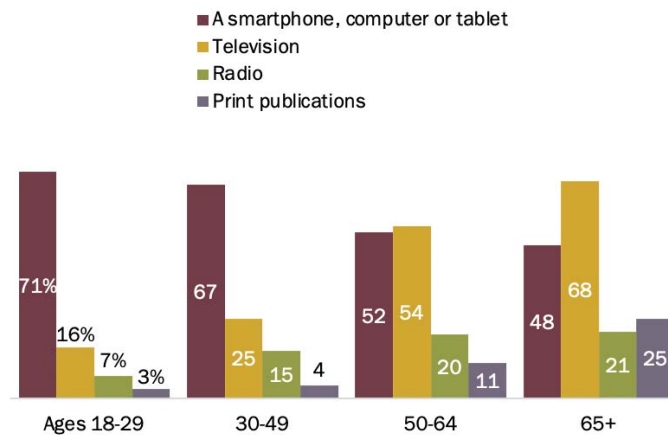
Among digital platforms, the most preferred one for news is news websites or apps: About a quarter of U.S. adults (26%) prefer to get their news this way, compared with 12% who prefer search, 11% who prefer to get their news on social media and 3% who say they prefer podcasts.

Younger Americans vary widely from their elders in news consumption habits

Underneath these numbers lie stark differences by age, with those under 50 showing very different news use patterns than their elders. Americans ages 50 and older use both television and digital devices for news at high rates, while the younger age groups have almost fully turned to digital devices as a platform to access news.

Those under 50 turn more frequently to digital devices for news

% of U.S. adults who get news *often* from ...



Source: Survey of U.S. adults conducted Aug. 31-Sept. 7, 2020.

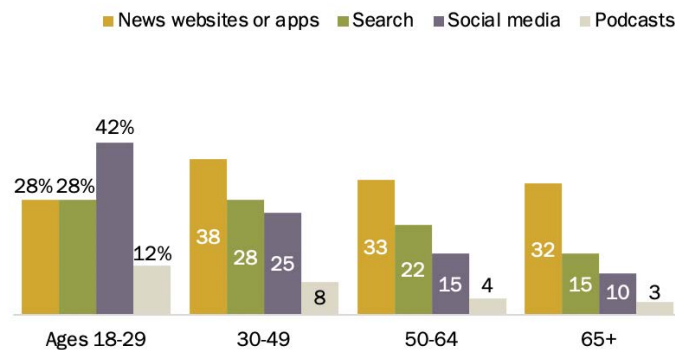
PEW RESEARCH CENTER

About half or more of adults 50 and older are still turning to TV for news often – 54% of those 50 to 64 and about two-thirds (68%) of those 65 and older. But among those ages 30 to 49, just a quarter say they get news on TV often, and just 16% say the same among those 18 to 29. For those age groups, digital devices are the dominant choice for news, with 67% of those 30 to 49 and 71% of those 18 to 29 getting news from a digital device often.

Among those 50 and older, differences between digital and non-digital news sources are less pronounced. Among adults 50 and older, 64% get news at least sometimes from both television and digital devices.

Online, most turn to news websites except for the youngest, who are more likely to use social media

% of U.S. adults who get news *often* from ...



Source: Survey of U.S. adults conducted Aug. 31-Sept. 7, 2020.

PEW RESEARCH CENTER

Within digital platforms for news, most age groups turn to news websites at higher rates than other platforms, with one exception. Americans ages 18 to 29 stand out in that the

most common digital way they get news is social media, with 42% saying they get news this way often versus 28% saying the same of either news websites or search engines.

Note: Here are [the questions used](#) for this analysis, along with responses, and [its methodology](#).

Topics [Digital News Landscape](#), [Smartphones](#), [News Platforms & Sources](#), [Digital News Landscape](#)

SHARE THIS LINK:

<https://pewrsr.ch/2MZqns7>



Elisa Shearer is a research associate focusing on journalism research at Pew Research Center.

[POSTS](#) | [BIO](#) | [EMAIL](#)

Sign up for our weekly newsletter

Fresh data delivered Saturday mornings



Email address

SIGN UP

RELATED

FEATURE | JUL 27, 2021

Digital News Fact Sheet

REPORT | SEP 28, 2020

Many Americans Get News on YouTube, Where News Organizations and Independent Producers Thrive Side by Side

SHORT READ | JUL 14, 2020

Key facts about digital-native news outlets amid staff cuts, revenue losses

SHORT READ | NOV 19, 2019

Americans favor mobile devices over desktops and laptops for getting news

SHORT READ | OCT 4, 2017

Key trends in social and digital news media

TOPICS

[Digital News Landscape](#)

MOST POPULAR

1 What the data says about gun deaths in the U.S.

2 Key facts about Americans and guns

3 Where Millennials end and Generation Z begins

4 Quiz: Where do you fit in the political typology?

5 The demographics of gun ownership

Pew Research Center 

1615 L St. NW, Suite 800
Washington, DC 20036
USA
(+1) 202-419-4300 | Main
(+1) 202-857-8562 | Fax
(+1) 202-419-4372 | [Media Inquiries](#)

RESEARCH TOPICS

Politics & Policy

International Affairs

Immigration & Migration

Race & Ethnicity

Religion

Generations & Age

Gender & LGBT

Family & Relationships

Economy & Work

Science

Internet & Technology

News Habits & Media


Methodological Research

[Full topic list](#)


FOLLOW US

 [Email Newsletters](#)

 [Facebook](#)

 [Twitter](#)

 [Tumblr](#)

 [YouTube](#)

 [RSS](#)

ABOUT PEW RESEARCH CENTER Pew Research Center is a nonpartisan fact tank that informs the public about the issues, attitudes and trends shaping the world. It conducts public opinion polling, demographic research, media content analysis and other empirical social science research. Pew Research Center does not take policy positions. It is a subsidiary of [The Pew Charitable Trusts](#).